

EXECUTIVE ORDER 11246 AFFIRMATIVE ACTION PLAN (AAP)

for

**CALIFORNIA STATE UNIVERSITY, LOS ANGELES
5151 STATE UNIVERSITY DRIVE
LOS ANGELES, CA 91605
(323) 343-3000**


January 1, 2021 – December 31, 2021

**Dun's #: 08-497-5452
EIN (tax) #: 95-4386558**


PART I: AAP FOR MINORITIES AND WOMEN

**PART II: AAP FOR PROTECTED VETERANS
AND INDIVIDUALS WITH DISABILITIES**

AA/EEO Contact: Aundreia M. Cameron
Title IX Officer and Director of Human Resources
Equity and Diversity Policies and Procedures
California State University, Los Angeles
5151 State University Drive
Los Angeles, CA 90032
(323) 343-3040
acamero6@calstatela.edu



**William A. Covino
President**



**Aundreia M. Cameron
Title IX Officer and Director of Human Resources
Equity and Diversity Policies and Procedures**

CALIFORNIA STATE UNIVERSITY, LOS ANGELES AAP

TABLE OF CONTENTS

| | |
|---|-----------|
| Background..... | 3 |
| Applicable Affirmative Action Laws and Regulations..... | 3 |
| Covered Groups Under Affirmative Action Laws and Regulations..... | 4 |
| Program Terminology..... | 6 |
| Reliance on EEOC’s Guidelines..... | 6 |
| Reporting Period..... | 6 |
| Statement of Purpose for Parts I and II..... | 7 |
| PART I: AFFIRMATIVE ACTION PLAN FOR MINORITIES AND WOMEN..... | 8 |
| Table of Contents..... | 9 |
| Chapter 1: Organizational Profile..... | 10 |
| Chapter 2: Job Group Analysis..... | 11 |
| Chapter 3: Placement of Incumbents in Job Groups..... | 12 |
| Chapter 4: Determining Availability..... | 13 |
| Chapter 5: Comparing Incumbency to Availability..... | 14 |
| Chapter 6: Placement Goals..... | 15 |
| Chapter 7: Designation of Responsibility..... | 17 |
| Chapter 8: Identification of Problem Areas..... | 21 |
| Chapter 9: Action-Oriented Programs..... | 22 |
| Chapter 10: Internal Audit and Reporting..... | 24 |
| PART II: AFFIRMATIVE ACTION PLAN FOR PROTECTED VETERANS AND INDIVIDUALS WITH DISABILITIES..... | 25 |
| Table of Contents..... | 26 |
| Chapter A: Policy Statement..... | 27 |
| Chapter B: Review of Personnel Processes..... | 29 |
| Chapter C: Physical and Mental Qualifications..... | 30 |
| Chapter D: Reasonable Accommodation to Physical and Mental Limitations..... | 31 |
| Chapter E: Harassment..... | 32 |
| Chapter F: External Dissemination of Policy, Outreach and Positive Recruitment..... | 33 |
| Chapter G: Internal Dissemination of Policy..... | 34 |
| Chapter H: Audit and Reporting System..... | 35 |
| Chapter I: Responsibility for Implementation..... | 36 |
| Chapter J: Training..... | 40 |
| Chapter K: Data Collection Analysis..... | 41 |
| Chapter L: Compensation..... | 42 |

INTRODUCTION TO PARTS I AND II

BACKGROUND

California State University, Los Angeles is a publicly owned University within the California State University (CSU) system, which offers excellent and innovative educational opportunities to an urban student population that reflects the diversity of the Los Angeles basin. Educational opportunities include: 1) preparing students to appreciate, engage, enhance and transform the social, cultural, civic, and workplace structures of American and global societies; 2) providing students with capabilities, skills, and opportunities to take full advantage of lifelong learning, including graduate and professional studies, and opportunities to participate in research, scholarly, and creative activities; 3) offering students tools for personal and academic achievement, economic mobility, and healthier lives; 4) serving as a gateway among the California State University, Los Angeles community, the greater Los Angeles community, and word community for shared educational and cultural life; and 5) providing high quality professional services to all constituencies of the University.

The University was founded in 1947.

Affirmative action is a term that encompasses any measure adopted by an employer to correct or to compensate for past or present discrimination or to prevent discrimination from recurring in the future. Affirmative action goes beyond the simple termination of a discriminatory practice.

As stipulated in federal regulations, a prerequisite to the development of a satisfactory affirmative action plan is the evaluation of opportunities for protected group members, as well as an identification and analysis of problem areas inherent in their employment. Also, where a statistical analysis reveals a numeric disparity between incumbency and availability (and/or hiring rates for veterans), an adequate AAP details specific affirmative action steps to guarantee equal employment opportunity. These steps are keyed to the problems and needs of protected group members. For minorities and women, such steps include the development of hiring and promotion goals to rectify the disparity between incumbency and availability. For protected veterans and individuals with disabilities, such steps will include a thorough review of the company's outreach efforts to determine the effectiveness of such efforts in closing the hiring and/or utilization gaps. It is toward this end that the following AAP of California State University, Los Angeles was developed.

APPLICABLE AFFIRMATIVE ACTION LAWS AND REGULATIONS

California State University, Los Angeles' AAP for minorities and women (Part I) has been prepared according to Executive Order No. 11246, as amended, and Title 41, Code of Federal Regulations, Part 60-1 (Equal Employment Opportunity Duties of Government Contractors), Part 60-2 (Affirmative Action Programs of Government Non-Construction Contractors; also known as "Revised Order No. 4"), and Part 60-20 (Sex Discrimination Guidelines for Government Contractors).

California State University, Los Angeles has developed separately an affirmative action plan for protected veterans and individuals with disabilities (Part II) prepared in accordance with the Rehabilitation Act of 1973, Section 503, as amended and Title 41, Code of Federal Regulations, Part 60-741(Affirmative Action Program for Individuals with Disabilities), the Vietnam Era Veterans' Readjustment Assistance Act of 1974, Section 4212, as amended, and Title 41 Code of Federal Regulations, Part 60-300 (Affirmative Action Program for protected veterans).

Under [Section 503](#), a business with a federal contract of more than \$15,000 is required to treat qualified individuals with disabilities without discrimination on the basis of their physical or mental disability in all employment practices, and to take affirmative action to employ and advance in employment individuals with disabilities. If the company has at least 50 employees and a single contract of \$50,000 or more, then it must also develop a Section 503 AAP, as described in [41 CFR 60-741, Subpart C](#). Section 503 applies to businesses with federal construction contracts, but not to businesses with federally assisted construction contracts.

Under [VEVRAA](#), a business with a federal contract of \$150,000 or more is required to treat qualified individuals without discrimination based on their status as a protected veteran in all employment practices, and to take affirmative action to employ and advance in employment protected veterans. If the company has at least 50 employees and a single contract of \$150,000 or more, then it must also develop a VEVRAA AAP, as described in [41 CFR 60-300, Subpart C](#). VEVRAA applies to businesses with federal construction contracts, but not to businesses with federally assisted construction contracts.

COVERED GROUPS UNDER AFFIRMATIVE ACTION LAWS AND REGULATIONS

Coverage under affirmative action laws and regulations applies to:

Women and minorities who are recognized as belonging to or identifying with the following race or ethnic groups: Blacks/African Americans, Hispanics/Latinos, Asians/Pacific Islanders, and American Indians/Alaskan Natives.

Any veteran who is entitled to compensation (or who but for the receipt of military retired pay would be entitled to compensation) under laws administered by the Secretary of Veterans Affairs, or who was discharged or released from active duty because of a service-connected disability.

Recently separated veterans: any veteran currently within three-years of discharge or release from active duty.

Veterans who served on active duty in the U.S. military during a war or campaign or expedition for which a campaign badge is awarded.

Veterans who, while serving on active duty in the Armed Forces, participated in a United States military operation for which an Armed Forces service medal was awarded pursuant to Executive Order 12985.

An individual with a disability: 1) a person who has a physical or mental impairment that substantially limits one or more of his/her major life activities; (2) has a record of such impairment, or (3) is regarded as having such an impairment.

PROGRAM TERMINOLOGY

The terms, "comparison of incumbency to availability," "deficiency," and "problem area," appearing in this AAP, are terms California State University, Los Angeles is required by government regulations to use. The criteria used in relation to these terms are those specified by the government. These terms have no independent legal or factual significance whatsoever. Although California State University, Los Angeles will use the terms in total good faith in connection with its AAP, such use does not necessarily signify that the University agrees that these terms are properly applied to any particular factual situation and is not an admission of non-compliance with EEO laws, regulations, and objectives.

The comparison of incumbency to availability contained herein is required by Government regulations to be based on certain statistical comparisons. Geographic areas and sources of statistics used herein for these comparisons were used in compliance with Government regulations, as interpreted by Government representatives. The use of certain geographic areas and sources of statistics does not indicate California State University, Los Angeles' agreement that the geographic areas are appropriate in all instances of use or that the sources of statistics are the most relevant. The use of such geographic areas and statistics may have no significance outside the context of this AAP. Such statistics and geographic areas will be used, however, in total good faith with respect to this AAP.

The grouping of job titles into a given job group does not suggest that California State University, Los Angeles believes the jobs so grouped are of comparable worth.

Whenever the term "goal" is used, it is expressly intended that it "should not be used to discriminate against any applicant or employee because of race, color, religion, gender, or national origin," as stated in Title 41 Code of Federal Regulations, Part 60-2.16(e)(2).

This AAP is not intended to create any contractual or other rights in any person or entity.

RELIANCE ON EEOC'S GUIDELINES

Although California State University, Los Angeles does not believe any violation of Title VII of the Civil Rights Act exists, it has developed this AAP in accordance with and in reliance upon the EEOC's Guidelines on Affirmative Action, Title 29 Code of Federal Regulations, Part 1608.

REPORTING PERIOD

This AAP is designed to cover the following reporting period,

- AAP implementation period: **January 1, 2021 – December 31, 2021**
- Transaction period: **November 1, 2020 – October 31, 2020**

STATEMENT OF PURPOSE FOR PARTS I AND II

This AAP has been designed to bring women and men, members of minority groups, protected veterans, and individuals with disabilities into all levels and segments of California State University, Los Angeles' workforce in proportion to their representation in the qualified relevant labor market.

The AAP, therefore, is a detailed, results-oriented set of procedures which, when carried out, results in full compliance with equal employment opportunity requirements through the equal treatment of all people.

The manner in which this is to be accomplished becomes technical and somewhat complicated. There are several reasons for this. First, California State University, Los Angeles is subject to and must address a variety of State and Federal laws and guidelines dealing with equal employment opportunity and affirmative action. These guidelines and requirements are in themselves somewhat technical and complex. In addition, relevant court decisions, which are often useful in interpreting, but sometimes conflicting with these requirements and guidelines, must be taken into account when developing and implementing the AAP. Furthermore, in determining California State University, Los Angeles' current equal employment opportunity and affirmative action position and its desired future achievements, numbers, percentages, statistics, and numerous calculations and computations must come into play.

The technical, legal, and mathematical aspects of the AAP, however, all have one common purpose—to allow us to properly identify three key concepts:

1. Where we stand now,
2. Where we must go,
3. How best to get there.

These three concepts are the Affirmative Action Plan.

CALIFORNIA STATE UNIVERSITY, LOS ANGELES

PART I: AFFIRMATIVE ACTION PLAN FOR MINORITIES AND WOMEN

FOR

JANUARY 1, 2021 – DECEMBER 31, 2021

PART I

AAP FOR MINORITIES AND WOMEN

TABLE OF CONTENTS

CHAPTER 1: ORGANIZATIONAL PROFILE
41 C.F.R. § 60-2.11

CHAPTER 2: JOB GROUP ANALYSIS
41 C.F.R. § 60-2.12

CHAPTER 3: PLACEMENT OF INCUMBENTS IN JOB GROUPS
41 C.F.R. § 60-2.13

CHAPTER 4: DETERMINING AVAILABILITY
41 C.F.R. § 60-2.14

CHAPTER 5: COMPARING INCUMBENCY TO AVAILABILITY
41 C.F.R. § 60-2.15

CHAPTER 6: PLACEMENT GOALS
41 C.F.R. § 60-2.16

ADDITIONAL REQUIRED ELEMENTS OF AFFIRMATIVE ACTION PROGRAMS

CHAPTER 7: DESIGNATION OF RESPONSIBILITY
41 C.F.R. § 60-2.17(a)

CHAPTER 8: IDENTIFICATION OF PROBLEM AREAS
41 C.F.R. § 60-2.17(b)

CHAPTER 9: ACTION-ORIENTED PROGRAMS
41 C.F.R. § 60-2.17(c)

CHAPTER 10: INTERNAL AUDIT AND REPORTING SYSTEM
41 C.F.R. § 60-2.17(d)

PART I: AAP FOR MINORITIES AND WOMEN

CHAPTER 1: ORGANIZATIONAL PROFILE

41 C.F.R. § 60-2.11

Workforce Analysis/Lines of Progression

California State University, Los Angeles conducted a workforce analysis to identify employees by gender and race/ethnicity in each job title. The data was collected from payroll records dated November 1, 2020.

Job titles are listed by organizational unit. Job titles are listed from lowest to highest paid. The list includes all job titles, including departmental supervision, exempt, and nonexempt titles.

For each job title, California State University, Los Angeles identified the total number of employees, the number of male and female employees, the total number of minority employees, the male and female minority employees, the total number of employees who are White, Black, Hispanic, Asian, American Indian or Alaskan Native employees, Native Hawaiian or Pacific Islander, and Two or More races, and the male and female employees within each of these race/ethnic groups.

Lines of Progression

Developed in conjunction with the workforce analysis is information on California State University, Los Angeles' lines of progression. Lines of progression (career ladders/career paths) identify the job titles through which an employee can move to the top of a line. For each line of progression, applicable departments are identified. These are the departments which employ persons in the job titles in the specified line of progression. Some lines of progression are limited to only one department, while others are found throughout several departments.

The lines of progression provide useful information regarding patterns of vertical and horizontal movement throughout our workforce. These patterns will be evaluated to ascertain whether they provide to our employees the optimum career mobility and opportunities for advancement.

See the *Workforce Analysis/Lines of Progression* for the results per organizational unit.

CHAPTER 2: JOB GROUP ANALYSIS

41 C.F.R. § 60-2.12

Although the workforce analysis was conducted individually for every job title, after it was completed, job titles were grouped for the comparison of incumbency to availability and for setting goals. There were several reasons for grouping jobs.

Many job titles are so similar in content that handling them individually in the AAP is not necessary. Grouping together these very similar titles is appropriate for the comparison of incumbency to availability. For many job titles, the availability data that can be collected is limited, and the same data must be used for several related jobs. Therefore, grouping these related titles together is logical. Also, many job titles have so few incumbents in them that identifying disparities between incumbency and availability by job title is meaningless—as problem areas would be identified in terms of fractions of people. By grouping several similar titles and increasing the number of employees involved, a meaningful comparison can be conducted; any identified problem areas are more likely to be in terms of whole people. Consequently, goals established to correct problem areas are also more likely to be in terms of whole people.

The three reasons for grouping job titles all discuss "similar" or "related" jobs. That is the most critical guideline in creating job groups. Above all, the job titles placed into a job group must be more similar or related to each other than the job titles in other job groups.

Job groups must have enough incumbents to permit meaningful comparisons of incumbency to availability and goal setting. Ideally, if a job group is identified as containing a problem area, it should be large enough that a goal of a least one whole person can be established. No minimum size has been established for this purpose, however, since it is dependent not only on the size of the job group, but also on the size of the availability percentage and the number of minorities or women already employed in the job group.

It may not be possible for a smaller contractor's job groups to meet the guideline of not crossing EEO categories. While there are usually two or more job groups within each EEO-1 or EEO-6 category, for smaller contractors some or all of their job groups may correspond to EEO categories.

California State University, Los Angeles did not combine job titles with different content, wages, or opportunities if doing so would have obscured problem areas (e.g., job groups which combine jobs in which minorities or women are concentrated with jobs in which they are underrepresented).

CHAPTER 3: PLACEMENT OF INCUMBENTS IN JOB GROUPS
41 C.F.R. § 60-2.13

Each job group appears on a Job Group Report with a job group name and number. The report lists each job title in the job group. For each job title, the worksheet provides the following information: EEO reporting category, job title, employee headcounts for each job title, and overall percentages by gender and race/ethnicity as of November 1, 2020.

See the *Job Group Analysis* for the listing of the job titles and the associated race and gender headcounts per job group.

CHAPTER 4: DETERMINING AVAILABILITY

41 C.F.R. § 60-2.14

"Availability" is an estimate of the proportion of each sex and race/ethnic group available and qualified for employment at California State University, Los Angeles for a given job group in the relevant labor market during the life of the AAP. Availability indicates the approximate level at which each race/ethnic and sex group could reasonably be expected to be represented in a job group if California State University, Los Angeles' employment decisions are being made without regard to gender, race, or ethnic origin. Availability estimates, therefore, are a way of translating equal employment opportunity into concrete numerical terms. Correct comparisons of incumbency to availability, worthwhile and attainable goals, and real increases in employment for problem groups depend on competent and accurate availability analyses. With valid availability data, we can compare the percentages of those who could reasonably be expected to be employed versus our current employment (from the workforce analysis), identify problem areas or areas of deficiency, and establish goals to correct the problems.

Steps in Comparison of Incumbency to Availability

Identify Availability Factors

The following availability factors are required of federal government contractors for consideration when developing availability estimates for each job group:

1. External Factor: The external requisite skills data comes from the 2006-2010 American Community Survey (ACS) Census of Population data.
 - A. Local labor area: Residential Zip Code
 - B. Reasonable labor area: National

See the *Zip Code Analysis* report for the counties included in the local labor area. Note: Zip code analysis results only apply to job groups where populated census data is available.

2. Internal Factor: The percentage of minorities or women among those promotable, transferable, and trainable within the contractor's organization. See the *Internal Availability Analysis* for more detail.

Assign Internal and External Factor Weights: Weights were assigned to each factor for each job group. A combination of historical data and experience were used to determine the weights. Weights were never assigned in an effort to hide or reduce problem areas.

Identify Final Availability: Weights were multiplied by the component-specific data to produce weighted data for each component. Weighted data for each component was summed. This produced a final availability estimate for each sex and race/ethnic group, as well as for minorities in the aggregate.¹

See the *Availability Analysis* for the availability breakdown for each job group.

¹ In most cases, the final availability report (and most other technical reports in this AAP) only includes data/information for females and minorities in the aggregate.

CHAPTER 5: COMPARING INCUMBENCY TO AVAILABILITY
41 C.F.R. § 60-2.15

Once final availability estimates were made for each job group, California State University, Los Angeles compared the percentage of incumbents in each job group to their corresponding availability. A comparison was made between the percentage employed as of November 1, 2020 and that group's final availability.

See the *Comparison of Incumbency to Availability* for the results per job group.

CHAPTER 6: PLACEMENT GOALS
41 C.F.R. § 60-2.16

California State University, Los Angeles has established an annual percentage placement goal whenever it found that minority or female representation within a job group was less than would reasonably be expected given their availability. In each case, the goal was set at the availability figure derived for women and/or minorities, as appropriate for that job group. These goals take into account the availability of basically qualified persons in the relevant labor area. They also take into account anticipated employment opportunities with our organization. Goals are not rigid and inflexible quotas which must be met, but are instead targets reasonably attainable by means of applying every good faith effort to make all aspects of the entire AAP work. These goals will be reached primarily through recruiting and advertising to increase the pool of qualified minority and female applicants and through implementation of our action-oriented programs (see Chapter 9). Selections will occur only from among qualified applicants. Goals do not require the hiring of a person when there are no vacancies or the hiring of a person who is less likely to do well on the job ("less qualified") over a person more likely to do well on the job ("better qualified"), under valid selection procedures. Goals do not require that California State University, Los Angeles hire a specified number of minorities or women.

Goals shall not be rigid and inflexible quotas which must be met, but are instead objectives or targets reasonably attainable by means of applying every good faith effort to make all aspects of the entire AAP work. A goal is a guidepost against which California State University, Los Angeles, a community group, or a compliance agency can measure progress in remedying identified deficiencies in California State University, Los Angeles' workforce. By setting realistic goals, based on expected vacancies and anticipated availability of skills within the relevant labor area, and using a job-related selection system, California State University, Los Angeles should be able to meet the goals, assuming it conducts effective recruitment and advertising efforts, when applicable, to ensure an adequate pool of qualified minority and/or female qualified applicants from which to make selections.

In establishing placement goals, the following principles apply:

- (1) Placement goals may not be rigid or inflexible quotas, which must be met, nor are they to be considered as either a ceiling or a floor for the employment of particular groups.
- (2) In all employment decisions, the University must make selections in a nondiscriminatory manner. Placement goals do not provide the University with a justification to extend a preference to any individual, select an individual, or adversely affect an individual's employment status, on the basis of that person's race, color, religion, sex, sexual orientation, gender identity, or national origin.
- (3) Placement goals do not create set-asides for specific groups, nor are they intended to achieve proportional representation or equal results.
- (4) Placement goals may not be used to supersede merit selection principles. Affirmative action programs prescribed by the regulations in this part do not require the University to hire a person in preference to a more qualified one.

In establishing goals, California State University, Los Angeles considered the results which could reasonably be expected from putting forth every good faith effort to make the overall AAP work. The University involved Human Resources Management staff, department heads, unit managers and supervisors in the goal-setting process. Goals were not established that would exclude any gender or race/ethnic group.

See the *Placement Goals* report for each job group and the *Goals Progress Report* for progress made since the previous AAP.

CHAPTER 7: DESIGNATION OF RESPONSIBILITY

41 C.F.R. § 60-2.17(a)

As part of its efforts to ensure equal employment opportunity to all individuals, California State University, Los Angeles has designated specific responsibilities to various staff to ensure the AAP focuses on all components of the employment system. To that end, the University President, the Associate Vice President, HRM, the Director of Human Resources, and those employed as supervisors and managers have undertaken the responsibilities described below.

University President

The primary responsibility and accountability for implementing the AAP rests with the University President. This person is responsible, through the Associate Vice President, HRM and the Director of Human Resources, for adherence to California State University, Los Angeles' policy of equal employment opportunity and affirmative action. This role includes, but is not limited to, the following duties:

1. Designate appropriate personnel with the responsibility for overseeing, administering, implementing, and monitoring California State University, Los Angeles' AAP. Ensure that these personnel are identified in writing by name and job title.
2. Ensure that those designated personnel responsible for all AAP components are given the necessary authority and top management support and staffing to successfully implement their assigned responsibilities.
3. Impart the personal direction that ensures total involvement and commitment to equal employment opportunity programs through California State University, Los Angeles' AAP. However, the AAP placement goals may not be used to supersede merit selection principles. Affirmative action programs prescribed by the regulations in this part do not require the University to hire a person in preference to a more qualified one.

Associate Vice President, HRM

The Associate Vice President, HRM is responsible for overall supervision of the AAP and ensures, through the Director of Human Resources, and department managers and supervisors, that all relevant policies and procedures are adhered to. Successful implementation of this program is a basis for evaluating the Associate Vice President, HRM's effective work performance. Responsibilities include, but are not limited to, the following:

1. Ensure that California State University, Los Angeles adheres to the stated policy of equal employment opportunity, and monitor the application of equal employment opportunity policies.
2. Ensure that the AAP is reviewed and updated annually in accordance with California

State University, Los Angeles' stated policy.

3. Participate in periodic discussions with management, supervision, and all other employed personnel to ensure AAP and equal employment opportunity policies are being followed.
4. Review the qualifications of all employees to ensure equitable opportunity, based on job-related employment practices, is given to all for transfers and promotions.
5. Conduct periodic audits of: 1) training programs and hiring and promotion patterns to remove impediments to the attainment of AAP goals and objectives, 2) facilities to ensure they are maintained for the use and benefit of all employees and integrated both in policy and practice, and 3) sponsored educational, training, recreational, and social activities to ensure that all employees are encouraged to participate in accordance with policies on non-discrimination.
6. Ensure that all new employees receive a special orientation to California State University, Los Angeles' equal employment opportunity policy and are thoroughly informed with regard to the AAP and its objectives.
7. Periodically analyze applicant flow to determine the mix of persons applying for employment by race/ethnic origin and gender.
8. Ensure that recruitment advertising is placed in minority and female-oriented publications, as applicable.
9. Review all job descriptions and specifications to ensure they are free of discriminatory provisions and artificial barriers. Ensure that all requirements are job-related, that they are realistic, and that they reflect the actual work requirements of the essential job duties.

Director of Human Resources

The Director of Human Resources is responsible for ensuring the directives of the University President and Associate Vice President, HRM are implemented. Duties include, but are not limited to, the following:

1. Provide direction to California State University, Los Angeles' employees, as necessary, to carry out all actions required to meet the University's equal employment opportunity and affirmative action commitments.
2. Review, report on, and update California State University, Los Angeles' AAP at least on an annual basis in accordance with stated policy.
3. Responsible for the design and effective implementation of the AAP at all establishments.

4. Develop, implement, and maintain audit and reporting systems to measure effectiveness of equal employment opportunity programs, including those that will indicate the need for remedial action and determine the degree to which goals and objectives have been obtained.
5. Advise management in the modification and development of California State University, Los Angeles' policies to ensure the enhancement of equal employment opportunity for all employees and potential employees within existing equal employment opportunity guidelines.
6. Conduct periodic audits to ensure all required posters and those advertising California State University, Los Angeles' equal employment opportunity policies and AAP are displayed and that California State University, Los Angeles' equal employment opportunity and AAP policies are being thoroughly communicated.
7. Assist in review and revision of all policies, procedures, and rules to ensure they are not in violation of federal or state laws and regulations.

Managers and Supervisors

In their direct day-to-day contact with California State University, Los Angeles' employees, managers and supervisors have assumed certain responsibilities to help the University ensure compliance with equal employment opportunity programs and effective implementation of the AAP. These include, but are not limited to, the following:

1. Aggressively adhere to California State University, Los Angeles' equal employment opportunity and affirmative action policy.
 - A. Support and assist the Associate Vice President, HRM and Director of Human Resources in developing, maintaining, and successfully implementing the AAP.
 - B. Take action to prevent harassment of employees placed through affirmative action efforts.
2. Assign employees to significant jobs that might lead to greater personal growth and value, and counsel them with respect to what is needed for upward mobility within the employment structure.
3. Ensure that all interviews, offers of employment and/or wage commitments are consistent with California State University, Los Angeles' policy.
4. Implement the internal promotion and transfer of all employees under their supervision consistent with AAP goals and objectives.

5. Assist in identifying problem areas and provide needed information for establishing and meeting department affirmative action goals and objectives.

CHAPTER 8: IDENTIFICATION OF PROBLEM AREAS
41 C.F.R. § 60-2.17(b)

Terminology

The phrases “comparison of incumbency to availability,” and “problem area” appearing in this chapter are terms California State University, Los Angeles is required by government regulations to use. The criteria used in relation to these terms are those specified by the government. These terms have no independent legal or factual significance. Although California State University, Los Angeles will use the terms in good faith in connection with its AAP, such use does not necessarily signify the company agrees that these terms are properly applied to any particular factual situation and is not an admission of non-compliance with EEO laws, regulations, and objectives. Whenever the term “goal” is used, it is expressly intended that it “should not be used to discriminate against any applicant or employee because of race, color, religion, gender, or national origin,” as stated in Title 41 Code of Federal Regulations, Part 60-2.16(e).

In addition to comparing incumbency to availability within job groups, California State University, Los Angeles has conducted studies to identify problem areas in each of its selection procedures (i.e., hires, promotions, and terminations). California State University, Los Angeles will continue to monitor and update these studies during each AAP year. In each case where potential problem areas have been identified, affirmative actions, as appropriate, will be taken consistent with any of the action-oriented programs described in Chapter 9 of this AAP.

Goals are established within each of the job groups at no less than the current availability data for the job group.

41 C.F.R. § 60-2.17(b)(1): Workforce by Organizational Unit and Job Group

An analysis of minority and female distribution within each organizational unit was accomplished by a thorough investigation of the *Workforce analysis*.

An analysis of minority and female utilization within each job group was accomplished by a thorough investigation of the *Comparison of Incumbency to Availability* reports.

41 C.F.R. § 60-2.17(b)(2): Personnel Activity

Applicant flow, hires, promotions, and terminations were analyzed by job group. An analysis of selection disparities in personnel activity between men/women and whites/minorities was accomplished by a thorough examination of transaction data. See the *Summary of Personnel Transactions Report* for each job group.

41 C.F.R. § 60-2.17(b)(3): Compensation Systems

Compensation analyses were conducted by comparing the salaries for men v. women, and whites v. minorities in each job title.

CHAPTER 9: ACTION-ORIENTED PROGRAMS
41 C.F.R. § 60-2.17(c)

California State University, Los Angeles tailors our action-oriented programs each year to ensure they are specific to the problem identified.

Action-Oriented Program:

The Action-Oriented Programs designed to address the underutilization of women and minorities are listed below. These Action-Oriented Programs will be carried-out throughout the AAP year. The Associate Vice President, HRM, with the help of the managers, will be responsible in ensuring that the following are implemented.

Recruitment:

1. California State University, Los Angeles will continue to place advertisements on job opportunities through local job service offices, including community colleges and non-profit organizations.
2. Due to the extensive technical education and experience required for some positions, California State University, Los Angeles will also continue to place job opportunity announcements in the University website, the CSU website and HigherEd.
3. Advertisements and newsletters will always carry the Equal Employment Opportunity clause.
4. Minority and female applicants will be considered for all positions for which they are qualified.
5. California State University, Los Angeles will participate in job fairs if there are sufficient numbers of opening to warrant participation. California State University, Los Angeles will continue to participate in the annual University Career Center Job Fair.
6. The University will continue to employ students who work during the summer and part-time during the school year. Many of these students are referred by the Career Center and campus community.

Job Specifications/Selection Process:

1. Develop position descriptions that accurately reflect position functions, and are consistent for the same position from one location to another.
2. Develop job or worker specifications that contain academic, experience, and skill requirements that do not constitute inadvertent discrimination. Develop specifications that are free from bias with regard to age, gender race, color, religion, national origin, disability or veteran status.

3. Approved position specifications and worker specifications will be made available to all members of management involved in the recruiting, screening, selection, and promotion process. Copies may also be made available to recruiting sources.
4. California State University, Los Angeles will continue to use only worker specifications that include job-related criteria.
5. California State University, Los Angeles will continue to carefully select and counsel all personnel involved in the recruiting, screening, selection, promotion, disciplinary, and related processes to eliminate bias in all personnel actions.

Job Advancement:

1. Minority and female employees can be made available for participation in Career Days, Youth Motivation Programs, and related activities in the community, as desired.
2. California State University, Los Angeles will continue to post or announce job opportunities. California State University, Los Angeles' Job Posting Policy system requires postings of all positions up to the Executive level.
3. Require supervisory personnel to submit justification when apparently qualified minority or female employees are passed over for promotion.
4. Review seniority practices to ensure such practices are non-discriminatory and do not have discriminatory effect.
5. All employees are actively encouraged to participate in facilities and company-sponsored social and recreational activities.
6. California State University, Los Angeles will continue to use our formal employee evaluation program. The performance Appraisal is used for annual reviews for all employees.
7. Provide access to job advancement related training courses.
8. Tuition fee waiver for up to two courses per quarter is offered to all permanent full-time and part-time employees who are interested in pursuing an undergraduate degree or an advance degree, with certain limitations.

CHAPTER 10: INTERNAL AUDIT AND REPORTING
41 C.F.R. § 60-2.17(d)

Inherent in the AAP is the need for periodic self-assessment of problems encountered, corrective action taken, and progress made. Self-evaluation requires complex record keeping systems on applicants, employees, and components of the AAP itself. Periodic reports from supervisors, department managers, the Associate Vice President, HRM, and other relevant persons are required.

The objective of all record keeping systems to be implemented is to assess the results of past actions, trends, the appropriateness of goals and objectives, the appropriateness and relevancy of identified solutions to problems, and the adequacy of the Plan as a whole. In addition, a further objective is to identify the proper corrective actions to be made to all components.

In order to fully achieve the objectives of such a record keeping system, the results of it must lead to follow-up through feedback to managers, supervisors, and staff, through reallocation of resources, through modifications to plans and the record keeping system itself, through appropriate recognition of personal achievements as well as punitive actions for discriminatory acts. For any identified deficiencies, appropriate corrective action will be identified and implemented.

The records that are maintained are the basis for updating the affirmative action plan, including revising the availability data and establishing annual numerical goals. The internal audit and reporting system is used as the basis for evaluating systemic, results-oriented programs and affirmative action efforts.

The California State University, Los Angeles auditing and reporting system periodically measures the effectiveness of its total affirmative action program. The Associate Vice President, HRM:

1. Monitors records of all personnel activity, including referrals, placements, transfers, promotions, terminations, and compensation, at all levels to ensure the nondiscriminatory policy is carried out;
2. Requires internal reporting on a scheduled basis as to the degree to which equal employment opportunity and organizational objectives are attained;
3. Reviews report results with all levels of management; and
4. Advises top management of program effectiveness and submit recommendations to improve unsatisfactory performance.

CALIFORNIA STATE UNIVERSITY, LOS ANGELES

**PART II: AFFIRMATIVE ACTION PLAN FOR PROTECTED VETERANS AND
INDIVIDUALS WITH DISABILITIES**

FOR

JANUARY 1, 2021 – DECEMBER 31, 2021

PART II

AAP FOR PROTECTED VETERANS AND INDIVIDUALS WITH DISABILITIES

TABLE OF CONTENTS

| | |
|-------------------|---|
| CHAPTER A: | POLICY STATEMENT 41 C.F.R. §§ 60-300.44(a); 60-741.44(a) |
| CHAPTER B: | REVIEW OF PERSONNEL PROCESSES 41 C.F.R. §§ 60-300.44(b); 60-741.44(b) |
| CHAPTER C: | PHYSICAL AND MENTAL QUALIFICATIONS 41 C.F.R. §§ 60-300.44(c); 60-741.44(c) |
| CHAPTER D: | REASONABLE ACCOMMODATION TO PHYSICAL AND MENTAL LIMITATIONS 41 C.F.R. §§ 60-300.44(d); 60-741.44(d) |
| CHAPTER E: | HARASSMENT 41 C.F.R. §§ 60-300.44(e); 60-741.44(e) |
| CHAPTER F: | EXTERNAL DISSEMINATION OF POLICY, OUTREACH AND POSITIVE RECRUITMENT 41 C.F.R. §§ 60-300.44(f); 60-741.44(f) |
| CHAPTER G: | INTERNAL DISSEMINATION OF POLICY 41 C.F.R. §§ 60-300.44(g); 60-741.44(g) |
| CHAPTER H: | AUDIT AND REPORTING SYSTEM 41 C.F.R. §§ 60-300.44(h); 60-741.44(h) |
| CHAPTER I: | RESPONSIBILITY FOR IMPLEMENTATION 41 C.F.R. §§ 60-300.44(i); 60-741.44(i) |
| CHAPTER J: | TRAINING 41 C.F.R. §§ 60-300.44(j); 60-741.44(j) |
| CHAPTER K: | DATA COLLECTION ANALYSIS 41 C.F.R. §§ 60-300.44(k); 60-741.44(k) |
| CHAPTER L: | COMPENSATION 41 C.F.R. §§ 60-300.21(i); 60-741.21(i) |

CHAPTER A: POLICY STATEMENT
41 C.F.R. §§ 60-300.44(a); 60-741.44(a)

It is the policy of California State University, Los Angeles and my personal commitment that equal employment opportunity be provided in the employment and advancement for all persons regardless of race, religion, color, national origin, sex, age, sexual orientation/gender identity and status as a protected veteran or individual with a disability at all levels of employment, including the executive level. California State University, Los Angeles does not and will not discriminate against any applicant or employee regardless of race, religion, color, national origin, sex, age, sexual orientation/gender identity and status as a protected veteran and/or individual with a disability to any position for which the applicant or employee is qualified. In addition, California State University, Los Angeles is committed to a policy of taking affirmative action to employ and advance in employment qualified protected veteran employees and qualified employees with disabilities at all levels, including the executive level. Such affirmative action shall apply to all employment practices, including, but not limited to hiring, upgrading, demotion or transfer, recruitment, recruitment advertising, layoff or termination, rates of pay or other forms of compensation, and selection for training, including apprenticeship and on-the-job training. Decisions related to personnel policies and practices shall be made on the basis of an individual's capacity to perform a particular job and the feasibility of any necessary job accommodation. California State University, Los Angeles will make every effort to provide reasonable accommodations to any physical and mental limitations of individuals with disabilities and to disabled veterans.

Employees and applicants shall not be subjected to harassment, intimidation, threats, coercion or discrimination because they have engaged in or may engage in any activity protected by state, federal or local anti-discrimination laws including the following activities:

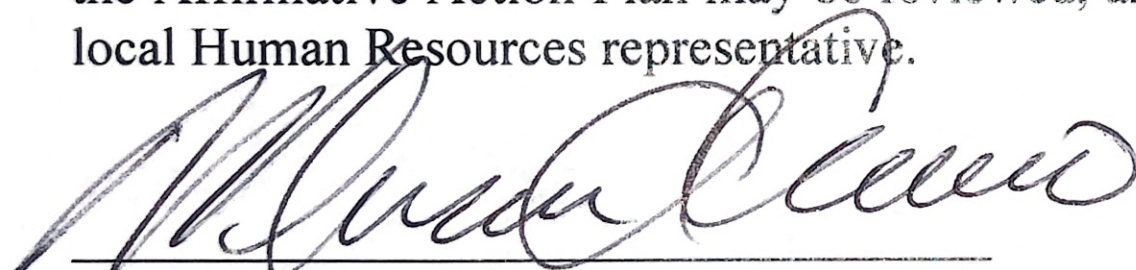
- (1) Filing a complaint;
- (2) Assisting or participating in an investigation, compliance evaluation, hearing, or any other activity related to the administration of the affirmative action provisions of the Vietnam Era Veterans' Readjustment Assistance Act of 1974, as amended (VEVRAA) or any other Federal, state or local law requiring equal opportunity for disabled veterans, recently separated veterans, active wartime or campaign badge veterans, or Armed Forces service medal veterans or Section 503 of the Rehabilitation Act of 1973, as amended (Section 503) or any other federal, state or local law requiring equal opportunity for disabled persons;;
- (3) Opposing any act or practice made unlawful by VEVRAA or its implementing regulations or any other federal, state or local law requiring equal opportunity for disabled veterans, recently separated veterans, active wartime or campaign badge veterans, or Armed Forces service medal veterans or section 503 or its implementing regulations or any other federal, state or local law requiring equal opportunity for disabled persons; or
- (4) Exercising any other right protected by VEVRAA or Section 503 or their implementing regulations.

Our obligations in this area stem from not only adherence to various state and federal regulations, but also from our commitment as an employer in this community to provide job opportunities to all persons regardless of race, religion, color, national origin, sex, age, sexual orientation/gender identity and status as a protected veteran or an individual with disability. California State University, Los Angeles' EEO policy and affirmative action obligations include my full support as University President.

California State University, Los Angeles will also continually design and implement audit and reporting systems that will measure the effectiveness and the compliance of the AAP, identify the need for remedial actions, determine if objectives were attained, and determine if opportunities to participate in company-sponsored activities were extended to all employees and applicants.

California State University, Los Angeles is also committed to abiding with the Pay Transparency Nondiscrimination Provisions and therefore, will not discharge or in any other manner discriminate against employees or applicants because they have inquired about, discussed, or disclosed their own pay or the pay of another employee or applicant. California State University, Los Angeles' employees who have access to the compensation information of other employees or applicants as part of their essential job functions are informed and trained to not disclose the pay of other employees or applicants to individuals who do not otherwise have access to compensation information, unless the disclosure is (a) a response to a formal complaint or charge; (b) in furtherance of an investigation, proceeding, hearing, or action, including an investigation conducted by the employer, or (c) consistent with California State University, Los Angeles' legal duty to furnish the information.

If you have any questions regarding our equal employment opportunity, harassment policies or the complaint procedure, you may contact your local Human Resources representative. Parts of the Affirmative Action Plan may be reviewed, as appropriate, by making an appointment with a local Human Resources representative.



(Signature)

William A. Covino
President

Date: 1/25/21

CHAPTER B: REVIEW OF PERSONNEL PROCESSES
41 C.F.R. §§ 60-300.44(b); 60-741.44(b)

To ensure that all personnel activities are conducted in a job-related manner which provides and promotes equal employment opportunity for all known protected veterans and employees and applicants with disabilities, reviews are periodically made of the University's examination and selection methods to identify barriers to employment, training, and promotion.

- 1) California State University, Los Angeles periodically conduct a review of its employment processes to ensure thorough and systematic consideration of the job qualifications of 1) known protected veteran applicants and employees; and 2) applicants and employees with disabilities for job vacancies filled either by external hiring or internal promotions/transfers, as well as for all training opportunities available. In order to determine whether an individual is qualified for a particular job, a close examination of the content of the job is made, as well as a review of the job qualifications of known protected veterans and individuals with disabilities, both applicants and employees. In determining the qualifications of a protected veteran, consideration is given only to that portion of the military record, including discharge papers, relevant to the job qualifications for which the veteran is being considered.
- 2) The University ensures that its personnel processes do not stereotype individuals with disabilities or protected veterans in a manner which limits their access to jobs for which they are qualified.
- 3) The University ensures that applicants and employees with disabilities have equal access to its personnel processes, including those implemented through information and communication technologies.
- 4) The University provides reasonable accommodations, unless such accommodations will cause undue hardship to the company, to applicants and employees with disabilities to ensure that equal employment opportunity are extended in the operation of its personnel processes.
- 5) The University ensures that information and communications systems are accessible to all employees and applicants with disabilities even in the absence of a specific request for accommodation.

CHAPTER C: PHYSICAL AND MENTAL QUALIFICATIONS
41 C.F.R. §§ 60-300.44(c); 60-741.44(c)

To ensure that all physical and mental qualifications and requirements are job-related and promote equal employment opportunity for all known protected veterans and employees and applicants with qualified disabilities, reviews are periodically made of the University's physical and mental qualifications and requirements as they relate to employment, training, and promotion.

The Company's physical and mental job requirements are reviewed to determine whether or not they are job-related and consistent with business necessity and safe performance on the job.

Schedule for Review: Any previously reviewed classification will be reviewed again if there is a change in working conditions which affects the job's physical or mental requirements (e.g., new requirements, new equipment, etc.)

**CHAPTER D: REASONABLE ACCOMMODATION TO PHYSICAL AND MENTAL
LIMITATIONS**

41 C.F.R §§ 60-300.44(d); 60-741.44(d)

California State University, Los Angeles will make every effort to provide reasonable accommodations to physical and mental limitations of applicants and employees with disabilities or who are disabled veterans unless it can demonstrate that the accommodations would impose an undue hardship on the operation of business. Such reasonable accommodations are implemented in the company's electronic and/or online application systems. The University ensures that qualified applicants and employees with disabilities, who are unable to fully utilize the system, are provided equal opportunities to apply and be considered for all jobs. California State University, Los Angeles will confidentially review performance issues of employees with known disabilities to determine whether a reasonable accommodation is needed when: 1) the employee is having significant difficulty with job performance, and 2) it is reasonable to conclude that the problem is related to the known disability.

Employees may also contact the following at any time to formally request an accommodation:

Name: Aundreia M. Cameron
Title: Title IX Officer and Director of Human Resources
Equity and Diversity Policies and Procedures
Phone: (323) 343-3040
Email: acamero6@calstatela.edu

CHAPTER E: HARASSMENT
41 C.F.R. §§ 60-300.44(e); 60-741.44(e)

California State University, Los Angeles has developed and implemented a set of procedures to ensure that its employees with disabilities and protected veterans are not harassed due to those conditions. A copy of the sexual harassment policy, which includes a section prohibiting harassment of individuals with disabilities or protected veterans is available for distribution to new as well as to existing employees.

**CHAPTER F: EXTERNAL DISSEMINATION OF POLICY, OUTREACH AND
POSITIVE RECRUITMENT**
41 C.F.R. §§ 60-300.44(f); 60-741.44(f)

Based upon the University's review of its personnel policies as described in Chapter B, the following activities will be implemented or continued to further enhance our affirmative action efforts. All activities are the responsibility of the Associate Vice President, HRM.

- 1) Initiate and maintain communication with organizations having special interests in the recruitment of and job accommodations for protected veterans and individuals with disabilities.
- 2) Disseminate information concerning employment opportunities to radio and television stations, and to publications that primarily reach protected veterans and individuals with disabilities.
- 3) Provide information emphasizing job opportunities for protected veterans and individuals with disabilities to all local educational institutions, public and private.
- 4) Inform all recruiting sources, in writing and orally, of the University's affirmative action policy for protected veterans and individuals with disabilities.
- 5) List with the State Employment Development Department all suitable job openings.

The exemptions for posting jobs are when positions are,

- (1) executive and top management positions,
- (2) positions that will be filled from within the contractor's organization,
- (3) and positions lasting three days or less.

This is an on-going activity. A listing of job opportunities reported to the local State Employment Service Delivery System is always kept current.

- 6) Send written notification of the University's affirmative action policy to all subcontractors, vendors, and suppliers requesting appropriate action on their part. This includes their obligation to annually file their EEO Reporting form and VETS-4212 form and, for employers with 50 or more employees and contracts of \$50,000 or more, their obligation to develop a written affirmative action plan.
- 7) Participate and employ veterans under work study programs with Veterans' Administration.

CHAPTER G: INTERNAL DISSEMINATION OF POLICY
41 C.F.R. §§ 60-300.44(g); 60-741.44(g)

In order to gain positive support and understanding for the affirmative action program for protected veterans and individuals with disabilities California State University, Los Angeles will implement or continue to implement the following internal dissemination procedures, all of which are the responsibility of the Director of Human Resources. The following policies and procedures are designed to foster support and understanding from California State University, Los Angeles' executive staff, management, supervisors, and other employees in an effort to encourage all employees to take the necessary actions to aid California State University, Los Angeles in meeting its obligations.

- 1) Include the policy in the University's policy manual and other in-house publications.
- 2) Conduct special meetings with executive, management, and supervisory personnel to explain the intent of the policy and individual responsibility for effective implementation, making clear the University President' attitude.
- 3) Schedule training sessions for all employees involved in recruiting, selection, promotion, and other related employment issues for protected veterans and individuals with disabilities.
- 4) Discuss the policy thoroughly in both employee orientation and management training programs.
- 5) Inform union officials of the contractor's policy, and request their cooperation.
- 6) Include non-discrimination clauses in all union agreements, and review all contractual provisions to ensure they are non-discriminatory.
- 7) Include articles on accomplishments of protected veterans and workers with disabilities in Company publications.
- 8) Post the policy on Company bulletin boards, along with the University's harassment policy which includes protection from harassment on the basis of disability.
- 9) When employees are featured in employee handbooks or similar publications for employees, include employees with disabilities.

CHAPTER H: AUDIT AND REPORTING SYSTEM
41 C.F.R. §§ 60-300.44(h); 60-741.44(h)

California State University, Los Angeles has developed and currently implements an audit and reporting system that addresses the following:

- 1) Measures the effectiveness of California State University, Los Angeles' overall affirmative action program and whether the company is in compliance with specific obligations.
- 2) Indicates the need for remedial action. Any corrective actions will be the responsibility of the Director of Human Resources.
- 3) Measures the degree to which California State University, Los Angeles' objectives are being met.
- 4) Whether there are any undue hurdles for individuals with disabilities and protected veterans regarding company sponsored educational, training, recreational, and social activities. This will also include, but not limited, to the review of the on-line and electronic application system to determine their accessibility and ensuring that procedures to request for accommodations are prominently displayed and that individuals with disabilities can readily obtain the needed accommodation.

CHAPTER I: RESPONSIBILITY FOR IMPLEMENTATION
41 C.F.R. §§ 60-300.44(i); 60-741.44(i)

As part of its efforts to ensure equal employment opportunity to protected veterans and individuals with disabilities, California State University, Los Angeles has designated specific responsibilities to various staff to ensure the AAP focuses on all components of the employment system. To that end, the University President, Associate Vice President, HRM, Director of Human Resources, and those employed as supervisors and managers have undertaken the responsibilities described below.

University President

The University President is responsible for providing top management support for the University's AAP. This person issues a memo annually to reaffirm the University's Equal Employment Opportunity Policy and to make known to all employees and applicants the commitment of Senior Management to EEO and affirmative action. Additional responsibilities include, but are not limited to:

- 1) Designating appropriate personnel with the responsibility for overseeing, administering, implementing, and monitoring the University's AAP. Ensuring that these personnel are identified in writing by name and job title.
- 2) Ensuring that designated personnel responsible for all AAP components are given the necessary authority and top management support and staffing to successfully implement their assigned responsibilities.
- 3) Imparting the personal direction that ensures total involvement and commitment to equal employment opportunity programs through California State University, Los Angeles' AAP.

Associate Vice President, HRM

The Associate Vice President, HRM is responsible for overall supervision of the AAP and ensures, through the Director of Human Resources, and department managers and supervisors, that all relevant policies and procedures are adhered to. Successful implementation of this program is a basis for evaluating the Associate Vice President, HRM's effective work performance. Responsibilities include, but are not limited to, the following:

- 1) Presenting all needed recommendations and procedural changes to Senior Management concerning EEO and affirmative action and ensuring that Senior Management is kept informed of the University's compliance status.
- 2) Maintaining Company-wide management support and cooperation for the University's AAP.
- 3) Collaborating with Senior Management on EEO and AAP issues.

- 4) Assisting line management in arriving at solutions to EEO/AA problems.
- 5) Reviewing results of audit and reporting systems to assess the effectiveness of the University's AA programs and to direct corrective actions where necessary.
- 6) Ensuring that the AAP is updated annually for all establishments.
- 7) Providing guidance to managers and supervisors in taking proper action to prevent employees from being harassed in any way, through one-on-one contact, training, and disciplinary action.
- 8) Providing guidance and direction to the Director of Human Resources.
- 9) Ensuring that relevant staff, (i.e., Director of Human Resources, managers, and supervisors) are aware that their work performance is being evaluated in part on the basis of their equal employment opportunity efforts and results.
- 10) Reviewing the qualifications of all employees to ensure equitable opportunity, based on job-related employment practices, is given to all for transfers and promotions.
- 11) Conducting periodic audits of: 1) training programs and hiring and promotion patterns to remove impediments to the attainment of AAP goals and objectives, and 2) the University's sponsored educational, training, recreational, and social activities to ensure that all employees are encouraged to participate in accordance with policies on non-discrimination. Determine whether known protected veterans and employees with disabilities have had the opportunity to participate in all Company-sponsored educational, training, recreation and social activities.
- 12) Reviewing all job descriptions and specifications to ensure they are free of discriminatory provisions and artificial barriers. Ensuring that all requirements are job-related, that they are realistic, and that they reflect the actual work requirements of the essential job duties.
- 13) Ensuring the University's VETS-4212 form is filed annually with the Veterans' Employment and Training Service (VETS).

Director of Human Resources

The Director of Human Resources is responsible for ensuring that the directives of the University President and Associate Vice President, HRM are implemented. Duties include, but are not limited to, the following:

- 1) Providing direction to the University's employees, as necessary, to carry out all actions required to meet the University's equal employment opportunity and affirmative action commitments.

- 2) Responsible for the design and effective implementation of the AAP at all establishments.
- 3) Developing, implementing, and maintaining audit and reporting systems to measure effectiveness of equal employment opportunity programs, including those that will
 - a) Indicate need for remedial action,
 - b) Determine degree to which goals and objectives have been obtained.
- 4) Advising management in the modification and development of the University's policies to ensure the enhancement of equal employment opportunity for all employees and potential employees within existing equal employment opportunity guidelines.
- 5) Identifying problem areas and establishing procedures, goals and objectives to solve these problems.
- 6) Providing guidelines in the development, preparation, and implementation of career counseling programs for known protected veterans and employees with disabilities.
- 7) Conducting periodic audits to ensure all required posters and those advertising the University's equal employment opportunity policies and AAP, as well as the Invitation to Self-Identify for covered veterans and individuals with disabilities, are displayed and that the University's equal employment opportunity and AAP policies are being thoroughly communicated.
- 8) Ensure that employees are re-surveyed regarding their disability status every five (5) years and send out reminders to employees, at least once during the five (5) year intervals, that they may voluntarily update their disability status at any time.
- 9) Developing policy statements, affirmative action programs, internal and external communication techniques.
- 10) Assisting line management in arriving at solutions to problems.
- 11) Serving as the liaison between California State University, Los Angeles and enforcement agencies.
- 12) Keeping management informed of the latest developments in the equal employment opportunity area.
- 13) Reviewing, reporting on, and updating the AAP annually in accordance with stated policy. Informing employees and applicants of significant changes.

- 14) Working closely with the Associate Vice President, HRM and department managers and supervisors in coordinating the effective implementation of all identified affirmative actions.
- 15) Assisting in review and revision of all policies, procedures, and rules to ensure they are not in violation of federal or state laws and regulations.
- 16) Responsible for ensuring overall the University's compliance with the AAP.

Managers and Supervisors

In their direct day-to-day contact with the University's employees, managers and supervisors have assumed certain responsibilities to help California State University, Los Angeles ensure compliance with equal employment opportunity programs and effective implementation of the AAP. These include, but are not limited to the following:

- 1) Aggressively adhering to the University's equal employment opportunity policy.
- 2) Supporting and assisting the Associate Vice President, HRM and Director of Human Resources in developing, maintaining, and successfully implementing the AAP.
- 3) Taking action to prevent harassment of employees placed through affirmative action efforts.
- 4) Assigning employees to significant jobs that might lead to greater personal growth and value, and counsel them with respect to what is needed for upward mobility within the employment structure.
- 5) Ensuring that all interviews, offers of employment and/or wage commitments are consistent with the University's policy.
- 6) Implementing the internal promotion and transfer of all employees under their supervision consistent with AAP goals and objectives.
- 7) Assisting in identifying problem areas and providing needed information for establishing and meeting department affirmative action goals and objectives.
- 8) Seeking and sharing information on feasible accommodations which have been or could be made for known disabilities.

CHAPTER J: TRAINING
41 C.F.R. §§ 60-300.44(j); 60-741.44(j)

California State University, Los Angeles trains all employees involved in any way with the recruitment, selection, promotion, disciplinary actions, training, and related processes of individuals with disabilities or protected veterans to ensure commitment to the company's stated affirmative action goals.

CHAPTER K: DATA COLLECTION ANALYSIS
41 C.F.R. §§ 60-300.44(k); 60-741.44(k)

California State University, Los Angeles has adopted the current national percentage of veterans in the civilian labor force of 5.7% as its hiring benchmark for protected veterans. California State University, Los Angeles will update its hiring benchmark as new data is published and updated via the OFCCP's website. The 5.7% hiring benchmark is applied to each job group within California State University, Los Angeles.

California State University, Los Angeles also adopted the current national utilization goal of 7.0% for qualified individuals with disabilities. California State University, Los Angeles will update its utilization goal as new data becomes available, updated and published. The 7.0% utilization goal is applied to each job group within California State University, Los Angeles.

Goals and/or benchmarks do not require that California State University, Los Angeles hire, promote, train, and/or retain a specified number of individuals with disabilities and/or protected veterans. These goals/benchmarks are not rigid and inflexible quotas which must be met, but are instead targets reasonably attainable by means of applying every good faith effort to make all aspects of the entire AAP work. A goal is a guidepost against which California State University, Los Angeles, a community group, or a compliance agency can measure progress in remedying identified deficiencies in California State University, Los Angeles' workforce.

California State University, Los Angeles has collected the required data and conducted studies to identify areas of opportunities in the employment of protected veterans and individuals with disabilities. California State University, Los Angeles will continue to monitor and update these studies periodically during each AAP year. In each case where the hiring benchmark for protected veterans and/or the utilization goal for individuals with disabilities are not met, affirmative actions, as appropriate, will be taken consistent with the activities mentioned in Chapter F (External Dissemination of Policy and Outreach and Positive Recruitment) and measures described in Chapter H (Internal Audit and Reporting) of this AAP.

See the *Hiring Benchmark and Utilization Goals Analyses*.

CHAPTER L: COMPENSATION
41 C.F.R. §§ 60-300.21(i); 60-741.21(i)

It is the policy of California State University, Los Angeles that when offering employment or promotion to protected veterans or individuals with disabilities, the amount of compensation offered will not be reduced because of any disability income, pension, or other benefit the applicant or employee receives from another source.

California State University, Los Angeles is also committed to abiding with the Pay Transparency Nondiscrimination Provisions. Employees or applicants who have inquired about, discussed, or disclosed their own pay or the pay of another employee or applicant will not be discharged or in any other manner be discriminated. Employees who have access to the compensation information of other employees or applicants as part of their essential job functions are informed and trained to not disclose the pay of other employees or applicants to individuals who do not otherwise have access to compensation information, unless the disclosure is (a) a response to a formal complaint or charge; (b) in furtherance of an investigation, proceeding, hearing, or action, including an investigation conducted by the employer, or (c) consistent with California State University, Los Angeles' legal duty to furnish the information.

California State University, Los Angeles

Snapshot Date: 11/01/2020

Workforce Analysis

Organizational Unit: AA Faculty Affairs

| Job Code | Job Title | Total | | Total | | | | | | | | |
|----------------------|------------------------------|----------|-------------|-----------------|--------------|-------------|------------|-------------|------------|------------|------------|------------|
| | | EMP | MIN | EMP | W | AA | H | A | NA | PI | 2+ | |
| 1170 | Cnfdntl Office Support 12 Mo | 1 | 1 | Male | 0 | 0 | 0 | 0 | 0 | 0 | 0 | 0 |
| | | | | Female | 1 | 0 | 0 | 1 | 0 | 0 | 0 | 0 |
| 1038 | Admin Analyst/Spclst 12 Mo | 1 | 1 | Male | 0 | 0 | 0 | 0 | 0 | 0 | 0 | 0 |
| | | | | Female | 1 | 0 | 0 | 1 | 0 | 0 | 0 | 0 |
| 3300 | Administrator IV | 1 | 0 | Male | 0 | 0 | 0 | 0 | 0 | 0 | 0 | 0 |
| | | | | Female | 1 | 1 | 0 | 0 | 0 | 0 | 0 | 0 |
| Grand Total # | | 3 | 2 | Male # | 0 | 0 | 0 | 0 | 0 | 0 | 0 | 0 |
| Grand Total % | | | 66.7 | Male % | 0.0 | 0.0 | 0.0 | 0.0 | 0.0 | 0.0 | 0.0 | 0.0 |
| | | | | Female # | 3 | 1 | 0 | 2 | 0 | 0 | 0 | 0 |
| | | | | Female% | 100.0 | 33.3 | 0.0 | 66.7 | 0.0 | 0.0 | 0.0 | 0.0 |

California State University, Los Angeles

Snapshot Date: 11/01/2020

Workforce Analysis

Organizational Unit: AASE

| Job Code | Job Title | Total | | Total | | | | | | | | |
|----------------------|---------------------------|-----------|-------------|-----------------|-------------|-------------|------------|-------------|-------------|------------|------------|------------|
| | | EMP | MIN | EMP | W | AA | H | A | NA | PI | 2+ | |
| 1035 | Admin Support Coord 12 Mo | 2 | 2 | Male | 0 | 0 | 0 | 0 | 0 | 0 | 0 | 0 |
| | | | | Female | 2 | 0 | 0 | 0 | 2 | 0 | 0 | 0 |
| 2358 - AASE | Lecturer AY | 28 | 24 | Male | 14 | 3 | 1 | 6 | 4 | 0 | 0 | 0 |
| | | | | Female | 14 | 1 | 1 | 4 | 7 | 0 | 0 | 1 |
| 2360 - AASE | Instr Fac AY | 15 | 10 | Male | 7 | 3 | 1 | 3 | 0 | 0 | 0 | 0 |
| | | | | Female | 8 | 2 | 0 | 2 | 4 | 0 | 0 | 0 |
| 2481 - AASE | Dept Chair 12 Mo | 1 | 0 | Male | 0 | 0 | 0 | 0 | 0 | 0 | 0 | 0 |
| | | | | Female | 1 | 1 | 0 | 0 | 0 | 0 | 0 | 0 |
| Grand Total # | | 46 | 36 | Male # | 21 | 6 | 2 | 9 | 4 | 0 | 0 | 0 |
| Grand Total % | | | 78.3 | Male % | 45.7 | 13.0 | 4.3 | 19.6 | 8.7 | 0.0 | 0.0 | 0.0 |
| | | | | Female # | 25 | 4 | 1 | 6 | 13 | 0 | 0 | 1 |
| | | | | Female% | 54.3 | 8.7 | 2.2 | 13.0 | 28.3 | 0.0 | 0.0 | 2.2 |

California State University, Los Angeles

Snapshot Date: 11/01/2020

Workforce Analysis

Organizational Unit: Academic Advisement Center-ULS

| Job Code | Job Title | Total | | Total | | | | | | | | |
|----------------------|-------------------------------|----------|-------------|-----------------|-------------|-------------|------------|-------------|-------------|------------|------------|------------|
| | | EMP | MIN | EMP | W | AA | H | A | NA | PI | 2+ | |
| 1032 | Admin Support Assistant 12 Mo | 1 | 1 | Male | 0 | 0 | 0 | 0 | 0 | 0 | 0 | 0 |
| | | | | Female | 1 | 0 | 0 | 1 | 0 | 0 | 0 | 0 |
| 3082 | SSP II | 5 | 5 | Male | 2 | 0 | 0 | 2 | 0 | 0 | 0 | 0 |
| | | | | Female | 3 | 0 | 0 | 1 | 2 | 0 | 0 | 0 |
| 3084 | SSP III | 1 | 1 | Male | 1 | 0 | 0 | 1 | 0 | 0 | 0 | 0 |
| | | | | Female | 0 | 0 | 0 | 0 | 0 | 0 | 0 | 0 |
| 3312 | Administrator II | 1 | 0 | Male | 1 | 1 | 0 | 0 | 0 | 0 | 0 | 0 |
| | | | | Female | 0 | 0 | 0 | 0 | 0 | 0 | 0 | 0 |
| Grand Total # | | 8 | 7 | Male # | 4 | 1 | 0 | 3 | 0 | 0 | 0 | 0 |
| Grand Total % | | | 87.5 | Male % | 50.0 | 12.5 | 0.0 | 37.5 | 0.0 | 0.0 | 0.0 | 0.0 |
| | | | | Female # | 4 | 0 | 0 | 2 | 2 | 0 | 0 | 0 |
| | | | | Female% | 50.0 | 0.0 | 0.0 | 25.0 | 25.0 | 0.0 | 0.0 | 0.0 |

California State University, Los Angeles

Snapshot Date: 11/01/2020

Workforce Analysis

Organizational Unit: Academic Senate

| Job Code | Job Title | Total | | Total | | | | | | | | |
|----------------------|----------------------------|----------|--------------|-----------------|--------------|------------|-------------|------------|-------------|------------|------------|------------|
| | | EMP | MIN | EMP | W | AA | H | A | NA | PI | 2+ | |
| 1035 | Admin Support Coord 12 Mo | 1 | 1 | Male | 0 | 0 | 0 | 0 | 0 | 0 | 0 | 0 |
| | | | | Female | 1 | 0 | 0 | 0 | 1 | 0 | 0 | |
| 1036 | Admin Analyst/Spclst 10/12 | 1 | 1 | Male | 0 | 0 | 0 | 0 | 0 | 0 | 0 | 0 |
| | | | | Female | 1 | 0 | 1 | 0 | 0 | 0 | 0 | |
| Grand Total # | | 2 | 2 | Male # | 0 | 0 | 0 | 0 | 0 | 0 | 0 | 0 |
| Grand Total % | | | 100.0 | Male % | 0.0 | 0.0 | 0.0 | 0.0 | 0.0 | 0.0 | 0.0 | 0.0 |
| | | | | Female # | 2 | 0 | 1 | 0 | 1 | 0 | 0 | 0 |
| | | | | Female% | 100.0 | 0.0 | 50.0 | 0.0 | 50.0 | 0.0 | 0.0 | 0.0 |

California State University, Los Angeles

Snapshot Date: 11/01/2020

Workforce Analysis

Organizational Unit: Academic Technology

| Job Code | Job Title | Total | | Total | | | | | | | | |
|----------------------|--------------------------------|-----------|-------------|-----------------|-------------|------------|------------|-------------|-------------|------------|------------|------------|
| | | EMP | MIN | EMP | W | AA | H | A | NA | PI | 2+ | |
| 1032 | Admin Support Assistant 12 Mo | 2 | 2 | Male | 0 | 0 | 0 | 0 | 0 | 0 | 0 | 0 |
| | | | | Female | 2 | 0 | 0 | 2 | 0 | 0 | 0 | 0 |
| 1035 | Admin Support Coord 12 Mo | 4 | 4 | Male | 2 | 0 | 0 | 2 | 0 | 0 | 0 | 0 |
| | | | | Female | 2 | 0 | 0 | 2 | 0 | 0 | 0 | 0 |
| 420 | Info Tech Consultant 12 Mo | 4 | 4 | Male | 3 | 0 | 0 | 1 | 2 | 0 | 0 | 0 |
| | | | | Female | 1 | 0 | 0 | 1 | 0 | 0 | 0 | 0 |
| 2635 | Stdnt Pers Tech,Financial Aids | 1 | 1 | Male | 1 | 0 | 0 | 0 | 0 | 0 | 0 | 1 |
| | | | | Female | 0 | 0 | 0 | 0 | 0 | 0 | 0 | 0 |
| 1038 | Admin Analyst/Spclst 12 Mo | 2 | 2 | Male | 1 | 0 | 0 | 1 | 0 | 0 | 0 | 0 |
| | | | | Female | 1 | 0 | 1 | 0 | 0 | 0 | 0 | 0 |
| 3084 | SSP III | 1 | 1 | Male | 0 | 0 | 0 | 0 | 0 | 0 | 0 | 0 |
| | | | | Female | 1 | 0 | 0 | 1 | 0 | 0 | 0 | 0 |
| 3312 | Administrator II | 2 | 1 | Male | 2 | 1 | 0 | 1 | 0 | 0 | 0 | 0 |
| | | | | Female | 0 | 0 | 0 | 0 | 0 | 0 | 0 | 0 |
| Grand Total # | | 16 | 15 | Male # | 9 | 1 | 0 | 5 | 2 | 0 | 0 | 1 |
| Grand Total % | | | 93.8 | Male % | 56.3 | 6.3 | 0.0 | 31.3 | 12.5 | 0.0 | 0.0 | 6.3 |
| | | | | Female # | 7 | 0 | 1 | 6 | 0 | 0 | 0 | 0 |
| | | | | Female% | 43.8 | 0.0 | 6.3 | 37.5 | 0.0 | 0.0 | 0.0 | 0.0 |

California State University, Los Angeles

Snapshot Date: 11/01/2020

Workforce Analysis

Organizational Unit: Accounting Department

| Job Code | Job Title | Total | | Total | | | | | | | | | |
|------------------------------|---------------------------|-----------|-------------|----------|-------------|-------------|------------|------------|-------------|------------|------------|------------|------------|
| | | EMP | MIN | EMP | W | AA | H | A | NA | PI | 2+ | | |
| 1035 | Admin Support Coord 12 Mo | 1 | 1 | Male | 0 | 0 | 0 | 0 | 0 | 0 | 0 | 0 | 0 |
| | | | | Female | 1 | 0 | 0 | 1 | 0 | 0 | 0 | 0 | 0 |
| 2358 - Accounting Department | Lecturer AY | 10 | 3 | Male | 8 | 5 | 1 | 1 | 1 | 0 | 0 | 0 | 0 |
| | | | | Female | 2 | 2 | 0 | 0 | 0 | 0 | 0 | 0 | 0 |
| 2360 - Accounting Department | Instr Fac AY | 17 | 12 | Male | 6 | 3 | 0 | 0 | 3 | 0 | 0 | 0 | 0 |
| | | | | Female | 11 | 2 | 1 | 0 | 7 | 0 | 0 | 0 | 1 |
| 2481 - Accounting Department | Dept Chair 12 Mo | 1 | 0 | Male | 1 | 1 | 0 | 0 | 0 | 0 | 0 | 0 | 0 |
| | | | | Female | 0 | 0 | 0 | 0 | 0 | 0 | 0 | 0 | 0 |
| Grand Total # | | 29 | 16 | Male # | 15 | 9 | 1 | 1 | 4 | 0 | 0 | 0 | 0 |
| Grand Total % | | | 55.2 | Male % | 51.7 | 31.0 | 3.4 | 3.4 | 13.8 | 0.0 | 0.0 | 0.0 | 0.0 |
| | | | | Female # | 14 | 4 | 1 | 1 | 7 | 0 | 0 | 1 | 1 |
| | | | | Female% | 48.3 | 13.8 | 3.4 | 3.4 | 24.1 | 0.0 | 0.0 | 3.4 | 3.4 |

California State University, Los Angeles

Snapshot Date: 11/01/2020

Workforce Analysis

Organizational Unit: Administrative Technology

| Job Code | Job Title | Total | | Total | | | | | | | | |
|----------------------|----------------------------|----------|-------------|-----------------|--------------|-------------|------------|------------|-------------|------------|------------|---|
| | | EMP | MIN | EMP | W | AA | H | A | NA | PI | 2+ | |
| 420 | Info Tech Consultant 12 Mo | 5 | 4 | Male | 5 | 1 | 0 | 0 | 4 | 0 | 0 | 0 |
| | | | | Female | 0 | 0 | 0 | 0 | 0 | 0 | 0 | |
| 3312 | Administrator II | 1 | 0 | Male | 1 | 1 | 0 | 0 | 0 | 0 | 0 | |
| | | | | Female | 0 | 0 | 0 | 0 | 0 | 0 | 0 | |
| Grand Total # | | 6 | 4 | Male # | 6 | 2 | 0 | 0 | 4 | 0 | 0 | |
| Grand Total % | | | 66.7 | Male % | 100.0 | 33.3 | 0.0 | 0.0 | 66.7 | 0.0 | 0.0 | |
| | | | | Female # | 0 | 0 | 0 | 0 | 0 | 0 | 0 | |
| | | | | Female% | 0.0 | 0.0 | 0.0 | 0.0 | 0.0 | 0.0 | 0.0 | |

California State University, Los Angeles

Snapshot Date: 11/01/2020

Workforce Analysis

Organizational Unit: Admissions

| Job Code | Job Title | Total | | Total | | | | | | | | |
|----------------------|-------------------------------|-----------|-------------|-----------------|-------------|-------------|------------|-------------|-------------|------------|------------|------------|
| | | EMP | MIN | EMP | W | AA | H | A | NA | PI | 2+ | |
| 1032 | Admin Support Assistant 12 Mo | 4 | 3 | Male | 0 | 0 | 0 | 0 | 0 | 0 | 0 | 0 |
| | | | | Female | 4 | 1 | 1 | 1 | 1 | 0 | 0 | |
| 1035 | Admin Support Coord 12 Mo | 4 | 3 | Male | 0 | 0 | 0 | 0 | 0 | 0 | 0 | |
| | | | | Female | 4 | 1 | 0 | 2 | 1 | 0 | 0 | |
| 2634 | Evaluator Trainee | 2 | 2 | Male | 1 | 0 | 0 | 0 | 1 | 0 | 0 | |
| | | | | Female | 1 | 0 | 0 | 1 | 0 | 0 | 0 | |
| 2632 | Evaluator I | 6 | 5 | Male | 1 | 1 | 0 | 0 | 0 | 0 | 0 | |
| | | | | Female | 5 | 0 | 0 | 5 | 0 | 0 | 0 | |
| 2633 | Evaluator II | 6 | 5 | Male | 2 | 0 | 0 | 0 | 2 | 0 | 0 | |
| | | | | Female | 4 | 1 | 0 | 2 | 0 | 0 | 1 | |
| 3082 | SSP II | 1 | 1 | Male | 0 | 0 | 0 | 0 | 0 | 0 | 0 | |
| | | | | Female | 1 | 0 | 0 | 1 | 0 | 0 | 0 | |
| 1038 | Admin Analyst/Spclst 12 Mo | 1 | 1 | Male | 1 | 0 | 0 | 0 | 1 | 0 | 0 | |
| | | | | Female | 0 | 0 | 0 | 0 | 0 | 0 | 0 | |
| 420 | Info Tech Consultant 12 Mo | 1 | 1 | Male | 0 | 0 | 0 | 0 | 0 | 0 | 0 | |
| | | | | Female | 1 | 0 | 0 | 1 | 0 | 0 | 0 | |
| 3318 | Administrator I | 2 | 1 | Male | 1 | 0 | 0 | 0 | 0 | 0 | 1 | |
| | | | | Female | 1 | 1 | 0 | 0 | 0 | 0 | 0 | |
| Grand Total # | | 27 | 22 | Male # | 6 | 1 | 0 | 0 | 4 | 0 | 0 | 1 |
| Grand Total % | | | 81.5 | Male % | 22.2 | 3.7 | 0.0 | 0.0 | 14.8 | 0.0 | 0.0 | 3.7 |
| | | | | Female # | 21 | 4 | 1 | 13 | 2 | 0 | 0 | 1 |
| | | | | Female% | 77.8 | 14.8 | 3.7 | 48.1 | 7.4 | 0.0 | 0.0 | 3.7 |

California State University, Los Angeles

Snapshot Date: 11/01/2020

Workforce Analysis

Organizational Unit: Alumni Affairs

| Job Code | Job Title | Total | | Total | | | | | | | | |
|----------------------|---------------------------|----------|-------------|-----------------|-------------|-------------|------------|-------------|-------------|------------|------------|-------------|
| | | EMP | MIN | EMP | W | AA | H | A | NA | PI | 2+ | |
| 1035 | Admin Support Coord 12 Mo | 1 | 1 | Male | 0 | 0 | 0 | 0 | 0 | 0 | 0 | 0 |
| | | | | Female | 1 | 0 | 0 | 1 | 0 | 0 | 0 | 0 |
| 3318 | Administrator I | 2 | 2 | Male | 0 | 0 | 0 | 0 | 0 | 0 | 0 | 0 |
| | | | | Female | 2 | 0 | 0 | 0 | 1 | 0 | 0 | 1 |
| 3312 | Administrator II | 2 | 1 | Male | 1 | 1 | 0 | 0 | 0 | 0 | 0 | 0 |
| | | | | Female | 1 | 0 | 0 | 1 | 0 | 0 | 0 | 0 |
| Grand Total # | | 5 | 4 | Male # | 1 | 1 | 0 | 0 | 0 | 0 | 0 | 0 |
| Grand Total % | | | 80.0 | Male % | 20.0 | 20.0 | 0.0 | 0.0 | 0.0 | 0.0 | 0.0 | 0.0 |
| | | | | Female # | 4 | 0 | 0 | 2 | 1 | 0 | 0 | 1 |
| | | | | Female% | 80.0 | 0.0 | 0.0 | 40.0 | 20.0 | 0.0 | 0.0 | 20.0 |

California State University, Los Angeles

Snapshot Date: 11/01/2020

Workforce Analysis

Organizational Unit: Animal Care

| Job Code | Job Title | Total | | Total | | | | | | | | | |
|----------------------|-------------------------------|----------|--------------|-----------------|-------------|------------|------------|-------------|------------|------------|------------|------------|-------------|
| | | EMP | MIN | EMP | W | AA | H | A | NA | PI | 2+ | | |
| 1577 | Instructional Support Asst I | 1 | 1 | Male | 1 | 0 | 0 | 0 | 0 | 0 | 0 | 0 | 1 |
| | | | | Female | 0 | 0 | 0 | 0 | 0 | 0 | 0 | 0 | 0 |
| 1617 | Instructional Support Tech II | 1 | 1 | Male | 0 | 0 | 0 | 0 | 0 | 0 | 0 | 0 | 0 |
| | | | | Female | 1 | 0 | 0 | 1 | 0 | 0 | 0 | 0 | 0 |
| Grand Total # | | 2 | 2 | Male # | 1 | 0 | 0 | 0 | 0 | 0 | 0 | 0 | 1 |
| Grand Total % | | | 100.0 | Male % | 50.0 | 0.0 | 0.0 | 0.0 | 0.0 | 0.0 | 0.0 | 0.0 | 50.0 |
| | | | | Female # | 1 | 0 | 0 | 1 | 0 | 0 | 0 | 0 | 0 |
| | | | | Female% | 50.0 | 0.0 | 0.0 | 50.0 | 0.0 | 0.0 | 0.0 | 0.0 | 0.0 |

California State University, Los Angeles

Snapshot Date: 11/01/2020

Workforce Analysis

Organizational Unit: Annual Fund

| Job Code | Job Title | Total | | Total | | | | | | | | |
|----------------------|-----------------|----------|--------------|----------|-------|-----|-----|-------|-----|-----|-----|-----|
| | | EMP | MIN | EMP | W | AA | H | A | NA | PI | 2+ | |
| 3318 | Administrator I | 1 | 1 | Male | 0 | 0 | 0 | 0 | 0 | 0 | 0 | 0 |
| | | | | Female | 1 | 0 | 0 | 1 | 0 | 0 | 0 | 0 |
| Grand Total # | | 1 | 1 | Male # | 0 | 0 | 0 | 0 | 0 | 0 | 0 | 0 |
| Grand Total % | | | 100.0 | Male % | 0.0 | 0.0 | 0.0 | 0.0 | 0.0 | 0.0 | 0.0 | 0.0 |
| | | | | Female # | 1 | 0 | 0 | 1 | 0 | 0 | 0 | 0 |
| | | | | Female% | 100.0 | 0.0 | 0.0 | 100.0 | 0.0 | 0.0 | 0.0 | 0.0 |

California State University, Los Angeles

Snapshot Date: 11/01/2020

Workforce Analysis

Organizational Unit: Anthropology

| Job Code | Job Title | Total | | Total | | | | | | | | |
|----------------------|---------------------------|-----------|-------------|-----------------|-------------|-------------|------------|-------------|------------|------------|------------|-------------|
| | | EMP | MIN | EMP | W | AA | H | A | NA | PI | 2+ | |
| 2354 - Anthropology | Teaching Associate AY | 7 | 6 | Male | 1 | 0 | 0 | 1 | 0 | 0 | 0 | 0 |
| | | | | Female | 6 | 1 | 0 | 5 | 0 | 0 | 0 | 0 |
| 1035 | Admin Support Coord 12 Mo | 1 | 1 | Male | 0 | 0 | 0 | 0 | 0 | 0 | 0 | 0 |
| | | | | Female | 1 | 0 | 0 | 1 | 0 | 0 | 0 | 0 |
| 2358 - Anthropology | Lecturer AY | 9 | 3 | Male | 2 | 0 | 0 | 0 | 0 | 0 | 0 | 2 |
| | | | | Female | 7 | 6 | 0 | 0 | 0 | 0 | 0 | 0 |
| 2360 - Anthropology | Instr Fac AY | 10 | 5 | Male | 3 | 1 | 0 | 1 | 0 | 0 | 0 | 1 |
| | | | | Female | 7 | 4 | 0 | 1 | 2 | 0 | 0 | 0 |
| 2481 - Anthropology | Dept Chair 12 Mo | 1 | 0 | Male | 0 | 0 | 0 | 0 | 0 | 0 | 0 | 0 |
| | | | | Female | 1 | 1 | 0 | 0 | 0 | 0 | 0 | 0 |
| Grand Total # | | 28 | 15 | Male # | 6 | 1 | 0 | 2 | 0 | 0 | 0 | 3 |
| Grand Total % | | | 53.6 | Male % | 21.4 | 3.6 | 0.0 | 7.1 | 0.0 | 0.0 | 0.0 | 10.7 |
| | | | | Female # | 22 | 12 | 0 | 7 | 2 | 0 | 0 | 1 |
| | | | | Female% | 78.6 | 42.9 | 0.0 | 25.0 | 7.1 | 0.0 | 0.0 | 3.6 |

California State University, Los Angeles

Snapshot Date: 11/01/2020

Workforce Analysis

Organizational Unit: Applied Gerontology Institute

| Job Code | Job Title | Total | | Total | | | | | | | | |
|--------------------------------------|---------------------------|----------|--------------|----------|--------------|------------|------------|-------------|------------|------------|------------|-------------|
| | | EMP | MIN | EMP | W | AA | H | A | NA | PI | 2+ | |
| 1035 | Admin Support Coord 12 Mo | 1 | 1 | Male | 0 | 0 | 0 | 0 | 0 | 0 | 0 | 0 |
| | | | | Female | 1 | 0 | 0 | 0 | 0 | 0 | 0 | 1 |
| 2481 - Applied Gerontology Institute | Dept Chair 12 Mo | 1 | 1 | Male | 0 | 0 | 0 | 0 | 0 | 0 | 0 | 0 |
| | | | | Female | 1 | 0 | 0 | 1 | 0 | 0 | 0 | 0 |
| Grand Total # | | 2 | 2 | Male # | 0 | 0 | 0 | 0 | 0 | 0 | 0 | 0 |
| Grand Total % | | | 100.0 | Male % | 0.0 | 0.0 | 0.0 | 0.0 | 0.0 | 0.0 | 0.0 | 0.0 |
| | | | | Female # | 2 | 0 | 0 | 1 | 0 | 0 | 0 | 1 |
| | | | | Female% | 100.0 | 0.0 | 0.0 | 50.0 | 0.0 | 0.0 | 0.0 | 50.0 |

California State University, Los Angeles

Snapshot Date: 11/01/2020

Workforce Analysis

Organizational Unit: Art

| Job Code | Job Title | Total | | Total | | | | | | | | |
|----------------------|-------------------------------|-----------|-------------|-----------------|-------------|-------------|------------|-------------|------------|------------|------------|------------|
| | | EMP | MIN | EMP | W | AA | H | A | NA | PI | 2+ | |
| 2355 | Graduate Assistant | 3 | 3 | Male | 0 | 0 | 0 | 0 | 0 | 0 | 0 | 0 |
| | | | | Female | 3 | 0 | 0 | 3 | 0 | 0 | 0 | 0 |
| 1032 | Admin Support Assistant 12 Mo | 1 | 1 | Male | 0 | 0 | 0 | 0 | 0 | 0 | 0 | 0 |
| | | | | Female | 1 | 0 | 0 | 1 | 0 | 0 | 0 | 0 |
| 2354 - Art | Teaching Associate AY | 2 | 2 | Male | 1 | 0 | 0 | 1 | 0 | 0 | 0 | 0 |
| | | | | Female | 1 | 0 | 0 | 0 | 0 | 0 | 0 | 1 |
| 1615 | Instructional Support Tech I | 2 | 1 | Male | 1 | 1 | 0 | 0 | 0 | 0 | 0 | 0 |
| | | | | Female | 1 | 0 | 1 | 0 | 0 | 0 | 0 | 0 |
| 1035 | Admin Support Coord 12 Mo | 1 | 1 | Male | 0 | 0 | 0 | 0 | 0 | 0 | 0 | 0 |
| | | | | Female | 1 | 0 | 0 | 1 | 0 | 0 | 0 | 0 |
| 2358 - Art | Lecturer AY | 40 | 14 | Male | 20 | 12 | 0 | 6 | 1 | 0 | 0 | 1 |
| | | | | Female | 20 | 14 | 0 | 3 | 2 | 0 | 0 | 1 |
| 2360 - Art | Instr Fac AY | 13 | 7 | Male | 11 | 4 | 1 | 3 | 0 | 0 | 1 | 2 |
| | | | | Female | 2 | 2 | 0 | 0 | 0 | 0 | 0 | 0 |
| 2361 - Art | Instr Fac 12 Mo | 1 | 1 | Male | 0 | 0 | 0 | 0 | 0 | 0 | 0 | 0 |
| | | | | Female | 1 | 0 | 0 | 0 | 1 | 0 | 0 | 0 |
| 2481 - Art | Dept Chair 12 Mo | 1 | 0 | Male | 0 | 0 | 0 | 0 | 0 | 0 | 0 | 0 |
| | | | | Female | 1 | 1 | 0 | 0 | 0 | 0 | 0 | 0 |
| Grand Total # | | 64 | 30 | Male # | 33 | 17 | 1 | 10 | 1 | 0 | 1 | 3 |
| Grand Total % | | | 46.9 | Male % | 51.6 | 26.6 | 1.6 | 15.6 | 1.6 | 0.0 | 1.6 | 4.7 |
| | | | | Female # | 31 | 17 | 1 | 8 | 3 | 0 | 0 | 2 |
| | | | | Female% | 48.4 | 26.6 | 1.6 | 12.5 | 4.7 | 0.0 | 0.0 | 3.1 |

California State University, Los Angeles

Snapshot Date: 11/01/2020

Workforce Analysis

Organizational Unit: Arts & Letters--Dean

| Job Code | Job Title | Total | | Total | | | | | | | | |
|-----------------------------|-----------------------------|-------|-----|--------|---|----|---|---|----|----|----|---|
| | | EMP | MIN | EMP | W | AA | H | A | NA | PI | 2+ | |
| 1035 | Admin Support Coord 12 Mo | 2 | 1 | Male | 1 | 1 | 0 | 0 | 0 | 0 | 0 | 0 |
| | | | | Female | 1 | 0 | 0 | 1 | 0 | 0 | 0 | 0 |
| 1038 | Admin Analyst/Spclst 12 Mo | 3 | 3 | Male | 0 | 0 | 0 | 0 | 0 | 0 | 0 | 0 |
| | | | | Female | 3 | 0 | 0 | 3 | 0 | 0 | 0 | 0 |
| 3082 | SSP II | 4 | 3 | Male | 1 | 1 | 0 | 0 | 0 | 0 | 0 | 0 |
| | | | | Female | 3 | 0 | 0 | 3 | 0 | 0 | 0 | 0 |
| 420 | Info Tech Consultant 12 Mo | 2 | 2 | Male | 2 | 0 | 0 | 1 | 1 | 0 | 0 | 0 |
| | | | | Female | 0 | 0 | 0 | 0 | 0 | 0 | 0 | 0 |
| 7013 | Equip Tech II, Electronic | 2 | 1 | Male | 2 | 1 | 0 | 1 | 0 | 0 | 0 | 0 |
| | | | | Female | 0 | 0 | 0 | 0 | 0 | 0 | 0 | 0 |
| 3084 | SSP III | 1 | 1 | Male | 0 | 0 | 0 | 0 | 0 | 0 | 0 | 0 |
| | | | | Female | 1 | 0 | 0 | 1 | 0 | 0 | 0 | 0 |
| 2358 - Arts & Letters--Dean | Lecturer AY | 2 | 1 | Male | 1 | 0 | 0 | 1 | 0 | 0 | 0 | 0 |
| | | | | Female | 1 | 1 | 0 | 0 | 0 | 0 | 0 | 0 |
| 800 | Pub Affairs/Comm Spec 12 Mo | 1 | 1 | Male | 0 | 0 | 0 | 0 | 0 | 0 | 0 | 0 |
| | | | | Female | 1 | 0 | 0 | 1 | 0 | 0 | 0 | 0 |
| 7023 | Equip Tech III, Electronic | 1 | 0 | Male | 0 | 0 | 0 | 0 | 0 | 0 | 0 | 0 |
| | | | | Female | 1 | 1 | 0 | 0 | 0 | 0 | 0 | 0 |
| 840 | Performing Arts Tech 12 Mo | 1 | 0 | Male | 1 | 1 | 0 | 0 | 0 | 0 | 0 | 0 |
| | | | | Female | 0 | 0 | 0 | 0 | 0 | 0 | 0 | 0 |
| 3312 | Administrator II | 2 | 2 | Male | 0 | 0 | 0 | 0 | 0 | 0 | 0 | 0 |
| | | | | Female | 2 | 0 | 0 | 1 | 1 | 0 | 0 | 0 |
| 3306 | Administrator III | 1 | 0 | Male | 0 | 0 | 0 | 0 | 0 | 0 | 0 | 0 |
| | | | | Female | 1 | 1 | 0 | 0 | 0 | 0 | 0 | 0 |
| 3300 | Administrator IV | 1 | 0 | Male | 0 | 0 | 0 | 0 | 0 | 0 | 0 | 0 |
| | | | | Female | 1 | 1 | 0 | 0 | 0 | 0 | 0 | 0 |

California State University, Los Angeles

Snapshot Date: 11/01/2020

Workforce Analysis

Organizational Unit: Arts & Letters--Dean

| Job Code | Job Title | Total | | Total | | | | | | | | |
|----------|---------------|-------|------|----------|------|------|-----|------|-----|-----|-----|-----|
| | | EMP | MIN | EMP | W | AA | H | A | NA | PI | 2+ | |
| | Grand Total # | 23 | 15 | Male # | 8 | 4 | 0 | 3 | 1 | 0 | 0 | 0 |
| | Grand Total % | | 65.2 | Male % | 34.8 | 17.4 | 0.0 | 13.0 | 4.3 | 0.0 | 0.0 | 0.0 |
| | | | | Female # | 15 | 4 | 0 | 10 | 1 | 0 | 0 | 0 |
| | | | | Female% | 65.2 | 17.4 | 0.0 | 43.5 | 4.3 | 0.0 | 0.0 | 0.0 |

California State University, Los Angeles

Snapshot Date: 11/01/2020

Workforce Analysis

Organizational Unit: Asian American Studies

| Job Code | Job Title | Total | | Total | | | | | | | | |
|-------------------------------|---------------------------|----------|--------------|----------|-------------|------------|------------|-------------|-------------|------------|------------|-------------|
| | | EMP | MIN | EMP | W | AA | H | A | NA | PI | 2+ | |
| 1035 | Admin Support Coord 12 Mo | 1 | 1 | Male | 1 | 0 | 0 | 1 | 0 | 0 | 0 | 0 |
| | | | | Female | 0 | 0 | 0 | 0 | 0 | 0 | 0 | |
| 2358 - Asian American Studies | Lecturer AY | 1 | 1 | Male | 1 | 0 | 0 | 0 | 1 | 0 | 0 | 0 |
| | | | | Female | 0 | 0 | 0 | 0 | 0 | 0 | 0 | |
| 2360 - Asian American Studies | Instr Fac AY | 3 | 3 | Male | 1 | 0 | 0 | 0 | 1 | 0 | 0 | 0 |
| | | | | Female | 2 | 0 | 0 | 0 | 1 | 0 | 0 | 1 |
| Grand Total # | | 5 | 5 | Male # | 3 | 0 | 0 | 1 | 2 | 0 | 0 | 0 |
| Grand Total % | | | 100.0 | Male % | 60.0 | 0.0 | 0.0 | 20.0 | 40.0 | 0.0 | 0.0 | 0.0 |
| | | | | Female # | 2 | 0 | 0 | 0 | 1 | 0 | 0 | 1 |
| | | | | Female% | 40.0 | 0.0 | 0.0 | 0.0 | 20.0 | 0.0 | 0.0 | 20.0 |

California State University, Los Angeles

Snapshot Date: 11/01/2020

Workforce Analysis

Organizational Unit: Athletics Department

| Job Code | Job Title | Total | | Total | | | | | | | | |
|-----------------------------|---------------------------|-----------|-------------|-----------------|-------------|-------------|-------------|-------------|------------|------------|------------|------------|
| | | EMP | MIN | EMP | W | AA | H | A | NA | PI | 2+ | |
| 2384 - Athletics Department | Coaching Assistant AY | 9 | 4 | Male | 7 | 5 | 2 | 0 | 0 | 0 | 0 | 0 |
| | | | | Female | 2 | 0 | 0 | 2 | 0 | 0 | 0 | 0 |
| 1035 | Admin Support Coord 12 Mo | 1 | 0 | Male | 0 | 0 | 0 | 0 | 0 | 0 | 0 | 0 |
| | | | | Female | 1 | 1 | 0 | 0 | 0 | 0 | 0 | 0 |
| 8185 | Athletic Trainer II 12 Mo | 1 | 0 | Male | 0 | 0 | 0 | 0 | 0 | 0 | 0 | 0 |
| | | | | Female | 1 | 1 | 0 | 0 | 0 | 0 | 0 | 0 |
| 3318 | Administrator I | 1 | 1 | Male | 1 | 0 | 0 | 1 | 0 | 0 | 0 | 0 |
| | | | | Female | 0 | 0 | 0 | 0 | 0 | 0 | 0 | 0 |
| 2379 - Athletics Department | Coaching Specialist 12 Mo | 3 | 3 | Male | 1 | 0 | 1 | 0 | 0 | 0 | 0 | 0 |
| | | | | Female | 2 | 0 | 0 | 0 | 0 | 1 | 0 | 1 |
| 3312 | Administrator II | 4 | 2 | Male | 4 | 2 | 1 | 1 | 0 | 0 | 0 | 0 |
| | | | | Female | 0 | 0 | 0 | 0 | 0 | 0 | 0 | 0 |
| 2376 - Athletics Department | Coach 12 Mo | 1 | 0 | Male | 1 | 1 | 0 | 0 | 0 | 0 | 0 | 0 |
| | | | | Female | 0 | 0 | 0 | 0 | 0 | 0 | 0 | 0 |
| 3306 | Administrator III | 2 | 1 | Male | 2 | 1 | 1 | 0 | 0 | 0 | 0 | 0 |
| | | | | Female | 0 | 0 | 0 | 0 | 0 | 0 | 0 | 0 |
| 2373 - Athletics Department | Head Coach 12 Mo | 7 | 3 | Male | 6 | 4 | 0 | 2 | 0 | 0 | 0 | 0 |
| | | | | Female | 1 | 0 | 1 | 0 | 0 | 0 | 0 | 0 |
| 3300 | Administrator IV | 1 | 1 | Male | 1 | 0 | 1 | 0 | 0 | 0 | 0 | 0 |
| | | | | Female | 0 | 0 | 0 | 0 | 0 | 0 | 0 | 0 |
| Grand Total # | | 30 | 15 | Male # | 23 | 13 | 6 | 4 | 0 | 0 | 0 | 0 |
| Grand Total % | | | 50.0 | Male % | 76.7 | 43.3 | 20.0 | 13.3 | 0.0 | 0.0 | 0.0 | 0.0 |
| | | | | Female # | 7 | 2 | 1 | 2 | 0 | 1 | 0 | 1 |
| | | | | Female% | 23.3 | 6.7 | 3.3 | 6.7 | 0.0 | 3.3 | 0.0 | 3.3 |

California State University, Los Angeles

Snapshot Date: 11/01/2020

Workforce Analysis

Organizational Unit: Audiology Doctorate Program

| Job Code | Job Title | Total | | Total | | | | | | | | |
|------------------------------------|-------------|----------|------------|-----------------|--------------|--------------|------------|------------|------------|------------|------------|------------|
| | | EMP | MIN | EMP | W | AA | H | A | NA | PI | 2+ | |
| 2358 - Audiology Doctorate Program | Lecturer AY | 3 | 0 | Male | 0 | 0 | 0 | 0 | 0 | 0 | 0 | 0 |
| | | | | Female | 3 | 3 | 0 | 0 | 0 | 0 | 0 | 0 |
| Grand Total # | | 3 | 0 | Male # | 0 | 0 | 0 | 0 | 0 | 0 | 0 | 0 |
| Grand Total % | | | 0.0 | Male % | 0.0 | 0.0 | 0.0 | 0.0 | 0.0 | 0.0 | 0.0 | 0.0 |
| | | | | Female # | 3 | 3 | 0 | 0 | 0 | 0 | 0 | 0 |
| | | | | Female% | 100.0 | 100.0 | 0.0 | 0.0 | 0.0 | 0.0 | 0.0 | 0.0 |

California State University, Los Angeles

Snapshot Date: 11/01/2020

Workforce Analysis

Organizational Unit: Automotive

| Job Code | Job Title | Total | | Total | | | | | | | | |
|----------------------|-------------------------|-------|-------|----------|-------|-----|------|-----|------|-----|-----|---|
| | | EMP | MIN | EMP | W | AA | H | A | NA | PI | 2+ | |
| 6270 | Auto/Equipment Mechanic | 2 | 2 | Male | 2 | 0 | 1 | 0 | 1 | 0 | 0 | 0 |
| | | | | Female | 0 | 0 | 0 | 0 | 0 | 0 | 0 | |
| Grand Total # | | 2 | 2 | Male # | 2 | 0 | 1 | 0 | 1 | 0 | 0 | |
| Grand Total % | | | 100.0 | Male % | 100.0 | 0.0 | 50.0 | 0.0 | 50.0 | 0.0 | 0.0 | |
| | | | | Female # | 0 | 0 | 0 | 0 | 0 | 0 | 0 | |
| | | | | Female% | 0.0 | 0.0 | 0.0 | 0.0 | 0.0 | 0.0 | 0.0 | |

California State University, Los Angeles

Snapshot Date: 11/01/2020

Workforce Analysis

Organizational Unit: AVP Enrollment Mgt Office

| Job Code | Job Title | Total | | Total | | | | | | | | |
|----------------------|----------------------------|----------|-------------|-----------------|-------------|-------------|------------|-------------|------------|------------|------------|------------|
| | | EMP | MIN | EMP | W | AA | H | A | NA | PI | 2+ | |
| 1038 | Admin Analyst/Spclst 12 Mo | 2 | 1 | Male | 0 | 0 | 0 | 0 | 0 | 0 | 0 | 0 |
| | | | | Female | 2 | 1 | 0 | 1 | 0 | 0 | 0 | 0 |
| 3312 | Administrator II | 2 | 1 | Male | 1 | 0 | 0 | 1 | 0 | 0 | 0 | 0 |
| | | | | Female | 1 | 1 | 0 | 0 | 0 | 0 | 0 | 0 |
| 3306 | Administrator III | 1 | 1 | Male | 0 | 0 | 0 | 0 | 0 | 0 | 0 | 0 |
| | | | | Female | 1 | 0 | 0 | 1 | 0 | 0 | 0 | 0 |
| Grand Total # | | 5 | 3 | Male # | 1 | 0 | 0 | 1 | 0 | 0 | 0 | 0 |
| Grand Total % | | | 60.0 | Male % | 20.0 | 0.0 | 0.0 | 20.0 | 0.0 | 0.0 | 0.0 | 0.0 |
| | | | | Female # | 4 | 2 | 0 | 2 | 0 | 0 | 0 | 0 |
| | | | | Female% | 80.0 | 40.0 | 0.0 | 40.0 | 0.0 | 0.0 | 0.0 | 0.0 |

California State University, Los Angeles

Snapshot Date: 11/01/2020

Workforce Analysis

Organizational Unit: AVP Facilities and Planning

| Job Code | Job Title | Total | | Total | | | | | | | | |
|----------------------|-------------------|----------|-------------|-----------------|-------------|-------------|------------|------------|-------------|------------|------------|------------|
| | | EMP | MIN | EMP | W | AA | H | A | NA | PI | 2+ | |
| 3312 | Administrator II | 2 | 1 | Male | 1 | 1 | 0 | 0 | 0 | 0 | 0 | 0 |
| | | | | Female | 1 | 0 | 0 | 0 | 1 | 0 | 0 | |
| 3306 | Administrator III | 1 | 0 | Male | 0 | 0 | 0 | 0 | 0 | 0 | 0 | 0 |
| | | | | Female | 1 | 1 | 0 | 0 | 0 | 0 | 0 | |
| Grand Total # | | 3 | 1 | Male # | 1 | 1 | 0 | 0 | 0 | 0 | 0 | 0 |
| Grand Total % | | | 33.3 | Male % | 33.3 | 33.3 | 0.0 | 0.0 | 0.0 | 0.0 | 0.0 | 0.0 |
| | | | | Female # | 2 | 1 | 0 | 0 | 1 | 0 | 0 | 0 |
| | | | | Female% | 66.7 | 33.3 | 0.0 | 0.0 | 33.3 | 0.0 | 0.0 | 0.0 |

California State University, Los Angeles

Snapshot Date: 11/01/2020

Workforce Analysis

Organizational Unit: AVP Financial Services

| Job Code | Job Title | Total | | Total | | | | | | | | |
|----------------------|----------------------------|----------|-------------|----------|-------------|-------------|-------------|-------------|------------|------------|------------|-------------|
| | | EMP | MIN | EMP | W | AA | H | A | NA | PI | 2+ | |
| 1038 | Admin Analyst/Spclst 12 Mo | 2 | 1 | Male | 1 | 1 | 0 | 0 | 0 | 0 | 0 | 0 |
| | | | | Female | 1 | 0 | 0 | 0 | 0 | 0 | 0 | 1 |
| 1035 | Admin Support Coord 12 Mo | 1 | 1 | Male | 0 | 0 | 0 | 0 | 0 | 0 | 0 | 0 |
| | | | | Female | 1 | 0 | 0 | 1 | 0 | 0 | 0 | 0 |
| 3312 | Administrator II | 1 | 0 | Male | 0 | 0 | 0 | 0 | 0 | 0 | 0 | 0 |
| | | | | Female | 1 | 1 | 0 | 0 | 0 | 0 | 0 | 0 |
| 3300 | Administrator IV | 1 | 1 | Male | 0 | 0 | 0 | 0 | 0 | 0 | 0 | 0 |
| | | | | Female | 1 | 0 | 1 | 0 | 0 | 0 | 0 | 0 |
| Grand Total # | | 5 | 3 | Male # | 1 | 1 | 0 | 0 | 0 | 0 | 0 | 0 |
| Grand Total % | | | 60.0 | Male % | 20.0 | 20.0 | 0.0 | 0.0 | 0.0 | 0.0 | 0.0 | 0.0 |
| | | | | Female # | 4 | 1 | 1 | 1 | 0 | 0 | 0 | 1 |
| | | | | Female% | 80.0 | 20.0 | 20.0 | 20.0 | 0.0 | 0.0 | 0.0 | 20.0 |

California State University, Los Angeles

Snapshot Date: 11/01/2020

Workforce Analysis

Organizational Unit: AVP Student Service Office

| Job Code | Job Title | Total | | Total | | | | | | | | |
|----------------------|-------------------------------|----------|-------------|-----------------|-------------|-------------|------------|-------------|-------------|------------|------------|-------------|
| | | EMP | MIN | EMP | W | AA | H | A | NA | PI | 2+ | |
| 1032 | Admin Support Assistant 12 Mo | 1 | 1 | Male | 0 | 0 | 0 | 0 | 0 | 0 | 0 | 0 |
| | | | | Female | 1 | 0 | 0 | 1 | 0 | 0 | 0 | 0 |
| 1035 | Admin Support Coord 12 Mo | 1 | 1 | Male | 0 | 0 | 0 | 0 | 0 | 0 | 0 | 0 |
| | | | | Female | 1 | 0 | 0 | 1 | 0 | 0 | 0 | 0 |
| 3312 | Administrator II | 3 | 2 | Male | 1 | 0 | 0 | 0 | 0 | 0 | 0 | 1 |
| | | | | Female | 2 | 1 | 0 | 1 | 0 | 0 | 0 | 0 |
| 3318 | Administrator I | 1 | 1 | Male | 1 | 0 | 0 | 0 | 1 | 0 | 0 | 0 |
| | | | | Female | 0 | 0 | 0 | 0 | 0 | 0 | 0 | 0 |
| 3306 | Administrator III | 1 | 0 | Male | 0 | 0 | 0 | 0 | 0 | 0 | 0 | 0 |
| | | | | Female | 1 | 1 | 0 | 0 | 0 | 0 | 0 | 0 |
| Grand Total # | | 7 | 5 | Male # | 2 | 0 | 0 | 0 | 1 | 0 | 0 | 1 |
| Grand Total % | | | 71.4 | Male % | 28.6 | 0.0 | 0.0 | 0.0 | 14.3 | 0.0 | 0.0 | 14.3 |
| | | | | Female # | 5 | 2 | 0 | 3 | 0 | 0 | 0 | 0 |
| | | | | Female% | 71.4 | 28.6 | 0.0 | 42.9 | 0.0 | 0.0 | 0.0 | 0.0 |

California State University, Los Angeles

Snapshot Date: 11/01/2020

Workforce Analysis

Organizational Unit: B;E Advisement Center

| Job Code | Job Title | Total | | Total | | | | | | | | |
|----------------------|---------------------------|----------|--------------|----------|-------------|------------|-------------|-------------|-------------|------------|------------|------------|
| | | EMP | MIN | EMP | W | AA | H | A | NA | PI | 2+ | |
| 1035 | Admin Support Coord 12 Mo | 1 | 1 | Male | 1 | 0 | 0 | 1 | 0 | 0 | 0 | 0 |
| | | | | Female | 0 | 0 | 0 | 0 | 0 | 0 | 0 | |
| 3082 | SSP II | 1 | 1 | Male | 0 | 0 | 0 | 0 | 0 | 0 | 0 | 0 |
| | | | | Female | 1 | 0 | 0 | 0 | 1 | 0 | 0 | 0 |
| 3312 | Administrator II | 1 | 1 | Male | 1 | 0 | 1 | 0 | 0 | 0 | 0 | 0 |
| | | | | Female | 0 | 0 | 0 | 0 | 0 | 0 | 0 | 0 |
| Grand Total # | | 3 | 3 | Male # | 2 | 0 | 1 | 1 | 0 | 0 | 0 | 0 |
| Grand Total % | | | 100.0 | Male % | 66.7 | 0.0 | 33.3 | 33.3 | 0.0 | 0.0 | 0.0 | 0.0 |
| | | | | Female # | 1 | 0 | 0 | 0 | 1 | 0 | 0 | 0 |
| | | | | Female% | 33.3 | 0.0 | 0.0 | 0.0 | 33.3 | 0.0 | 0.0 | 0.0 |

California State University, Los Angeles

Snapshot Date: 11/01/2020

Workforce Analysis

Organizational Unit: B;E Strategic Communicatns Grp

| Job Code | Job Title | Total | | Total | | | | | | | | |
|----------------------|----------------------------|----------|--------------|----------|-------------|------------|------------|------------|-------------|------------|------------|---|
| | | EMP | MIN | EMP | W | AA | H | A | NA | PI | 2+ | |
| 420 | Info Tech Consultant 12 Mo | 2 | 2 | Male | 2 | 0 | 0 | 0 | 2 | 0 | 0 | 0 |
| | | | | Female | 0 | 0 | 0 | 0 | 0 | 0 | 0 | |
| 820 | Graphic Designer 12 Mo | 1 | 1 | Male | 0 | 0 | 0 | 0 | 0 | 0 | 0 | |
| | | | | Female | 1 | 0 | 0 | 0 | 1 | 0 | 0 | |
| Grand Total # | | 3 | 3 | Male # | 2 | 0 | 0 | 0 | 2 | 0 | 0 | |
| Grand Total % | | | 100.0 | Male % | 66.7 | 0.0 | 0.0 | 0.0 | 66.7 | 0.0 | 0.0 | |
| | | | | Female # | 1 | 0 | 0 | 0 | 1 | 0 | 0 | |
| | | | | Female% | 33.3 | 0.0 | 0.0 | 0.0 | 33.3 | 0.0 | 0.0 | |

California State University, Los Angeles

Snapshot Date: 11/01/2020

Workforce Analysis

Organizational Unit: Baseline

| Job Code | Job Title | Total | | Total | | | | | | | | |
|----------------------|--------------------------------|----------|-------------|-----------------|-------------|-------------|------------|-------------|-------------|------------|------------|------------|
| | | EMP | MIN | EMP | W | AA | H | A | NA | PI | 2+ | |
| 440 | Equip Systems Specialist 12 Mo | 2 | 2 | Male | 2 | 0 | 0 | 1 | 1 | 0 | 0 | 0 |
| | | | | Female | 0 | 0 | 0 | 0 | 0 | 0 | 0 | |
| 410 | Operating Sys Analyst 12 Mo | 1 | 1 | Male | 1 | 0 | 0 | 1 | 0 | 0 | 0 | 0 |
| | | | | Female | 0 | 0 | 0 | 0 | 0 | 0 | 0 | |
| 420 | Info Tech Consultant 12 Mo | 2 | 1 | Male | 0 | 0 | 0 | 0 | 0 | 0 | 0 | 0 |
| | | | | Female | 2 | 1 | 0 | 0 | 1 | 0 | 0 | 0 |
| Grand Total # | | 5 | 4 | Male # | 3 | 0 | 0 | 2 | 1 | 0 | 0 | 0 |
| Grand Total % | | | 80.0 | Male % | 60.0 | 0.0 | 0.0 | 40.0 | 20.0 | 0.0 | 0.0 | 0.0 |
| | | | | Female # | 2 | 1 | 0 | 0 | 1 | 0 | 0 | 0 |
| | | | | Female% | 40.0 | 20.0 | 0.0 | 0.0 | 20.0 | 0.0 | 0.0 | 0.0 |

California State University, Los Angeles

Snapshot Date: 11/01/2020

Workforce Analysis

Organizational Unit: Biology and Microbiology

| Job Code | Job Title | Total | | Total | | | | | | | | |
|---------------------------------|--------------------------------|-----------|-------------|-----------------|-------------|-------------|------------|-------------|-------------|------------|------------|------------|
| | | EMP | MIN | EMP | W | AA | H | A | NA | PI | 2+ | |
| 2355 | Graduate Assistant | 6 | 3 | Male | 3 | 1 | 0 | 1 | 1 | 0 | 0 | 0 |
| | | | | Female | 3 | 2 | 0 | 0 | 0 | 0 | 0 | |
| 1032 | Admin Support Assistant 12 Mo | 1 | 1 | Male | 1 | 0 | 0 | 1 | 0 | 0 | 0 | 0 |
| | | | | Female | 0 | 0 | 0 | 0 | 0 | 0 | 0 | |
| 2358 - Biology and Microbiology | Lecturer AY | 23 | 15 | Male | 12 | 5 | 0 | 3 | 3 | 0 | 0 | 1 |
| | | | | Female | 11 | 3 | 0 | 4 | 3 | 0 | 0 | 1 |
| 1035 | Admin Support Coord 12 Mo | 1 | 1 | Male | 0 | 0 | 0 | 0 | 0 | 0 | 0 | 0 |
| | | | | Female | 1 | 0 | 0 | 1 | 0 | 0 | 0 | |
| 1617 | Instructional Support Tech II | 1 | 1 | Male | 1 | 0 | 1 | 0 | 0 | 0 | 0 | 0 |
| | | | | Female | 0 | 0 | 0 | 0 | 0 | 0 | 0 | |
| 1619 | Instructional Support Tech III | 4 | 3 | Male | 0 | 0 | 0 | 0 | 0 | 0 | 0 | 0 |
| | | | | Female | 4 | 1 | 0 | 1 | 2 | 0 | 0 | |
| 2360 - Biology and Microbiology | Instr Fac AY | 19 | 8 | Male | 9 | 5 | 0 | 2 | 2 | 0 | 0 | 0 |
| | | | | Female | 10 | 6 | 0 | 2 | 2 | 0 | 0 | |
| 2481 - Biology and Microbiology | Dept Chair 12 Mo | 1 | 0 | Male | 0 | 0 | 0 | 0 | 0 | 0 | 0 | 0 |
| | | | | Female | 1 | 1 | 0 | 0 | 0 | 0 | 0 | |
| Grand Total # | | 56 | 32 | Male # | 26 | 11 | 1 | 7 | 6 | 0 | 0 | 1 |
| Grand Total % | | | 57.1 | Male % | 46.4 | 19.6 | 1.8 | 12.5 | 10.7 | 0.0 | 0.0 | 1.8 |
| | | | | Female # | 30 | 13 | 0 | 8 | 7 | 0 | 0 | 2 |
| | | | | Female% | 53.6 | 23.2 | 0.0 | 14.3 | 12.5 | 0.0 | 0.0 | 3.6 |

California State University, Los Angeles

Snapshot Date: 11/01/2020

Workforce Analysis

Organizational Unit: Budget Office

| Job Code | Job Title | Total | | Total | | | | | | | | |
|----------------------|-------------------|----------|--------------|----------|-------------|------------|------------|-------------|-------------|------------|------------|------------|
| | | EMP | MIN | EMP | W | AA | H | A | NA | PI | 2+ | |
| 5287 | Budget Analyst | 1 | 1 | Male | 0 | 0 | 0 | 0 | 0 | 0 | 0 | 0 |
| | | | | Female | 1 | 0 | 0 | 0 | 1 | 0 | 0 | 0 |
| 5284 | Sr Budget Analyst | 3 | 3 | Male | 1 | 0 | 0 | 0 | 1 | 0 | 0 | 0 |
| | | | | Female | 2 | 0 | 0 | 1 | 1 | 0 | 0 | 0 |
| 3306 | Administrator III | 1 | 1 | Male | 1 | 0 | 0 | 0 | 1 | 0 | 0 | 0 |
| | | | | Female | 0 | 0 | 0 | 0 | 0 | 0 | 0 | 0 |
| Grand Total # | | 5 | 5 | Male # | 2 | 0 | 0 | 0 | 2 | 0 | 0 | 0 |
| Grand Total % | | | 100.0 | Male % | 40.0 | 0.0 | 0.0 | 0.0 | 40.0 | 0.0 | 0.0 | 0.0 |
| | | | | Female # | 3 | 0 | 0 | 1 | 2 | 0 | 0 | 0 |
| | | | | Female% | 60.0 | 0.0 | 0.0 | 20.0 | 40.0 | 0.0 | 0.0 | 0.0 |

California State University, Los Angeles

Snapshot Date: 11/01/2020

Workforce Analysis

Organizational Unit: Building Services

| Job Code | Job Title | Total | | Total | | | | | | | | |
|----------------------|---------------------------|----------|-------------|-----------------|--------------|-------------|------------|-------------|-------------|------------|------------|------------|
| | | EMP | MIN | EMP | W | AA | H | A | NA | PI | 2+ | |
| 6702 | Building Service Engineer | 2 | 2 | Male | 2 | 0 | 0 | 2 | 0 | 0 | 0 | 0 |
| | | | | Female | 0 | 0 | 0 | 0 | 0 | 0 | 0 | |
| 6699 | Air Cond/Refrig Mechanic | 5 | 5 | Male | 5 | 0 | 0 | 3 | 2 | 0 | 0 | 0 |
| | | | | Female | 0 | 0 | 0 | 0 | 0 | 0 | 0 | |
| 6700 | Sprvsng Building Svc Engr | 1 | 0 | Male | 1 | 1 | 0 | 0 | 0 | 0 | 0 | 0 |
| | | | | Female | 0 | 0 | 0 | 0 | 0 | 0 | 0 | |
| Grand Total # | | 8 | 7 | Male # | 8 | 1 | 0 | 5 | 2 | 0 | 0 | 0 |
| Grand Total % | | | 87.5 | Male % | 100.0 | 12.5 | 0.0 | 62.5 | 25.0 | 0.0 | 0.0 | 0.0 |
| | | | | Female # | 0 | 0 | 0 | 0 | 0 | 0 | 0 | 0 |
| | | | | Female% | 0.0 | 0.0 | 0.0 | 0.0 | 0.0 | 0.0 | 0.0 | 0.0 |

California State University, Los Angeles

Snapshot Date: 11/01/2020

Workforce Analysis

Organizational Unit: Business and Economics--Dean

| Job Code | Job Title | Total | | Total | | | | | | | | |
|-------------------------------------|-----------------------------|-----------|-------------|-----------------|-------------|-------------|------------|-------------|-------------|------------|------------|------------|
| | | EMP | MIN | EMP | W | AA | H | A | NA | PI | 2+ | |
| 2355 | Graduate Assistant | 1 | 1 | Male | 1 | 0 | 0 | 1 | 0 | 0 | 0 | 0 |
| | | | | Female | 0 | 0 | 0 | 0 | 0 | 0 | 0 | |
| 1038 | Admin Analyst/Spclst 12 Mo | 3 | 3 | Male | 0 | 0 | 0 | 0 | 0 | 0 | 0 | 0 |
| | | | | Female | 3 | 0 | 0 | 2 | 1 | 0 | 0 | 0 |
| 2358 - Business and Economics--Dean | Lecturer AY | 6 | 5 | Male | 2 | 0 | 0 | 1 | 1 | 0 | 0 | 0 |
| | | | | Female | 4 | 1 | 0 | 1 | 1 | 0 | 0 | 1 |
| 3082 | SSP II | 4 | 4 | Male | 2 | 0 | 0 | 1 | 1 | 0 | 0 | 0 |
| | | | | Female | 2 | 0 | 0 | 1 | 1 | 0 | 0 | 0 |
| 800 | Pub Affairs/Comm Spec 12 Mo | 1 | 1 | Male | 0 | 0 | 0 | 0 | 0 | 0 | 0 | 0 |
| | | | | Female | 1 | 0 | 0 | 1 | 0 | 0 | 0 | 0 |
| 3312 | Administrator II | 1 | 1 | Male | 1 | 0 | 0 | 1 | 0 | 0 | 0 | 0 |
| | | | | Female | 0 | 0 | 0 | 0 | 0 | 0 | 0 | 0 |
| 3306 | Administrator III | 1 | 0 | Male | 0 | 0 | 0 | 0 | 0 | 0 | 0 | 0 |
| | | | | Female | 1 | 1 | 0 | 0 | 0 | 0 | 0 | 0 |
| 3300 | Administrator IV | 1 | 1 | Male | 1 | 0 | 0 | 0 | 0 | 0 | 0 | 1 |
| | | | | Female | 0 | 0 | 0 | 0 | 0 | 0 | 0 | 0 |
| Grand Total # | | 18 | 16 | Male # | 7 | 0 | 0 | 4 | 2 | 0 | 0 | 1 |
| Grand Total % | | | 88.9 | Male % | 38.9 | 0.0 | 0.0 | 22.2 | 11.1 | 0.0 | 0.0 | 5.6 |
| | | | | Female # | 11 | 2 | 0 | 5 | 3 | 0 | 0 | 1 |
| | | | | Female% | 61.1 | 11.1 | 0.0 | 27.8 | 16.7 | 0.0 | 0.0 | 5.6 |

California State University, Los Angeles

Snapshot Date: 11/01/2020

Workforce Analysis

Organizational Unit: Business Financial Services

| Job Code | Job Title | Total | | Total | | | | | | | | |
|----------------------|---------------------------|-----------|-------------|-----------------|-------------|-------------|------------|-------------|-------------|------------|------------|------------|
| | | EMP | MIN | EMP | W | AA | H | A | NA | PI | 2+ | |
| 1741 | Accounting Technician II | 4 | 2 | Male | 0 | 0 | 0 | 0 | 0 | 0 | 0 | 0 |
| | | | | Female | 4 | 2 | 1 | 0 | 1 | 0 | 0 | |
| 1740 | Accounting Technician III | 7 | 7 | Male | 2 | 0 | 0 | 2 | 0 | 0 | 0 | 0 |
| | | | | Female | 5 | 0 | 0 | 3 | 2 | 0 | 0 | 0 |
| 1762 | Accountant I | 1 | 1 | Male | 0 | 0 | 0 | 0 | 0 | 0 | 0 | 0 |
| | | | | Female | 1 | 0 | 0 | 0 | 1 | 0 | 0 | 0 |
| 4555 | Accountant II | 3 | 2 | Male | 0 | 0 | 0 | 0 | 0 | 0 | 0 | 0 |
| | | | | Female | 3 | 1 | 0 | 0 | 2 | 0 | 0 | 0 |
| 3318 | Administrator I | 1 | 1 | Male | 1 | 0 | 0 | 1 | 0 | 0 | 0 | 0 |
| | | | | Female | 0 | 0 | 0 | 0 | 0 | 0 | 0 | 0 |
| 3312 | Administrator II | 1 | 1 | Male | 1 | 0 | 0 | 1 | 0 | 0 | 0 | 0 |
| | | | | Female | 0 | 0 | 0 | 0 | 0 | 0 | 0 | 0 |
| 3306 | Administrator III | 1 | 1 | Male | 0 | 0 | 0 | 0 | 0 | 0 | 0 | 0 |
| | | | | Female | 1 | 0 | 0 | 0 | 1 | 0 | 0 | 0 |
| Grand Total # | | 18 | 15 | Male # | 4 | 0 | 0 | 4 | 0 | 0 | 0 | 0 |
| Grand Total % | | | 83.3 | Male % | 22.2 | 0.0 | 0.0 | 22.2 | 0.0 | 0.0 | 0.0 | 0.0 |
| | | | | Female # | 14 | 3 | 1 | 3 | 7 | 0 | 0 | 0 |
| | | | | Female% | 77.8 | 16.7 | 5.6 | 16.7 | 38.9 | 0.0 | 0.0 | 0.0 |

California State University, Los Angeles

Snapshot Date: 11/01/2020

Workforce Analysis

Organizational Unit: Cal State Teach

| Job Code | Job Title | Total | | Total | | | | | | | | |
|----------------------|-----------------------|----------|--------------|-----------------|-------------|------------|-------------|-------------|------------|------------|------------|------------|
| | | EMP | MIN | EMP | W | AA | H | A | NA | PI | 2+ | |
| 2630 | Credential Analyst II | 1 | 1 | Male | 0 | 0 | 0 | 0 | 0 | 0 | 0 | 0 |
| | | | | Female | 1 | 0 | 0 | 1 | 0 | 0 | 0 | 0 |
| 3306 | Administrator III | 1 | 1 | Male | 1 | 0 | 1 | 0 | 0 | 0 | 0 | 0 |
| | | | | Female | 0 | 0 | 0 | 0 | 0 | 0 | 0 | 0 |
| Grand Total # | | 2 | 2 | Male # | 1 | 0 | 1 | 0 | 0 | 0 | 0 | 0 |
| Grand Total % | | | 100.0 | Male % | 50.0 | 0.0 | 50.0 | 0.0 | 0.0 | 0.0 | 0.0 | 0.0 |
| | | | | Female # | 1 | 0 | 0 | 1 | 0 | 0 | 0 | 0 |
| | | | | Female% | 50.0 | 0.0 | 0.0 | 50.0 | 0.0 | 0.0 | 0.0 | 0.0 |

California State University, Los Angeles

Snapshot Date: 11/01/2020

Workforce Analysis

Organizational Unit: Career Center

| Job Code | Job Title | Total | | Total | | | | | | | | |
|----------------------|---------------------------|----------|-------------|----------|-------------|-------------|------------|-------------|-------------|------------|------------|------------|
| | | EMP | MIN | EMP | W | AA | H | A | NA | PI | 2+ | |
| 3079 | SSP I | 1 | 1 | Male | 0 | 0 | 0 | 0 | 0 | 0 | 0 | 0 |
| | | | | Female | 1 | 0 | 0 | 1 | 0 | 0 | 0 | 0 |
| 1035 | Admin Support Coord 12 Mo | 1 | 1 | Male | 0 | 0 | 0 | 0 | 0 | 0 | 0 | 0 |
| | | | | Female | 1 | 0 | 0 | 1 | 0 | 0 | 0 | 0 |
| 3082 | SSP II | 1 | 0 | Male | 1 | 1 | 0 | 0 | 0 | 0 | 0 | 0 |
| | | | | Female | 0 | 0 | 0 | 0 | 0 | 0 | 0 | 0 |
| 3084 | SSP III | 1 | 0 | Male | 0 | 0 | 0 | 0 | 0 | 0 | 0 | 0 |
| | | | | Female | 1 | 1 | 0 | 0 | 0 | 0 | 0 | 0 |
| 3318 | Administrator I | 1 | 0 | Male | 0 | 0 | 0 | 0 | 0 | 0 | 0 | 0 |
| | | | | Female | 1 | 1 | 0 | 0 | 0 | 0 | 0 | 0 |
| 3312 | Administrator II | 1 | 1 | Male | 1 | 0 | 0 | 0 | 1 | 0 | 0 | 0 |
| | | | | Female | 0 | 0 | 0 | 0 | 0 | 0 | 0 | 0 |
| Grand Total # | | 6 | 3 | Male # | 2 | 1 | 0 | 0 | 1 | 0 | 0 | 0 |
| Grand Total % | | | 50.0 | Male % | 33.3 | 16.7 | 0.0 | 0.0 | 16.7 | 0.0 | 0.0 | 0.0 |
| | | | | Female # | 4 | 2 | 0 | 2 | 0 | 0 | 0 | 0 |
| | | | | Female% | 66.7 | 33.3 | 0.0 | 33.3 | 0.0 | 0.0 | 0.0 | 0.0 |

California State University, Los Angeles

Snapshot Date: 11/01/2020

Workforce Analysis

Organizational Unit: Carpenter Shop

| Job Code | Job Title | Total | | Total | | | | | | | | | |
|----------------------|----------------------|----------|-------------|-----------------|--------------|-------------|------------|-------------|------------|------------|------------|------------|---|
| | | EMP | MIN | EMP | W | AA | H | A | NA | PI | 2+ | | |
| 6251 | Facilities Worker II | 2 | 2 | Male | 2 | 0 | 0 | 2 | 0 | 0 | 0 | 0 | 0 |
| | | | | Female | 0 | 0 | 0 | 0 | 0 | 0 | 0 | 0 | |
| 6476 | Carpenter | 4 | 2 | Male | 4 | 2 | 0 | 2 | 0 | 0 | 0 | 0 | |
| | | | | Female | 0 | 0 | 0 | 0 | 0 | 0 | 0 | | |
| 6474 | Sprvsng Carpenter | 1 | 1 | Male | 1 | 0 | 0 | 1 | 0 | 0 | 0 | 0 | |
| | | | | Female | 0 | 0 | 0 | 0 | 0 | 0 | 0 | | |
| Grand Total # | | 7 | 5 | Male # | 7 | 2 | 0 | 5 | 0 | 0 | 0 | 0 | |
| Grand Total % | | | 71.4 | Male % | 100.0 | 28.6 | 0.0 | 71.4 | 0.0 | 0.0 | 0.0 | 0.0 | |
| | | | | Female # | 0 | 0 | 0 | 0 | 0 | 0 | 0 | 0 | |
| | | | | Female% | 0.0 | 0.0 | 0.0 | 0.0 | 0.0 | 0.0 | 0.0 | 0.0 | |

California State University, Los Angeles

Snapshot Date: 11/01/2020

Workforce Analysis

Organizational Unit: CC - SSF-Career Services

| Job Code | Job Title | Total | | Total | | | | | | | | |
|----------------------|-----------|-------|-------|----------|-------|-----|-----|-------|-----|-----|-----|-----|
| | | EMP | MIN | EMP | W | AA | H | A | NA | PI | 2+ | |
| 3082 | SSP II | 1 | 1 | Male | 0 | 0 | 0 | 0 | 0 | 0 | 0 | 0 |
| | | | | Female | 1 | 0 | 0 | 1 | 0 | 0 | 0 | 0 |
| Grand Total # | | 1 | 1 | Male # | 0 | 0 | 0 | 0 | 0 | 0 | 0 | 0 |
| Grand Total % | | | 100.0 | Male % | 0.0 | 0.0 | 0.0 | 0.0 | 0.0 | 0.0 | 0.0 | 0.0 |
| | | | | Female # | 1 | 0 | 0 | 1 | 0 | 0 | 0 | 0 |
| | | | | Female% | 100.0 | 0.0 | 0.0 | 100.0 | 0.0 | 0.0 | 0.0 | 0.0 |

California State University, Los Angeles

Snapshot Date: 11/01/2020

Workforce Analysis

Organizational Unit: Center for ESPG

| Job Code | Job Title | Total | | Total | | | | | | | | |
|----------------------|-------------------------------|----------|--------------|-----------------|-------------|------------|------------|-------------|-------------|------------|------------|------------|
| | | EMP | MIN | EMP | W | AA | H | A | NA | PI | 2+ | |
| 1032 | Admin Support Assistant 12 Mo | 1 | 1 | Male | 1 | 0 | 0 | 0 | 1 | 0 | 0 | 0 |
| | | | | Female | 0 | 0 | 0 | 0 | 0 | 0 | 0 | |
| 1035 | Admin Support Coord 12 Mo | 2 | 2 | Male | 0 | 0 | 0 | 0 | 0 | 0 | 0 | 0 |
| | | | | Female | 2 | 0 | 0 | 2 | 0 | 0 | 0 | 0 |
| 3079 | SSP I | 1 | 1 | Male | 0 | 0 | 0 | 0 | 0 | 0 | 0 | 0 |
| | | | | Female | 1 | 0 | 0 | 1 | 0 | 0 | 0 | 0 |
| 3082 | SSP II | 1 | 1 | Male | 0 | 0 | 0 | 0 | 0 | 0 | 0 | 0 |
| | | | | Female | 1 | 0 | 0 | 0 | 1 | 0 | 0 | 0 |
| 3084 | SSP III | 1 | 1 | Male | 0 | 0 | 0 | 0 | 0 | 0 | 0 | 0 |
| | | | | Female | 1 | 0 | 0 | 1 | 0 | 0 | 0 | 0 |
| 3306 | Administrator III | 1 | 1 | Male | 0 | 0 | 0 | 0 | 0 | 0 | 0 | 0 |
| | | | | Female | 1 | 0 | 0 | 0 | 1 | 0 | 0 | 0 |
| Grand Total # | | 7 | 7 | Male # | 1 | 0 | 0 | 0 | 1 | 0 | 0 | 0 |
| Grand Total % | | | 100.0 | Male % | 14.3 | 0.0 | 0.0 | 0.0 | 14.3 | 0.0 | 0.0 | 0.0 |
| | | | | Female # | 6 | 0 | 0 | 4 | 2 | 0 | 0 | 0 |
| | | | | Female% | 85.7 | 0.0 | 0.0 | 57.1 | 28.6 | 0.0 | 0.0 | 0.0 |

California State University, Los Angeles

Snapshot Date: 11/01/2020

Workforce Analysis

Organizational Unit: Central Store

| Job Code | Job Title | Total | | Total | | | | | | | | |
|----------------------|----------------------------|----------|--------------|-----------------|--------------|------------|------------|--------------|------------|------------|------------|------------|
| | | EMP | MIN | EMP | W | AA | H | A | NA | PI | 2+ | |
| 1508 | Warehouse Worker | 1 | 1 | Male | 1 | 0 | 0 | 1 | 0 | 0 | 0 | 0 |
| | | | | Female | 0 | 0 | 0 | 0 | 0 | 0 | 0 | |
| 1038 | Admin Analyst/Spclst 12 Mo | 1 | 1 | Male | 1 | 0 | 0 | 1 | 0 | 0 | 0 | 0 |
| | | | | Female | 0 | 0 | 0 | 0 | 0 | 0 | 0 | |
| Grand Total # | | 2 | 2 | Male # | 2 | 0 | 0 | 2 | 0 | 0 | 0 | 0 |
| Grand Total % | | | 100.0 | Male % | 100.0 | 0.0 | 0.0 | 100.0 | 0.0 | 0.0 | 0.0 | 0.0 |
| | | | | Female # | 0 | 0 | 0 | 0 | 0 | 0 | 0 | 0 |
| | | | | Female% | 0.0 | 0.0 | 0.0 | 0.0 | 0.0 | 0.0 | 0.0 | 0.0 |

California State University, Los Angeles

Snapshot Date: 11/01/2020

Workforce Analysis

Organizational Unit: CETL

| Job Code | Job Title | Total | | Total | | | | | | | | |
|----------------------|----------------------------|----------|-------------|-----------------|-------------|-------------|------------|-------------|-------------|------------|------------|-------------|
| | | EMP | MIN | EMP | W | AA | H | A | NA | PI | 2+ | |
| 1035 | Admin Support Coord 12 Mo | 1 | 1 | Male | 0 | 0 | 0 | 0 | 0 | 0 | 0 | 0 |
| | | | | Female | 1 | 0 | 0 | 0 | 0 | 0 | 0 | |
| 420 | Info Tech Consultant 12 Mo | 5 | 4 | Male | 5 | 1 | 0 | 3 | 1 | 0 | 0 | 0 |
| | | | | Female | 0 | 0 | 0 | 0 | 0 | 0 | 0 | |
| 3312 | Administrator II | 2 | 1 | Male | 0 | 0 | 0 | 0 | 0 | 0 | 0 | 0 |
| | | | | Female | 2 | 1 | 0 | 0 | 1 | 0 | 0 | |
| Grand Total # | | 8 | 6 | Male # | 5 | 1 | 0 | 3 | 1 | 0 | 0 | 0 |
| Grand Total % | | | 75.0 | Male % | 62.5 | 12.5 | 0.0 | 37.5 | 12.5 | 0.0 | 0.0 | 0.0 |
| | | | | Female # | 3 | 1 | 0 | 0 | 1 | 0 | 0 | 1 |
| | | | | Female% | 37.5 | 12.5 | 0.0 | 0.0 | 12.5 | 0.0 | 0.0 | 12.5 |

California State University, Los Angeles

Snapshot Date: 11/01/2020

Workforce Analysis

Organizational Unit: Charter College of Ed - Dean

| Job Code | Job Title | Total | | Total | | | | | | | | |
|-------------------------------------|-------------------------------|-----------|-------------|-----------------|-------------|-------------|------------|-------------|-------------|------------|------------|---|
| | | EMP | MIN | EMP | W | AA | H | A | NA | PI | 2+ | |
| 1032 | Admin Support Assistant 12 Mo | 1 | 0 | Male | 0 | 0 | 0 | 0 | 0 | 0 | 0 | 0 |
| | | | | Female | 1 | 1 | 0 | 0 | 0 | 0 | 0 | |
| 1035 | Admin Support Coord 12 Mo | 2 | 2 | Male | 0 | 0 | 0 | 0 | 0 | 0 | 0 | |
| | | | | Female | 2 | 0 | 0 | 0 | 2 | 0 | 0 | |
| 1038 | Admin Analyst/Splst 12 Mo | 4 | 3 | Male | 0 | 0 | 0 | 0 | 0 | 0 | 0 | |
| | | | | Female | 4 | 1 | 0 | 3 | 0 | 0 | 0 | |
| 3082 | SSP II | 3 | 2 | Male | 0 | 0 | 0 | 0 | 0 | 0 | 0 | |
| | | | | Female | 3 | 1 | 0 | 2 | 0 | 0 | 0 | |
| 2630 | Credential Analyst II | 1 | 1 | Male | 0 | 0 | 0 | 0 | 0 | 0 | 0 | |
| | | | | Female | 1 | 0 | 0 | 1 | 0 | 0 | 0 | |
| 2358 - Charter College of Ed - Dean | Lecturer AY | 1 | 0 | Male | 0 | 0 | 0 | 0 | 0 | 0 | 0 | |
| | | | | Female | 1 | 1 | 0 | 0 | 0 | 0 | 0 | |
| 420 | Info Tech Consultant 12 Mo | 2 | 2 | Male | 2 | 0 | 0 | 0 | 2 | 0 | 0 | |
| | | | | Female | 0 | 0 | 0 | 0 | 0 | 0 | 0 | |
| 3312 | Administrator II | 2 | 2 | Male | 1 | 0 | 0 | 1 | 0 | 0 | 0 | |
| | | | | Female | 1 | 0 | 0 | 1 | 0 | 0 | 0 | |
| 3306 | Administrator III | 1 | 0 | Male | 0 | 0 | 0 | 0 | 0 | 0 | 0 | |
| | | | | Female | 1 | 1 | 0 | 0 | 0 | 0 | 0 | |
| 3300 | Administrator IV | 1 | 0 | Male | 0 | 0 | 0 | 0 | 0 | 0 | 0 | |
| | | | | Female | 1 | 1 | 0 | 0 | 0 | 0 | 0 | |
| Grand Total # | | 18 | 12 | Male # | 3 | 0 | 0 | 1 | 2 | 0 | 0 | |
| Grand Total % | | | 66.7 | Male % | 16.7 | 0.0 | 0.0 | 5.6 | 11.1 | 0.0 | 0.0 | |
| | | | | Female # | 15 | 6 | 0 | 7 | 2 | 0 | 0 | |
| | | | | Female% | 83.3 | 33.3 | 0.0 | 38.9 | 11.1 | 0.0 | 0.0 | |

California State University, Los Angeles

Snapshot Date: 11/01/2020

Workforce Analysis

Organizational Unit: Chemistry & Biochemistry

| Job Code | Job Title | Total | | Total | | | | | | | | |
|---------------------------------|--------------------------------|-----------|-------------|-----------------|-------------|-------------|------------|-------------|-------------|------------|------------|------------|
| | | EMP | MIN | EMP | W | AA | H | A | NA | PI | 2+ | |
| 2355 | Graduate Assistant | 2 | 1 | Male | 1 | 1 | 0 | 0 | 0 | 0 | 0 | 0 |
| | | | | Female | 1 | 0 | 0 | 0 | 1 | 0 | 0 | 0 |
| 1032 | Admin Support Assistant 12 Mo | 1 | 1 | Male | 0 | 0 | 0 | 0 | 0 | 0 | 0 | 0 |
| | | | | Female | 1 | 0 | 0 | 1 | 0 | 0 | 0 | 0 |
| 1035 | Admin Support Coord 12 Mo | 1 | 1 | Male | 0 | 0 | 0 | 0 | 0 | 0 | 0 | 0 |
| | | | | Female | 1 | 0 | 0 | 1 | 0 | 0 | 0 | 0 |
| 2358 - Chemistry & Biochemistry | Lecturer AY | 27 | 16 | Male | 17 | 8 | 1 | 0 | 7 | 0 | 0 | 1 |
| | | | | Female | 10 | 3 | 0 | 2 | 5 | 0 | 0 | 0 |
| 1617 | Instructional Support Tech II | 1 | 1 | Male | 1 | 0 | 0 | 1 | 0 | 0 | 0 | 0 |
| | | | | Female | 0 | 0 | 0 | 0 | 0 | 0 | 0 | 0 |
| 7023 | Equip Tech III, Electronic | 2 | 2 | Male | 2 | 0 | 2 | 0 | 0 | 0 | 0 | 0 |
| | | | | Female | 0 | 0 | 0 | 0 | 0 | 0 | 0 | 0 |
| 1619 | Instructional Support Tech III | 2 | 1 | Male | 2 | 1 | 0 | 0 | 1 | 0 | 0 | 0 |
| | | | | Female | 0 | 0 | 0 | 0 | 0 | 0 | 0 | 0 |
| 2360 - Chemistry & Biochemistry | Instr Fac AY | 14 | 10 | Male | 8 | 4 | 1 | 1 | 1 | 0 | 0 | 1 |
| | | | | Female | 6 | 0 | 1 | 2 | 3 | 0 | 0 | 0 |
| 7024 | Equip Tech III, Splized Equip | 1 | 1 | Male | 1 | 0 | 0 | 0 | 1 | 0 | 0 | 0 |
| | | | | Female | 0 | 0 | 0 | 0 | 0 | 0 | 0 | 0 |
| 2481 - Chemistry & Biochemistry | Dept Chair 12 Mo | 1 | 1 | Male | 1 | 0 | 0 | 0 | 0 | 0 | 0 | 1 |
| | | | | Female | 0 | 0 | 0 | 0 | 0 | 0 | 0 | 0 |
| Grand Total # | | 52 | 35 | Male # | 33 | 14 | 4 | 2 | 10 | 0 | 0 | 3 |
| Grand Total % | | | 67.3 | Male % | 63.5 | 26.9 | 7.7 | 3.8 | 19.2 | 0.0 | 0.0 | 5.8 |
| | | | | Female # | 19 | 3 | 1 | 6 | 9 | 0 | 0 | 0 |
| | | | | Female% | 36.5 | 5.8 | 1.9 | 11.5 | 17.3 | 0.0 | 0.0 | 0.0 |

California State University, Los Angeles

Snapshot Date: 11/01/2020

Workforce Analysis

Organizational Unit: Chicano Studies

| Job Code | Job Title | Total | | Total | | | | | | | | |
|------------------------|---------------------------|-----------|-------------|-----------------|-------------|------------|------------|-------------|------------|------------|------------|------------|
| | | EMP | MIN | EMP | W | AA | H | A | NA | PI | 2+ | |
| 2355 | Graduate Assistant | 7 | 7 | Male | 3 | 0 | 0 | 3 | 0 | 0 | 0 | 0 |
| | | | | Female | 4 | 0 | 0 | 4 | 0 | 0 | 0 | 0 |
| 1035 | Admin Support Coord 12 Mo | 1 | 1 | Male | 0 | 0 | 0 | 0 | 0 | 0 | 0 | 0 |
| | | | | Female | 1 | 0 | 0 | 1 | 0 | 0 | 0 | 0 |
| 2358 - Chicano Studies | Lecturer AY | 19 | 18 | Male | 9 | 0 | 0 | 9 | 0 | 0 | 0 | 0 |
| | | | | Female | 10 | 1 | 0 | 9 | 0 | 0 | 0 | 0 |
| 2360 - Chicano Studies | Instr Fac AY | 5 | 5 | Male | 3 | 0 | 0 | 3 | 0 | 0 | 0 | 0 |
| | | | | Female | 2 | 0 | 0 | 2 | 0 | 0 | 0 | 0 |
| 2481 - Chicano Studies | Dept Chair 12 Mo | 1 | 1 | Male | 0 | 0 | 0 | 0 | 0 | 0 | 0 | 0 |
| | | | | Female | 1 | 0 | 0 | 1 | 0 | 0 | 0 | 0 |
| Grand Total # | | 33 | 32 | Male # | 15 | 0 | 0 | 15 | 0 | 0 | 0 | 0 |
| Grand Total % | | | 97.0 | Male % | 45.5 | 0.0 | 0.0 | 45.5 | 0.0 | 0.0 | 0.0 | 0.0 |
| | | | | Female # | 18 | 1 | 0 | 17 | 0 | 0 | 0 | 0 |
| | | | | Female% | 54.5 | 3.0 | 0.0 | 51.5 | 0.0 | 0.0 | 0.0 | 0.0 |

California State University, Los Angeles

Snapshot Date: 11/01/2020

Workforce Analysis

Organizational Unit: Child & Family Studies

| Job Code | Job Title | Total | | Total | | | | | | | | |
|-------------------------------|---------------------------|-----------|-------------|-----------------|-------------|-------------|------------|-------------|-------------|------------|------------|------------|
| | | EMP | MIN | EMP | W | AA | H | A | NA | PI | 2+ | |
| 2355 | Graduate Assistant | 12 | 10 | Male | 0 | 0 | 0 | 0 | 0 | 0 | 0 | 0 |
| | | | | Female | 12 | 2 | 0 | 6 | 3 | 0 | 0 | 1 |
| 1035 | Admin Support Coord 12 Mo | 1 | 1 | Male | 0 | 0 | 0 | 0 | 0 | 0 | 0 | 0 |
| | | | | Female | 1 | 0 | 0 | 1 | 0 | 0 | 0 | 0 |
| 2358 - Child & Family Studies | Lecturer AY | 44 | 32 | Male | 7 | 3 | 0 | 3 | 1 | 0 | 0 | 0 |
| | | | | Female | 37 | 9 | 3 | 18 | 3 | 1 | 0 | 3 |
| 2360 - Child & Family Studies | Instr Fac AY | 10 | 6 | Male | 1 | 0 | 0 | 1 | 0 | 0 | 0 | 0 |
| | | | | Female | 9 | 4 | 0 | 2 | 2 | 0 | 0 | 1 |
| 2481 - Child & Family Studies | Dept Chair 12 Mo | 1 | 0 | Male | 0 | 0 | 0 | 0 | 0 | 0 | 0 | 0 |
| | | | | Female | 1 | 1 | 0 | 0 | 0 | 0 | 0 | 0 |
| Grand Total # | | 68 | 49 | Male # | 8 | 3 | 0 | 4 | 1 | 0 | 0 | 0 |
| Grand Total % | | | 72.1 | Male % | 11.8 | 4.4 | 0.0 | 5.9 | 1.5 | 0.0 | 0.0 | 0.0 |
| | | | | Female # | 60 | 16 | 3 | 27 | 8 | 1 | 0 | 5 |
| | | | | Female% | 88.2 | 23.5 | 4.4 | 39.7 | 11.8 | 1.5 | 0.0 | 7.4 |

California State University, Los Angeles

Snapshot Date: 11/01/2020

Workforce Analysis

Organizational Unit: Civil Engineering

| Job Code | Job Title | Total | | Total | | | | | | | | |
|--------------------------|---------------------------|-----------|-------------|-----------------|-------------|-------------|------------|-------------|-------------|------------|------------|------------|
| | | EMP | MIN | EMP | W | AA | H | A | NA | PI | 2+ | |
| 1035 | Admin Support Coord 12 Mo | 1 | 0 | Male | 0 | 0 | 0 | 0 | 0 | 0 | 0 | 0 |
| | | | | Female | 1 | 1 | 0 | 0 | 0 | 0 | 0 | 0 |
| 2354 - Civil Engineering | Teaching Associate AY | 1 | 1 | Male | 1 | 0 | 0 | 0 | 1 | 0 | 0 | 0 |
| | | | | Female | 0 | 0 | 0 | 0 | 0 | 0 | 0 | 0 |
| 2358 - Civil Engineering | Lecturer AY | 16 | 12 | Male | 15 | 4 | 1 | 2 | 7 | 0 | 0 | 1 |
| | | | | Female | 1 | 0 | 0 | 0 | 1 | 0 | 0 | 0 |
| 2360 - Civil Engineering | Instr Fac AY | 9 | 5 | Male | 6 | 3 | 0 | 2 | 1 | 0 | 0 | 0 |
| | | | | Female | 3 | 1 | 0 | 1 | 1 | 0 | 0 | 0 |
| 2481 - Civil Engineering | Dept Chair 12 Mo | 1 | 0 | Male | 1 | 1 | 0 | 0 | 0 | 0 | 0 | 0 |
| | | | | Female | 0 | 0 | 0 | 0 | 0 | 0 | 0 | 0 |
| Grand Total # | | 28 | 18 | Male # | 23 | 8 | 1 | 4 | 9 | 0 | 0 | 1 |
| Grand Total % | | | 64.3 | Male % | 82.1 | 28.6 | 3.6 | 14.3 | 32.1 | 0.0 | 0.0 | 3.6 |
| | | | | Female # | 5 | 2 | 0 | 1 | 2 | 0 | 0 | 0 |
| | | | | Female% | 17.9 | 7.1 | 0.0 | 3.6 | 7.1 | 0.0 | 0.0 | 0.0 |

California State University, Los Angeles

Snapshot Date: 11/01/2020

Workforce Analysis

Organizational Unit: College of Ethnic Studies

| Job Code | Job Title | Total | | Total | | | | | | | | |
|----------------------|----------------------------|----------|--------------|----------|-------------|------------|-------------|------------|-------------|------------|------------|-------------|
| | | EMP | MIN | EMP | W | AA | H | A | NA | PI | 2+ | |
| 1038 | Admin Analyst/Spclst 12 Mo | 1 | 1 | Male | 0 | 0 | 0 | 0 | 0 | 0 | 0 | 0 |
| | | | | Female | 1 | 0 | 1 | 0 | 0 | 0 | 0 | 0 |
| 3312 | Administrator II | 1 | 1 | Male | 1 | 0 | 0 | 0 | 0 | 0 | 0 | 1 |
| | | | | Female | 0 | 0 | 0 | 0 | 0 | 0 | 0 | 0 |
| 3306 | Administrator III | 1 | 1 | Male | 0 | 0 | 0 | 0 | 0 | 0 | 0 | 0 |
| | | | | Female | 1 | 0 | 0 | 0 | 1 | 0 | 0 | 0 |
| Grand Total # | | 3 | 3 | Male # | 1 | 0 | 0 | 0 | 0 | 0 | 0 | 1 |
| Grand Total % | | | 100.0 | Male % | 33.3 | 0.0 | 0.0 | 0.0 | 0.0 | 0.0 | 0.0 | 33.3 |
| | | | | Female # | 2 | 0 | 1 | 0 | 1 | 0 | 0 | 0 |
| | | | | Female% | 66.7 | 0.0 | 33.3 | 0.0 | 33.3 | 0.0 | 0.0 | 0.0 |

California State University, Los Angeles

Snapshot Date: 11/01/2020

Workforce Analysis

Organizational Unit: Communication Disorders

| Job Code | Job Title | Total | | Total | | | | | | | | |
|--------------------------------|-------------------------------|-----------|-------------|-----------------|-------------|-------------|------------|-------------|------------|------------|------------|-------------|
| | | EMP | MIN | EMP | W | AA | H | A | NA | PI | 2+ | |
| 1032 | Admin Support Assistant 12 Mo | 1 | 1 | Male | 0 | 0 | 0 | 0 | 0 | 0 | 0 | 0 |
| | | | | Female | 1 | 0 | 0 | 0 | 1 | 0 | 0 | 0 |
| 1035 | Admin Support Coord 12 Mo | 2 | 2 | Male | 0 | 0 | 0 | 0 | 0 | 0 | 0 | 0 |
| | | | | Female | 2 | 0 | 0 | 2 | 0 | 0 | 0 | 0 |
| 2358 - Communication Disorders | Lecturer AY | 21 | 9 | Male | 6 | 4 | 0 | 1 | 1 | 0 | 0 | 0 |
| | | | | Female | 15 | 8 | 0 | 3 | 1 | 0 | 0 | 3 |
| 2360 - Communication Disorders | Instr Fac AY | 9 | 5 | Male | 3 | 2 | 0 | 0 | 1 | 0 | 0 | 0 |
| | | | | Female | 6 | 2 | 0 | 2 | 1 | 0 | 0 | 1 |
| 2403 - Communication Disorders | FT Faculty Unit-Addtl Emplmt | 1 | 1 | Male | 1 | 0 | 1 | 0 | 0 | 0 | 0 | 0 |
| | | | | Female | 0 | 0 | 0 | 0 | 0 | 0 | 0 | 0 |
| 2481 - Communication Disorders | Dept Chair 12 Mo | 1 | 0 | Male | 0 | 0 | 0 | 0 | 0 | 0 | 0 | 0 |
| | | | | Female | 1 | 1 | 0 | 0 | 0 | 0 | 0 | 0 |
| Grand Total # | | 35 | 18 | Male # | 10 | 6 | 1 | 1 | 2 | 0 | 0 | 0 |
| Grand Total % | | | 51.4 | Male % | 28.6 | 17.1 | 2.9 | 2.9 | 5.7 | 0.0 | 0.0 | 0.0 |
| | | | | Female # | 25 | 11 | 0 | 7 | 3 | 0 | 0 | 4 |
| | | | | Female% | 71.4 | 31.4 | 0.0 | 20.0 | 8.6 | 0.0 | 0.0 | 11.4 |

California State University, Los Angeles

Snapshot Date: 11/01/2020

Workforce Analysis

Organizational Unit: Communication Studies

| Job Code | Job Title | Total | | Total | | | | | | | | |
|------------------------------|-------------------------------|-----------|-------------|-----------------|-------------|-------------|------------|-------------|-------------|------------|------------|------------|
| | | EMP | MIN | EMP | W | AA | H | A | NA | PI | 2+ | |
| 2355 | Graduate Assistant | 4 | 2 | Male | 1 | 1 | 0 | 0 | 0 | 0 | 0 | 0 |
| | | | | Female | 3 | 1 | 0 | 1 | 1 | 0 | 0 | |
| 1032 | Admin Support Assistant 12 Mo | 1 | 0 | Male | 0 | 0 | 0 | 0 | 0 | 0 | 0 | 0 |
| | | | | Female | 1 | 1 | 0 | 0 | 0 | 0 | 0 | |
| 2354 - Communication Studies | Teaching Associate AY | 15 | 11 | Male | 4 | 0 | 0 | 4 | 0 | 0 | 0 | 0 |
| | | | | Female | 11 | 4 | 1 | 4 | 2 | 0 | 0 | |
| 1035 | Admin Support Coord 12 Mo | 1 | 1 | Male | 0 | 0 | 0 | 0 | 0 | 0 | 0 | 0 |
| | | | | Female | 1 | 0 | 0 | 0 | 1 | 0 | 0 | |
| 2358 - Communication Studies | Lecturer AY | 21 | 12 | Male | 9 | 5 | 0 | 2 | 1 | 1 | 0 | 0 |
| | | | | Female | 12 | 4 | 2 | 3 | 1 | 0 | 0 | |
| 2360 - Communication Studies | Instr Fac AY | 12 | 8 | Male | 5 | 2 | 0 | 0 | 3 | 0 | 0 | 0 |
| | | | | Female | 7 | 2 | 1 | 1 | 3 | 0 | 0 | |
| 2481 - Communication Studies | Dept Chair 12 Mo | 1 | 0 | Male | 1 | 1 | 0 | 0 | 0 | 0 | 0 | 0 |
| | | | | Female | 0 | 0 | 0 | 0 | 0 | 0 | 0 | |
| Grand Total # | | 55 | 34 | Male # | 20 | 9 | 0 | 6 | 4 | 1 | 0 | 0 |
| Grand Total % | | | 61.8 | Male % | 36.4 | 16.4 | 0.0 | 10.9 | 7.3 | 1.8 | 0.0 | 0.0 |
| | | | | Female # | 35 | 12 | 4 | 9 | 8 | 0 | 0 | 2 |
| | | | | Female% | 63.6 | 21.8 | 7.3 | 16.4 | 14.5 | 0.0 | 0.0 | 3.6 |

California State University, Los Angeles

Snapshot Date: 11/01/2020

Workforce Analysis

Organizational Unit: Computer Center Office

| Job Code | Job Title | Total | | Total | | | | | | | | |
|----------------------|----------------------------|----------|--------------|----------|--------------|------------|------------|------------|------------|------------|------------|--------------|
| | | EMP | MIN | EMP | W | AA | H | A | NA | PI | 2+ | |
| 1038 | Admin Analyst/Spclst 12 Mo | 1 | 1 | Male | 0 | 0 | 0 | 0 | 0 | 0 | 0 | 0 |
| | | | | Female | 1 | 0 | 0 | 0 | 0 | 0 | 0 | 1 |
| Grand Total # | | 1 | 1 | Male # | 0 | 0 | 0 | 0 | 0 | 0 | 0 | 0 |
| Grand Total % | | | 100.0 | Male % | 0.0 | 0.0 | 0.0 | 0.0 | 0.0 | 0.0 | 0.0 | 0.0 |
| | | | | Female # | 1 | 0 | 0 | 0 | 0 | 0 | 0 | 1 |
| | | | | Female% | 100.0 | 0.0 | 0.0 | 0.0 | 0.0 | 0.0 | 0.0 | 100.0 |

California State University, Los Angeles

Snapshot Date: 11/01/2020

Workforce Analysis

Organizational Unit: Computer Science

| Job Code | Job Title | Total | | Total | | | | | | | | |
|-------------------------|---------------------------|-----------|-------------|-----------------|-------------|-------------|------------|------------|-------------|------------|------------|------------|
| | | EMP | MIN | EMP | W | AA | H | A | NA | PI | 2+ | |
| 2354 - Computer Science | Teaching Associate AY | 2 | 2 | Male | 2 | 0 | 0 | 1 | 1 | 0 | 0 | 0 |
| | | | | Female | 0 | 0 | 0 | 0 | 0 | 0 | 0 | |
| 1035 | Admin Support Coord 12 Mo | 1 | 0 | Male | 0 | 0 | 0 | 0 | 0 | 0 | 0 | 0 |
| | | | | Female | 1 | 1 | 0 | 0 | 0 | 0 | 0 | 0 |
| 2358 - Computer Science | Lecturer AY | 11 | 5 | Male | 9 | 5 | 0 | 1 | 2 | 0 | 0 | 1 |
| | | | | Female | 2 | 1 | 0 | 0 | 0 | 0 | 0 | 0 |
| 2360 - Computer Science | Instr Fac AY | 13 | 8 | Male | 10 | 4 | 0 | 0 | 6 | 0 | 0 | 0 |
| | | | | Female | 3 | 1 | 0 | 0 | 2 | 0 | 0 | 0 |
| 2481 - Computer Science | Dept Chair 12 Mo | 1 | 1 | Male | 0 | 0 | 0 | 0 | 0 | 0 | 0 | 0 |
| | | | | Female | 1 | 0 | 0 | 0 | 1 | 0 | 0 | 0 |
| Grand Total # | | 28 | 16 | Male # | 21 | 9 | 0 | 2 | 9 | 0 | 0 | 1 |
| Grand Total % | | | 57.1 | Male % | 75.0 | 32.1 | 0.0 | 7.1 | 32.1 | 0.0 | 0.0 | 3.6 |
| | | | | Female # | 7 | 3 | 0 | 0 | 3 | 0 | 0 | 1 |
| | | | | Female% | 25.0 | 10.7 | 0.0 | 0.0 | 10.7 | 0.0 | 0.0 | 3.6 |

California State University, Los Angeles

Snapshot Date: 11/01/2020

Workforce Analysis

Organizational Unit: Copy Print Program

| Job Code | Job Title | Total | | Total | | | | | | | | |
|----------------------|-----------------------------|----------|-------------|-----------------|--------------|-------------|------------|------------|-------------|------------|------------|------------|
| | | EMP | MIN | EMP | W | AA | H | A | NA | PI | 2+ | |
| 7000 | Equip Maintenance Assistant | 2 | 1 | Male | 2 | 1 | 0 | 0 | 1 | 0 | 0 | 0 |
| | | | | Female | 0 | 0 | 0 | 0 | 0 | 0 | 0 | 0 |
| Grand Total # | | 2 | 1 | Male # | 2 | 1 | 0 | 0 | 1 | 0 | 0 | 0 |
| Grand Total % | | | 50.0 | Male % | 100.0 | 50.0 | 0.0 | 0.0 | 50.0 | 0.0 | 0.0 | 0.0 |
| | | | | Female # | 0 | 0 | 0 | 0 | 0 | 0 | 0 | 0 |
| | | | | Female% | 0.0 | 0.0 | 0.0 | 0.0 | 0.0 | 0.0 | 0.0 | 0.0 |

California State University, Los Angeles

Snapshot Date: 11/01/2020

Workforce Analysis

Organizational Unit: Criminal Justice

| Job Code | Job Title | Total | | Total | | | | | | | | | |
|-------------------------|---------------------------|-----------|-------------|-----------------|-------------|-------------|------------|-------------|------------|------------|------------|------------|---|
| | | EMP | MIN | EMP | W | AA | H | A | NA | PI | 2+ | | |
| 2354 - Criminal Justice | Teaching Associate AY | 1 | 1 | Male | 1 | 0 | 0 | 0 | 0 | 0 | 0 | 0 | 1 |
| | | | | Female | 0 | 0 | 0 | 0 | 0 | 0 | 0 | 0 | 0 |
| 1035 | Admin Support Coord 12 Mo | 1 | 1 | Male | 0 | 0 | 0 | 0 | 0 | 0 | 0 | 0 | 0 |
| | | | | Female | 1 | 0 | 1 | 0 | 0 | 0 | 0 | 0 | 0 |
| 2358 - Criminal Justice | Lecturer AY | 21 | 10 | Male | 13 | 6 | 3 | 3 | 1 | 0 | 0 | 0 | 0 |
| | | | | Female | 8 | 5 | 0 | 1 | 1 | 0 | 0 | 0 | 1 |
| 2360 - Criminal Justice | Instr Fac AY | 14 | 7 | Male | 5 | 2 | 0 | 1 | 1 | 0 | 0 | 0 | 1 |
| | | | | Female | 9 | 5 | 0 | 0 | 2 | 0 | 0 | 0 | 2 |
| 2481 - Criminal Justice | Dept Chair 12 Mo | 1 | 0 | Male | 0 | 0 | 0 | 0 | 0 | 0 | 0 | 0 | 0 |
| | | | | Female | 1 | 1 | 0 | 0 | 0 | 0 | 0 | 0 | 0 |
| Grand Total # | | 38 | 19 | Male # | 19 | 8 | 3 | 4 | 2 | 0 | 0 | 2 | |
| Grand Total % | | | 50.0 | Male % | 50.0 | 21.1 | 7.9 | 10.5 | 5.3 | 0.0 | 0.0 | 5.3 | |
| | | | | Female # | 19 | 11 | 1 | 1 | 3 | 0 | 0 | 3 | |
| | | | | Female% | 50.0 | 28.9 | 2.6 | 2.6 | 7.9 | 0.0 | 0.0 | 7.9 | |

California State University, Los Angeles

Snapshot Date: 11/01/2020

Workforce Analysis

Organizational Unit: Curriculum & Instruction

| Job Code | Job Title | Total | | Total | | | | | | | | |
|---------------------------------|-------------------------------|-----------|-------------|-----------------|-------------|-------------|------------|-------------|-------------|------------|------------|------------|
| | | EMP | MIN | EMP | W | AA | H | A | NA | PI | 2+ | |
| 2355 | Graduate Assistant | 1 | 1 | Male | 0 | 0 | 0 | 0 | 0 | 0 | 0 | 0 |
| | | | | Female | 1 | 0 | 0 | 1 | 0 | 0 | 0 | 0 |
| 1032 | Admin Support Assistant 12 Mo | 1 | 1 | Male | 0 | 0 | 0 | 0 | 0 | 0 | 0 | 0 |
| | | | | Female | 1 | 0 | 0 | 1 | 0 | 0 | 0 | 0 |
| 1035 | Admin Support Coord 12 Mo | 1 | 1 | Male | 0 | 0 | 0 | 0 | 0 | 0 | 0 | 0 |
| | | | | Female | 1 | 0 | 0 | 1 | 0 | 0 | 0 | 0 |
| 2358 - Curriculum & Instruction | Lecturer AY | 34 | 19 | Male | 10 | 4 | 1 | 3 | 0 | 0 | 0 | 2 |
| | | | | Female | 24 | 11 | 2 | 4 | 5 | 1 | 0 | 1 |
| 2360 - Curriculum & Instruction | Instr Fac AY | 19 | 10 | Male | 7 | 2 | 2 | 2 | 1 | 0 | 0 | 0 |
| | | | | Female | 12 | 7 | 0 | 3 | 2 | 0 | 0 | 0 |
| 2481 - Curriculum & Instruction | Dept Chair 12 Mo | 1 | 1 | Male | 0 | 0 | 0 | 0 | 0 | 0 | 0 | 0 |
| | | | | Female | 1 | 0 | 0 | 0 | 0 | 0 | 0 | 1 |
| Grand Total # | | 57 | 33 | Male # | 17 | 6 | 3 | 5 | 1 | 0 | 0 | 2 |
| Grand Total % | | | 57.9 | Male % | 29.8 | 10.5 | 5.3 | 8.8 | 1.8 | 0.0 | 0.0 | 3.5 |
| | | | | Female # | 40 | 18 | 2 | 10 | 7 | 1 | 0 | 2 |
| | | | | Female% | 70.2 | 31.6 | 3.5 | 17.5 | 12.3 | 1.8 | 0.0 | 3.5 |

California State University, Los Angeles

Snapshot Date: 11/01/2020

Workforce Analysis

Organizational Unit: Custodial Dept

| Job Code | Job Title | Total | | Total | | | | | | | | |
|----------------------|-----------------|-----------|--------------|----------|-------------|------------|-------------|-------------|------------|------------|------------|------------|
| | | EMP | MIN | EMP | W | AA | H | A | NA | PI | 2+ | |
| 2010 | Custodian | 52 | 52 | Male | 24 | 0 | 7 | 15 | 2 | 0 | 0 | 0 |
| | | | | Female | 28 | 0 | 0 | 27 | 0 | 1 | 0 | 0 |
| 2015 | Lead Custodian | 9 | 9 | Male | 4 | 0 | 3 | 1 | 0 | 0 | 0 | 0 |
| | | | | Female | 5 | 0 | 1 | 4 | 0 | 0 | 0 | 0 |
| 6223 | Laborer | 2 | 2 | Male | 2 | 0 | 0 | 2 | 0 | 0 | 0 | 0 |
| | | | | Female | 0 | 0 | 0 | 0 | 0 | 0 | 0 | 0 |
| 3318 | Administrator I | 1 | 1 | Male | 1 | 0 | 1 | 0 | 0 | 0 | 0 | 0 |
| | | | | Female | 0 | 0 | 0 | 0 | 0 | 0 | 0 | 0 |
| Grand Total # | | 64 | 64 | Male # | 31 | 0 | 11 | 18 | 2 | 0 | 0 | 0 |
| Grand Total % | | | 100.0 | Male % | 48.4 | 0.0 | 17.2 | 28.1 | 3.1 | 0.0 | 0.0 | 0.0 |
| | | | | Female # | 33 | 0 | 1 | 31 | 0 | 1 | 0 | 0 |
| | | | | Female% | 51.6 | 0.0 | 1.6 | 48.4 | 0.0 | 1.6 | 0.0 | 0.0 |

California State University, Los Angeles

Snapshot Date: 11/01/2020

Workforce Analysis

Organizational Unit: Desktop Services

| Job Code | Job Title | Total | | Total | | | | | | | | |
|----------------------|--------------------------------|----------|--------------|----------|--------------|------------|------------|-------------|-------------|------------|------------|------------|
| | | EMP | MIN | EMP | W | AA | H | A | NA | PI | 2+ | |
| 440 | Equip Systems Specialist 12 Mo | 1 | 1 | Male | 1 | 0 | 0 | 1 | 0 | 0 | 0 | 0 |
| | | | | Female | 0 | 0 | 0 | 0 | 0 | 0 | 0 | |
| 410 | Operating Sys Analyst 12 Mo | 3 | 3 | Male | 3 | 0 | 0 | 0 | 3 | 0 | 0 | 0 |
| | | | | Female | 0 | 0 | 0 | 0 | 0 | 0 | 0 | |
| 420 | Info Tech Consultant 12 Mo | 1 | 1 | Male | 1 | 0 | 0 | 0 | 1 | 0 | 0 | 0 |
| | | | | Female | 0 | 0 | 0 | 0 | 0 | 0 | 0 | |
| Grand Total # | | 5 | 5 | Male # | 5 | 0 | 0 | 1 | 4 | 0 | 0 | 0 |
| Grand Total % | | | 100.0 | Male % | 100.0 | 0.0 | 0.0 | 20.0 | 80.0 | 0.0 | 0.0 | 0.0 |
| | | | | Female # | 0 | 0 | 0 | 0 | 0 | 0 | 0 | 0 |
| | | | | Female% | 0.0 | 0.0 | 0.0 | 0.0 | 0.0 | 0.0 | 0.0 | 0.0 |

California State University, Los Angeles

Snapshot Date: 11/01/2020

Workforce Analysis

Organizational Unit: Development Office

| Job Code | Job Title | Total | | Total | | | | | | | | |
|----------------------|-------------------------------|----------|-------------|-----------------|-------------|-------------|------------|-------------|------------|------------|------------|------------|
| | | EMP | MIN | EMP | W | AA | H | A | NA | PI | 2+ | |
| 1032 | Admin Support Assistant 12 Mo | 1 | 1 | Male | 0 | 0 | 0 | 0 | 0 | 0 | 0 | 0 |
| | | | | Female | 1 | 0 | 0 | 1 | 0 | 0 | 0 | 0 |
| 1035 | Admin Support Coord 12 Mo | 2 | 2 | Male | 0 | 0 | 0 | 0 | 0 | 0 | 0 | 0 |
| | | | | Female | 2 | 0 | 0 | 2 | 0 | 0 | 0 | 0 |
| 1038 | Admin Analyst/Splst 12 Mo | 1 | 0 | Male | 0 | 0 | 0 | 0 | 0 | 0 | 0 | 0 |
| | | | | Female | 1 | 1 | 0 | 0 | 0 | 0 | 0 | 0 |
| 3318 | Administrator I | 1 | 1 | Male | 1 | 0 | 0 | 1 | 0 | 0 | 0 | 0 |
| | | | | Female | 0 | 0 | 0 | 0 | 0 | 0 | 0 | 0 |
| 3312 | Administrator II | 1 | 0 | Male | 0 | 0 | 0 | 0 | 0 | 0 | 0 | 0 |
| | | | | Female | 1 | 1 | 0 | 0 | 0 | 0 | 0 | 0 |
| Grand Total # | | 6 | 4 | Male # | 1 | 0 | 0 | 1 | 0 | 0 | 0 | 0 |
| Grand Total % | | | 66.7 | Male % | 16.7 | 0.0 | 0.0 | 16.7 | 0.0 | 0.0 | 0.0 | 0.0 |
| | | | | Female # | 5 | 2 | 0 | 3 | 0 | 0 | 0 | 0 |
| | | | | Female% | 83.3 | 33.3 | 0.0 | 50.0 | 0.0 | 0.0 | 0.0 | 0.0 |

California State University, Los Angeles

Snapshot Date: 11/01/2020

Workforce Analysis

Organizational Unit: Distribution Center

| Job Code | Job Title | Total | | Total | | | | | | | | |
|----------------------|------------------|----------|--------------|-----------------|--------------|------------|------------|--------------|------------|------------|------------|------------|
| | | EMP | MIN | EMP | W | AA | H | A | NA | PI | 2+ | |
| 1508 | Warehouse Worker | 4 | 4 | Male | 4 | 0 | 0 | 4 | 0 | 0 | 0 | 0 |
| | | | | Female | 0 | 0 | 0 | 0 | 0 | 0 | 0 | 0 |
| Grand Total # | | 4 | 4 | Male # | 4 | 0 | 0 | 4 | 0 | 0 | 0 | 0 |
| Grand Total % | | | 100.0 | Male % | 100.0 | 0.0 | 0.0 | 100.0 | 0.0 | 0.0 | 0.0 | 0.0 |
| | | | | Female # | 0 | 0 | 0 | 0 | 0 | 0 | 0 | 0 |
| | | | | Female% | 0.0 | 0.0 | 0.0 | 0.0 | 0.0 | 0.0 | 0.0 | 0.0 |

California State University, Los Angeles

Snapshot Date: 11/01/2020

Workforce Analysis

Organizational Unit: DNP-Nursing Restricted

| Job Code | Job Title | Total | | Total | | | | | | | | |
|----------------------|-----------|-------|-------|----------|-------|-----|-----|-----|-----|-----|-----|-------|
| | | EMP | MIN | EMP | W | AA | H | A | NA | PI | 2+ | |
| 3084 | SSP III | 1 | 1 | Male | 0 | 0 | 0 | 0 | 0 | 0 | 0 | 0 |
| | | | | Female | 1 | 0 | 0 | 0 | 0 | 0 | 0 | 1 |
| Grand Total # | | 1 | 1 | Male # | 0 | 0 | 0 | 0 | 0 | 0 | 0 | 0 |
| Grand Total % | | | 100.0 | Male % | 0.0 | 0.0 | 0.0 | 0.0 | 0.0 | 0.0 | 0.0 | 0.0 |
| | | | | Female # | 1 | 0 | 0 | 0 | 0 | 0 | 0 | 1 |
| | | | | Female% | 100.0 | 0.0 | 0.0 | 0.0 | 0.0 | 0.0 | 0.0 | 100.0 |

California State University, Los Angeles

Snapshot Date: 11/01/2020

Workforce Analysis

Organizational Unit: Dreamers Resource Center

| Job Code | Job Title | Total | | Total | | | | | | | | |
|----------------------|-----------------|----------|--------------|----------|--------------|------------|------------|--------------|------------|------------|------------|------------|
| | | EMP | MIN | EMP | W | AA | H | A | NA | PI | 2+ | |
| 3318 | Administrator I | 1 | 1 | Male | 0 | 0 | 0 | 0 | 0 | 0 | 0 | 0 |
| | | | | Female | 1 | 0 | 0 | 1 | 0 | 0 | 0 | 0 |
| Grand Total # | | 1 | 1 | Male # | 0 | 0 | 0 | 0 | 0 | 0 | 0 | 0 |
| Grand Total % | | | 100.0 | Male % | 0.0 | 0.0 | 0.0 | 0.0 | 0.0 | 0.0 | 0.0 | 0.0 |
| | | | | Female # | 1 | 0 | 0 | 1 | 0 | 0 | 0 | 0 |
| | | | | Female% | 100.0 | 0.0 | 0.0 | 100.0 | 0.0 | 0.0 | 0.0 | 0.0 |

California State University, Los Angeles

Snapshot Date: 11/01/2020

Workforce Analysis

Organizational Unit: Early Entrance Program

| Job Code | Job Title | Total | | Total | | | | | | | | |
|----------------------|---------------------------|----------|-------------|-----------------|--------------|-------------|-------------|-------------|------------|------------|------------|------------|
| | | EMP | MIN | EMP | W | AA | H | A | NA | PI | 2+ | |
| 2355 | Graduate Assistant | 1 | 0 | Male | 0 | 0 | 0 | 0 | 0 | 0 | 0 | 0 |
| | | | | Female | 1 | 1 | 0 | 0 | 0 | 0 | 0 | 0 |
| 1035 | Admin Support Coord 12 Mo | 1 | 1 | Male | 0 | 0 | 0 | 0 | 0 | 0 | 0 | 0 |
| | | | | Female | 1 | 0 | 1 | 0 | 0 | 0 | 0 | 0 |
| 3312 | Administrator II | 1 | 1 | Male | 0 | 0 | 0 | 0 | 0 | 0 | 0 | 0 |
| | | | | Female | 1 | 0 | 0 | 1 | 0 | 0 | 0 | 0 |
| Grand Total # | | 3 | 2 | Male # | 0 | 0 | 0 | 0 | 0 | 0 | 0 | 0 |
| Grand Total % | | | 66.7 | Male % | 0.0 | 0.0 | 0.0 | 0.0 | 0.0 | 0.0 | 0.0 | 0.0 |
| | | | | Female # | 3 | 1 | 1 | 1 | 0 | 0 | 0 | 0 |
| | | | | Female% | 100.0 | 33.3 | 33.3 | 33.3 | 0.0 | 0.0 | 0.0 | 0.0 |

California State University, Los Angeles

Snapshot Date: 11/01/2020

Workforce Analysis

Organizational Unit: Economics & Statistics

| Job Code | Job Title | Total | | Total | | | | | | | | |
|-------------------------------|---------------------------|-----------|-------------|-----------------|-------------|-------------|------------|------------|-------------|------------|------------|------------|
| | | EMP | MIN | EMP | W | AA | H | A | NA | PI | 2+ | |
| 2355 | Graduate Assistant | 1 | 1 | Male | 0 | 0 | 0 | 0 | 0 | 0 | 0 | 0 |
| | | | | Female | 1 | 0 | 0 | 0 | 1 | 0 | 0 | 0 |
| 1035 | Admin Support Coord 12 Mo | 1 | 1 | Male | 0 | 0 | 0 | 0 | 0 | 0 | 0 | 0 |
| | | | | Female | 1 | 0 | 0 | 1 | 0 | 0 | 0 | 0 |
| 2358 - Economics & Statistics | Lecturer AY | 10 | 4 | Male | 7 | 5 | 0 | 0 | 2 | 0 | 0 | 0 |
| | | | | Female | 3 | 1 | 0 | 1 | 1 | 0 | 0 | 0 |
| 2360 - Economics & Statistics | Instr Fac AY | 9 | 8 | Male | 5 | 0 | 1 | 2 | 2 | 0 | 0 | 0 |
| | | | | Female | 4 | 1 | 0 | 0 | 3 | 0 | 0 | 0 |
| 2481 - Economics & Statistics | Dept Chair 12 Mo | 1 | 1 | Male | 1 | 0 | 0 | 0 | 1 | 0 | 0 | 0 |
| | | | | Female | 0 | 0 | 0 | 0 | 0 | 0 | 0 | 0 |
| Grand Total # | | 22 | 15 | Male # | 13 | 5 | 1 | 2 | 5 | 0 | 0 | 0 |
| Grand Total % | | | 68.2 | Male % | 59.1 | 22.7 | 4.5 | 9.1 | 22.7 | 0.0 | 0.0 | 0.0 |
| | | | | Female # | 9 | 2 | 0 | 2 | 5 | 0 | 0 | 0 |
| | | | | Female% | 40.9 | 9.1 | 0.0 | 9.1 | 22.7 | 0.0 | 0.0 | 0.0 |

California State University, Los Angeles

Snapshot Date: 11/01/2020

Workforce Analysis

Organizational Unit: ECST Student Services

| Job Code | Job Title | Total | | Total | | | | | | | | |
|------------------------------|---------------------------|----------|-------------|-----------------|-------------|-------------|------------|-------------|-------------|------------|------------|------------|
| | | EMP | MIN | EMP | W | AA | H | A | NA | PI | 2+ | |
| 1035 | Admin Support Coord 12 Mo | 1 | 1 | Male | 0 | 0 | 0 | 0 | 0 | 0 | 0 | 0 |
| | | | | Female | 1 | 0 | 0 | 0 | 1 | 0 | 0 | 0 |
| 3082 | SSP II | 2 | 2 | Male | 1 | 0 | 0 | 1 | 0 | 0 | 0 | 0 |
| | | | | Female | 1 | 0 | 0 | 1 | 0 | 0 | 0 | 0 |
| 2358 - ECST Student Services | Lecturer AY | 2 | 0 | Male | 1 | 1 | 0 | 0 | 0 | 0 | 0 | 0 |
| | | | | Female | 1 | 1 | 0 | 0 | 0 | 0 | 0 | 0 |
| 3084 | SSP III | 1 | 1 | Male | 0 | 0 | 0 | 0 | 0 | 0 | 0 | 0 |
| | | | | Female | 1 | 0 | 0 | 1 | 0 | 0 | 0 | 0 |
| 3312 | Administrator II | 1 | 1 | Male | 0 | 0 | 0 | 0 | 0 | 0 | 0 | 0 |
| | | | | Female | 1 | 0 | 0 | 1 | 0 | 0 | 0 | 0 |
| Grand Total # | | 7 | 5 | Male # | 2 | 1 | 0 | 1 | 0 | 0 | 0 | 0 |
| Grand Total % | | | 71.4 | Male % | 28.6 | 14.3 | 0.0 | 14.3 | 0.0 | 0.0 | 0.0 | 0.0 |
| | | | | Female # | 5 | 1 | 0 | 3 | 1 | 0 | 0 | 0 |
| | | | | Female% | 71.4 | 14.3 | 0.0 | 42.9 | 14.3 | 0.0 | 0.0 | 0.0 |

California State University, Los Angeles

Snapshot Date: 11/01/2020

Workforce Analysis

Organizational Unit: EdD in Educational Leadership

| Job Code | Job Title | Total | | Total | | | | | | | | |
|--------------------------------------|---------------------------|----------|--------------|-----------------|-------------|------------|------------|-------------|-------------|------------|------------|-------------|
| | | EMP | MIN | EMP | W | AA | H | A | NA | PI | 2+ | |
| 1035 | Admin Support Coord 12 Mo | 1 | 1 | Male | 0 | 0 | 0 | 0 | 0 | 0 | 0 | 0 |
| | | | | Female | 1 | 0 | 0 | 1 | 0 | 0 | 0 | 0 |
| 3082 | SSP II | 1 | 1 | Male | 0 | 0 | 0 | 0 | 0 | 0 | 0 | 0 |
| | | | | Female | 1 | 0 | 0 | 1 | 0 | 0 | 0 | 0 |
| 2358 - EdD in Educational Leadership | Lecturer AY | 4 | 4 | Male | 1 | 0 | 0 | 1 | 0 | 0 | 0 | 0 |
| | | | | Female | 3 | 0 | 0 | 1 | 2 | 0 | 0 | 0 |
| 5680 | Research Technician III | 1 | 1 | Male | 0 | 0 | 0 | 0 | 0 | 0 | 0 | 0 |
| | | | | Female | 1 | 0 | 0 | 0 | 1 | 0 | 0 | 0 |
| 2360 - EdD in Educational Leadership | Instr Fac AY | 2 | 2 | Male | 0 | 0 | 0 | 0 | 0 | 0 | 0 | 0 |
| | | | | Female | 2 | 0 | 0 | 1 | 0 | 0 | 0 | 1 |
| Grand Total # | | 9 | 9 | Male # | 1 | 0 | 0 | 1 | 0 | 0 | 0 | 0 |
| Grand Total % | | | 100.0 | Male % | 11.1 | 0.0 | 0.0 | 11.1 | 0.0 | 0.0 | 0.0 | 0.0 |
| | | | | Female # | 8 | 0 | 0 | 4 | 3 | 0 | 0 | 1 |
| | | | | Female% | 88.9 | 0.0 | 0.0 | 44.4 | 33.3 | 0.0 | 0.0 | 11.1 |

California State University, Los Angeles

Snapshot Date: 11/01/2020

Workforce Analysis

Organizational Unit: Electrical & Computer Engr

| Job Code | Job Title | Total | | Total | | | | | | | | |
|-----------------------------------|---------------------------|-----------|-------------|-----------------|-------------|-------------|------------|-------------|-------------|------------|------------|------------|
| | | EMP | MIN | EMP | W | AA | H | A | NA | PI | 2+ | |
| 2355 | Graduate Assistant | 2 | 2 | Male | 1 | 0 | 0 | 0 | 1 | 0 | 0 | 0 |
| | | | | Female | 1 | 0 | 0 | 1 | 0 | 0 | 0 | 0 |
| 2354 - Electrical & Computer Engr | Teaching Associate AY | 1 | 1 | Male | 1 | 0 | 0 | 1 | 0 | 0 | 0 | 0 |
| | | | | Female | 0 | 0 | 0 | 0 | 0 | 0 | 0 | 0 |
| 2358 - Electrical & Computer Engr | Lecturer AY | 11 | 6 | Male | 10 | 4 | 0 | 2 | 3 | 0 | 0 | 1 |
| | | | | Female | 1 | 1 | 0 | 0 | 0 | 0 | 0 | 0 |
| 1035 | Admin Support Coord 12 Mo | 1 | 0 | Male | 0 | 0 | 0 | 0 | 0 | 0 | 0 | 0 |
| | | | | Female | 1 | 1 | 0 | 0 | 0 | 0 | 0 | 0 |
| 2360 - Electrical & Computer Engr | Instr Fac AY | 7 | 2 | Male | 4 | 3 | 0 | 0 | 0 | 0 | 0 | 1 |
| | | | | Female | 3 | 2 | 0 | 0 | 1 | 0 | 0 | 0 |
| 2481 - Electrical & Computer Engr | Dept Chair 12 Mo | 1 | 1 | Male | 1 | 0 | 0 | 0 | 1 | 0 | 0 | 0 |
| | | | | Female | 0 | 0 | 0 | 0 | 0 | 0 | 0 | 0 |
| Grand Total # | | 23 | 12 | Male # | 17 | 7 | 0 | 3 | 5 | 0 | 0 | 2 |
| Grand Total % | | | 52.2 | Male % | 73.9 | 30.4 | 0.0 | 13.0 | 21.7 | 0.0 | 0.0 | 8.7 |
| | | | | Female # | 6 | 4 | 0 | 1 | 1 | 0 | 0 | 0 |
| | | | | Female% | 26.1 | 17.4 | 0.0 | 4.3 | 4.3 | 0.0 | 0.0 | 0.0 |

California State University, Los Angeles

Snapshot Date: 11/01/2020

Workforce Analysis

Organizational Unit: Electrical Shop

| Job Code | Job Title | Total | | Total | | | | | | | | |
|----------------------|-----------------------------|----------|--------------|-----------------|--------------|------------|------------|--------------|------------|------------|------------|------------|
| | | EMP | MIN | EMP | W | AA | H | A | NA | PI | 2+ | |
| 6940 | Facilities Maintenance Mech | 2 | 2 | Male | 2 | 0 | 0 | 2 | 0 | 0 | 0 | 0 |
| | | | | Female | 0 | 0 | 0 | 0 | 0 | 0 | 0 | |
| 6533 | Electrician | 2 | 2 | Male | 2 | 0 | 0 | 2 | 0 | 0 | 0 | 0 |
| | | | | Female | 0 | 0 | 0 | 0 | 0 | 0 | 0 | |
| 6534 | Sprvsng Electrician | 1 | 1 | Male | 1 | 0 | 0 | 1 | 0 | 0 | 0 | 0 |
| | | | | Female | 0 | 0 | 0 | 0 | 0 | 0 | 0 | |
| 6532 | Lead Electrician | 1 | 1 | Male | 1 | 0 | 0 | 1 | 0 | 0 | 0 | 0 |
| | | | | Female | 0 | 0 | 0 | 0 | 0 | 0 | 0 | |
| Grand Total # | | 6 | 6 | Male # | 6 | 0 | 0 | 6 | 0 | 0 | 0 | 0 |
| Grand Total % | | | 100.0 | Male % | 100.0 | 0.0 | 0.0 | 100.0 | 0.0 | 0.0 | 0.0 | 0.0 |
| | | | | Female # | 0 | 0 | 0 | 0 | 0 | 0 | 0 | 0 |
| | | | | Female% | 0.0 | 0.0 | 0.0 | 0.0 | 0.0 | 0.0 | 0.0 | 0.0 |

California State University, Los Angeles

Snapshot Date: 11/01/2020

Workforce Analysis

Organizational Unit: English

| Job Code | Job Title | Total | | Total | | | | | | | | |
|----------------------|-------------------------------|-----------|-------------|-----------------|-------------|-------------|------------|-------------|-------------|------------|------------|------------|
| | | EMP | MIN | EMP | W | AA | H | A | NA | PI | 2+ | |
| 2355 | Graduate Assistant | 7 | 6 | Male | 0 | 0 | 0 | 0 | 0 | 0 | 0 | 0 |
| | | | | Female | 7 | 1 | 0 | 5 | 1 | 0 | 0 | |
| 1032 | Admin Support Assistant 12 Mo | 1 | 1 | Male | 0 | 0 | 0 | 0 | 0 | 0 | 0 | |
| | | | | Female | 1 | 0 | 0 | 1 | 0 | 0 | 0 | |
| 2354 - English | Teaching Associate AY | 7 | 5 | Male | 3 | 0 | 0 | 3 | 0 | 0 | 0 | |
| | | | | Female | 4 | 2 | 0 | 0 | 2 | 0 | 0 | |
| 1035 | Admin Support Coord 12 Mo | 1 | 1 | Male | 1 | 0 | 0 | 1 | 0 | 0 | 0 | |
| | | | | Female | 0 | 0 | 0 | 0 | 0 | 0 | 0 | |
| 2358 - English | Lecturer AY | 40 | 21 | Male | 16 | 5 | 0 | 4 | 5 | 0 | 2 | |
| | | | | Female | 24 | 14 | 1 | 4 | 1 | 0 | 4 | |
| 2360 - English | Instr Fac AY | 17 | 7 | Male | 9 | 4 | 0 | 1 | 4 | 0 | 0 | |
| | | | | Female | 8 | 6 | 0 | 1 | 1 | 0 | 0 | |
| 2361 - English | Instr Fac 12 Mo | 1 | 1 | Male | 0 | 0 | 0 | 0 | 0 | 0 | 0 | |
| | | | | Female | 1 | 0 | 0 | 1 | 0 | 0 | 0 | |
| 2481 - English | Dept Chair 12 Mo | 1 | 1 | Male | 0 | 0 | 0 | 0 | 0 | 0 | 0 | |
| | | | | Female | 1 | 0 | 0 | 1 | 0 | 0 | 0 | |
| Grand Total # | | 75 | 43 | Male # | 29 | 9 | 0 | 9 | 9 | 0 | 0 | 2 |
| Grand Total % | | | 57.3 | Male % | 38.7 | 12.0 | 0.0 | 12.0 | 12.0 | 0.0 | 0.0 | 2.7 |
| | | | | Female # | 46 | 23 | 1 | 13 | 5 | 0 | 0 | 4 |
| | | | | Female% | 61.3 | 30.7 | 1.3 | 17.3 | 6.7 | 0.0 | 0.0 | 5.3 |

California State University, Los Angeles

Snapshot Date: 11/01/2020

Workforce Analysis

Organizational Unit: Engr Comp Sci & Tech--Dean

| Job Code | Job Title | Total | | Total | | | | | | | | |
|-----------------------------------|--------------------------------|-------|-----|--------|---|----|---|---|----|----|----|---|
| | | EMP | MIN | EMP | W | AA | H | A | NA | PI | 2+ | |
| 7012 | Equip Tech II, Electro-Mechnl | 2 | 2 | Male | 2 | 0 | 0 | 2 | 0 | 0 | 0 | 0 |
| | | | | Female | 0 | 0 | 0 | 0 | 0 | 0 | 0 | |
| 3082 | SSP II | 2 | 2 | Male | 1 | 0 | 0 | 1 | 0 | 0 | 0 | 0 |
| | | | | Female | 1 | 0 | 0 | 1 | 0 | 0 | 0 | 0 |
| 1038 | Admin Analyst/Spclst 12 Mo | 3 | 3 | Male | 0 | 0 | 0 | 0 | 0 | 0 | 0 | 0 |
| | | | | Female | 3 | 0 | 0 | 2 | 0 | 0 | 0 | 1 |
| 3084 | SSP III | 1 | 1 | Male | 0 | 0 | 0 | 0 | 0 | 0 | 0 | 0 |
| | | | | Female | 1 | 0 | 0 | 1 | 0 | 0 | 0 | 0 |
| 420 | Info Tech Consultant 12 Mo | 3 | 3 | Male | 3 | 0 | 0 | 1 | 2 | 0 | 0 | 0 |
| | | | | Female | 0 | 0 | 0 | 0 | 0 | 0 | 0 | 0 |
| 7013 | Equip Tech II, Electronic | 1 | 1 | Male | 1 | 0 | 0 | 1 | 0 | 0 | 0 | 0 |
| | | | | Female | 0 | 0 | 0 | 0 | 0 | 0 | 0 | 0 |
| 2358 - Engr Comp Sci & Tech--Dean | Lecturer AY | 4 | 1 | Male | 3 | 2 | 1 | 0 | 0 | 0 | 0 | 0 |
| | | | | Female | 1 | 1 | 0 | 0 | 0 | 0 | 0 | 0 |
| 800 | Pub Affairs/Comm Spec 12 Mo | 1 | 0 | Male | 0 | 0 | 0 | 0 | 0 | 0 | 0 | 0 |
| | | | | Female | 1 | 1 | 0 | 0 | 0 | 0 | 0 | 0 |
| 7021 | Equip Tech III, Mechanical | 1 | 0 | Male | 1 | 1 | 0 | 0 | 0 | 0 | 0 | 0 |
| | | | | Female | 0 | 0 | 0 | 0 | 0 | 0 | 0 | 0 |
| 7023 | Equip Tech III, Electronic | 1 | 0 | Male | 1 | 1 | 0 | 0 | 0 | 0 | 0 | 0 |
| | | | | Female | 0 | 0 | 0 | 0 | 0 | 0 | 0 | 0 |
| 3312 | Administrator II | 3 | 2 | Male | 3 | 1 | 0 | 1 | 1 | 0 | 0 | 0 |
| | | | | Female | 0 | 0 | 0 | 0 | 0 | 0 | 0 | 0 |
| 2393 - Engr Comp Sci & Tech--Dean | Visiting Faculty-Academic Year | 1 | 0 | Male | 0 | 0 | 0 | 0 | 0 | 0 | 0 | 0 |
| | | | | Female | 1 | 1 | 0 | 0 | 0 | 0 | 0 | 0 |
| 3306 | Administrator III | 1 | 1 | Male | 0 | 0 | 0 | 0 | 0 | 0 | 0 | 0 |
| | | | | Female | 1 | 0 | 0 | 0 | 1 | 0 | 0 | 0 |

California State University, Los Angeles

Snapshot Date: 11/01/2020

Workforce Analysis

Organizational Unit: Engr Comp Sci & Tech--Dean

| Job Code | Job Title | Total | | Total | | | | | | | | |
|----------------------|------------------|-----------|-------------|----------|------|------|-----|------|------|-----|-----|-----|
| | | EMP | MIN | EMP | W | AA | H | A | NA | PI | 2+ | |
| 3300 | Administrator IV | 1 | 0 | Male | 0 | 0 | 0 | 0 | 0 | 0 | 0 | 0 |
| | | | | Female | 1 | 1 | 0 | 0 | 0 | 0 | 0 | 0 |
| Grand Total # | | 25 | 16 | Male # | 15 | 5 | 1 | 6 | 3 | 0 | 0 | 0 |
| Grand Total % | | | 64.0 | Male % | 60.0 | 20.0 | 4.0 | 24.0 | 12.0 | 0.0 | 0.0 | 0.0 |
| | | | | Female # | 10 | 4 | 0 | 4 | 1 | 0 | 0 | 1 |
| | | | | Female% | 40.0 | 16.0 | 0.0 | 16.0 | 4.0 | 0.0 | 0.0 | 4.0 |

California State University, Los Angeles

Snapshot Date: 11/01/2020

Workforce Analysis

Organizational Unit: Enterprise Applications

| Job Code | Job Title | Total | | Total | | | | | | | | |
|----------------------|--------------------------|-----------|-------------|-----------------|-------------|-------------|------------|------------|-------------|------------|------------|------------|
| | | EMP | MIN | EMP | W | AA | H | A | NA | PI | 2+ | |
| 400 | Analyst/Programmer 12 Mo | 11 | 6 | Male | 9 | 3 | 0 | 0 | 6 | 0 | 0 | 0 |
| | | | | Female | 2 | 2 | 0 | 0 | 0 | 0 | 0 | |
| 3312 | Administrator II | 1 | 1 | Male | 0 | 0 | 0 | 0 | 0 | 0 | 0 | 0 |
| | | | | Female | 1 | 0 | 0 | 0 | 1 | 0 | 0 | 0 |
| 3306 | Administrator III | 2 | 2 | Male | 2 | 0 | 0 | 0 | 2 | 0 | 0 | 0 |
| | | | | Female | 0 | 0 | 0 | 0 | 0 | 0 | 0 | 0 |
| Grand Total # | | 14 | 9 | Male # | 11 | 3 | 0 | 0 | 8 | 0 | 0 | 0 |
| Grand Total % | | | 64.3 | Male % | 78.6 | 21.4 | 0.0 | 0.0 | 57.1 | 0.0 | 0.0 | 0.0 |
| | | | | Female # | 3 | 2 | 0 | 0 | 1 | 0 | 0 | 0 |
| | | | | Female% | 21.4 | 14.3 | 0.0 | 0.0 | 7.1 | 0.0 | 0.0 | 0.0 |

California State University, Los Angeles

Snapshot Date: 11/01/2020

Workforce Analysis

Organizational Unit: Environmental Health & Safety

| Job Code | Job Title | Total | | Total | | | | | | | | |
|----------------------|-------------------------------|----------|-------------|-----------------|-------------|-------------|-------------|-------------|-------------|------------|------------|------------|
| | | EMP | MIN | EMP | W | AA | H | A | NA | PI | 2+ | |
| 1035 | Admin Support Coord 12 Mo | 1 | 1 | Male | 0 | 0 | 0 | 0 | 0 | 0 | 0 | 0 |
| | | | | Female | 1 | 0 | 0 | 1 | 0 | 0 | 0 | 0 |
| 1617 | Instructional Support Tech II | 1 | 1 | Male | 1 | 0 | 1 | 0 | 0 | 0 | 0 | 0 |
| | | | | Female | 0 | 0 | 0 | 0 | 0 | 0 | 0 | 0 |
| 1038 | Admin Analyst/Splst 12 Mo | 1 | 1 | Male | 1 | 0 | 0 | 1 | 0 | 0 | 0 | 0 |
| | | | | Female | 0 | 0 | 0 | 0 | 0 | 0 | 0 | 0 |
| 3318 | Administrator I | 1 | 0 | Male | 1 | 1 | 0 | 0 | 0 | 0 | 0 | 0 |
| | | | | Female | 0 | 0 | 0 | 0 | 0 | 0 | 0 | 0 |
| 3312 | Administrator II | 1 | 1 | Male | 0 | 0 | 0 | 0 | 0 | 0 | 0 | 0 |
| | | | | Female | 1 | 0 | 0 | 0 | 1 | 0 | 0 | 0 |
| Grand Total # | | 5 | 4 | Male # | 3 | 1 | 1 | 1 | 0 | 0 | 0 | 0 |
| Grand Total % | | | 80.0 | Male % | 60.0 | 20.0 | 20.0 | 20.0 | 0.0 | 0.0 | 0.0 | 0.0 |
| | | | | Female # | 2 | 0 | 0 | 1 | 1 | 0 | 0 | 0 |
| | | | | Female% | 40.0 | 0.0 | 0.0 | 20.0 | 20.0 | 0.0 | 0.0 | 0.0 |

California State University, Los Angeles

Snapshot Date: 11/01/2020

Workforce Analysis

Organizational Unit: EOP

| Job Code | Job Title | Total | | Total | | | | | | | | |
|----------------------|-------------------------------|-----------|--------------|-----------------|-------------|------------|-------------|-------------|------------|------------|------------|------------|
| | | EMP | MIN | EMP | W | AA | H | A | NA | PI | 2+ | |
| 1032 | Admin Support Assistant 12 Mo | 1 | 1 | Male | 1 | 0 | 0 | 1 | 0 | 0 | 0 | 0 |
| | | | | Female | 0 | 0 | 0 | 0 | 0 | 0 | 0 | |
| 1035 | Admin Support Coord 12 Mo | 2 | 2 | Male | 0 | 0 | 0 | 0 | 0 | 0 | 0 | 0 |
| | | | | Female | 2 | 0 | 0 | 2 | 0 | 0 | 0 | 0 |
| 3079 | SSP I | 1 | 1 | Male | 1 | 0 | 0 | 0 | 0 | 0 | 0 | 1 |
| | | | | Female | 0 | 0 | 0 | 0 | 0 | 0 | 0 | 0 |
| 1038 | Admin Analyst/Spclst 12 Mo | 1 | 1 | Male | 0 | 0 | 0 | 0 | 0 | 0 | 0 | 0 |
| | | | | Female | 1 | 0 | 0 | 1 | 0 | 0 | 0 | 0 |
| 3084 | SSP III | 6 | 6 | Male | 3 | 0 | 0 | 3 | 0 | 0 | 0 | 0 |
| | | | | Female | 3 | 0 | 2 | 0 | 0 | 0 | 0 | 1 |
| 3318 | Administrator I | 1 | 1 | Male | 1 | 0 | 1 | 0 | 0 | 0 | 0 | 0 |
| | | | | Female | 0 | 0 | 0 | 0 | 0 | 0 | 0 | 0 |
| 3312 | Administrator II | 2 | 2 | Male | 0 | 0 | 0 | 0 | 0 | 0 | 0 | 0 |
| | | | | Female | 2 | 0 | 1 | 1 | 0 | 0 | 0 | 0 |
| Grand Total # | | 14 | 14 | Male # | 6 | 0 | 1 | 4 | 0 | 0 | 0 | 1 |
| Grand Total % | | | 100.0 | Male % | 42.9 | 0.0 | 7.1 | 28.6 | 0.0 | 0.0 | 0.0 | 7.1 |
| | | | | Female # | 8 | 0 | 3 | 4 | 0 | 0 | 0 | 1 |
| | | | | Female% | 57.1 | 0.0 | 21.4 | 28.6 | 0.0 | 0.0 | 0.0 | 7.1 |

California State University, Los Angeles

Snapshot Date: 11/01/2020

Workforce Analysis

Organizational Unit: Equity and Diversity

| Job Code | Job Title | Total | | Total | | | | | | | | |
|----------------------|---------------------------|----------|-------------|-----------------|--------------|-------------|-------------|-------------|------------|------------|------------|------------|
| | | EMP | MIN | EMP | W | AA | H | A | NA | PI | 2+ | |
| 1035 | Admin Support Coord 12 Mo | 1 | 1 | Male | 0 | 0 | 0 | 0 | 0 | 0 | 0 | 0 |
| | | | | Female | 1 | 0 | 0 | 1 | 0 | 0 | 0 | 0 |
| 3318 | Administrator I | 1 | 0 | Male | 0 | 0 | 0 | 0 | 0 | 0 | 0 | 0 |
| | | | | Female | 1 | 1 | 0 | 0 | 0 | 0 | 0 | 0 |
| 3312 | Administrator II | 1 | 1 | Male | 0 | 0 | 0 | 0 | 0 | 0 | 0 | 0 |
| | | | | Female | 1 | 0 | 1 | 0 | 0 | 0 | 0 | 0 |
| Grand Total # | | 3 | 2 | Male # | 0 | 0 | 0 | 0 | 0 | 0 | 0 | 0 |
| Grand Total % | | | 66.7 | Male % | 0.0 | 0.0 | 0.0 | 0.0 | 0.0 | 0.0 | 0.0 | 0.0 |
| | | | | Female # | 3 | 1 | 1 | 1 | 0 | 0 | 0 | 0 |
| | | | | Female% | 100.0 | 33.3 | 33.3 | 33.3 | 0.0 | 0.0 | 0.0 | 0.0 |

California State University, Los Angeles

Snapshot Date: 11/01/2020

Workforce Analysis

Organizational Unit: Equity, Diversity & Inclusion

| Job Code | Job Title | Total | | Total | | | | | | | | |
|----------------------|----------------------------|----------|-------------|----------|-------------|-------------|------------|-------------|-------------|------------|------------|---|
| | | EMP | MIN | EMP | W | AA | H | A | NA | PI | 2+ | |
| 1035 | Admin Support Coord 12 Mo | 1 | 0 | Male | 0 | 0 | 0 | 0 | 0 | 0 | 0 | 0 |
| | | | | Female | 1 | 1 | 0 | 0 | 0 | 0 | 0 | |
| 1038 | Admin Analyst/Spclst 12 Mo | 1 | 1 | Male | 0 | 0 | 0 | 0 | 0 | 0 | 0 | |
| | | | | Female | 1 | 0 | 0 | 0 | 1 | 0 | 0 | |
| 3306 | Administrator III | 1 | 1 | Male | 1 | 0 | 0 | 1 | 0 | 0 | 0 | |
| | | | | Female | 0 | 0 | 0 | 0 | 0 | 0 | 0 | |
| 3300 | Administrator IV | 1 | 1 | Male | 1 | 0 | 0 | 1 | 0 | 0 | 0 | |
| | | | | Female | 0 | 0 | 0 | 0 | 0 | 0 | 0 | |
| Grand Total # | | 4 | 3 | Male # | 2 | 0 | 0 | 2 | 0 | 0 | 0 | |
| Grand Total % | | | 75.0 | Male % | 50.0 | 0.0 | 0.0 | 50.0 | 0.0 | 0.0 | 0.0 | |
| | | | | Female # | 2 | 1 | 0 | 0 | 1 | 0 | 0 | |
| | | | | Female% | 50.0 | 25.0 | 0.0 | 0.0 | 25.0 | 0.0 | 0.0 | |

California State University, Los Angeles

Snapshot Date: 11/01/2020

Workforce Analysis

Organizational Unit: Extended Education

| Job Code | Job Title | Total | | Total | | | | | | | | |
|----------------------|----------------------------|----------|--------------|----------|-------------|------------|------------|-------------|-------------|------------|------------|------------|
| | | EMP | MIN | EMP | W | AA | H | A | NA | PI | 2+ | |
| 1038 | Admin Analyst/Spclst 12 Mo | 2 | 2 | Male | 0 | 0 | 0 | 0 | 0 | 0 | 0 | 0 |
| | | | | Female | 2 | 0 | 0 | 2 | 0 | 0 | 0 | 0 |
| 3300 | Administrator IV | 1 | 1 | Male | 1 | 0 | 0 | 0 | 1 | 0 | 0 | 0 |
| | | | | Female | 0 | 0 | 0 | 0 | 0 | 0 | 0 | 0 |
| Grand Total # | | 3 | 3 | Male # | 1 | 0 | 0 | 0 | 1 | 0 | 0 | 0 |
| Grand Total % | | | 100.0 | Male % | 33.3 | 0.0 | 0.0 | 0.0 | 33.3 | 0.0 | 0.0 | 0.0 |
| | | | | Female # | 2 | 0 | 0 | 2 | 0 | 0 | 0 | 0 |
| | | | | Female% | 66.7 | 0.0 | 0.0 | 66.7 | 0.0 | 0.0 | 0.0 | 0.0 |

California State University, Los Angeles

Snapshot Date: 11/01/2020

Workforce Analysis

Organizational Unit: Fac Svcs SI-Facilities

| Job Code | Job Title | Total | | Total | | | | | | | | |
|----------------------|-------------------------|-------|------|----------|-------|------|-----|------|-----|-----|-----|---|
| | | EMP | MIN | EMP | W | AA | H | A | NA | PI | 2+ | |
| 6265 | Facilities Project Supv | 2 | 1 | Male | 2 | 1 | 0 | 1 | 0 | 0 | 0 | 0 |
| | | | | Female | 0 | 0 | 0 | 0 | 0 | 0 | 0 | |
| Grand Total # | | 2 | 1 | Male # | 2 | 1 | 0 | 1 | 0 | 0 | 0 | |
| Grand Total % | | | 50.0 | Male % | 100.0 | 50.0 | 0.0 | 50.0 | 0.0 | 0.0 | 0.0 | |
| | | | | Female # | 0 | 0 | 0 | 0 | 0 | 0 | 0 | |
| | | | | Female% | 0.0 | 0.0 | 0.0 | 0.0 | 0.0 | 0.0 | 0.0 | |

California State University, Los Angeles

Snapshot Date: 11/01/2020

Workforce Analysis

Organizational Unit: Facilities Operations Office

| Job Code | Job Title | Total | | Total | | | | | | | | |
|----------------------|-------------------------------|----------|-------------|-----------------|-------------|-------------|-------------|-------------|-------------|------------|------------|------------|
| | | EMP | MIN | EMP | W | AA | H | A | NA | PI | 2+ | |
| 1032 | Admin Support Assistant 12 Mo | 1 | 1 | Male | 0 | 0 | 0 | 0 | 0 | 0 | 0 | 0 |
| | | | | Female | 1 | 0 | 0 | 1 | 0 | 0 | 0 | 0 |
| 1741 | Accounting Technician II | 1 | 1 | Male | 0 | 0 | 0 | 0 | 0 | 0 | 0 | 0 |
| | | | | Female | 1 | 0 | 0 | 1 | 0 | 0 | 0 | 0 |
| 1762 | Accountant I | 1 | 1 | Male | 1 | 0 | 0 | 0 | 1 | 0 | 0 | 0 |
| | | | | Female | 0 | 0 | 0 | 0 | 0 | 0 | 0 | 0 |
| 1038 | Admin Analyst/Spclst 12 Mo | 1 | 1 | Male | 1 | 0 | 0 | 1 | 0 | 0 | 0 | 0 |
| | | | | Female | 0 | 0 | 0 | 0 | 0 | 0 | 0 | 0 |
| 3312 | Administrator II | 4 | 2 | Male | 4 | 2 | 1 | 1 | 0 | 0 | 0 | 0 |
| | | | | Female | 0 | 0 | 0 | 0 | 0 | 0 | 0 | 0 |
| 3306 | Administrator III | 1 | 0 | Male | 1 | 1 | 0 | 0 | 0 | 0 | 0 | 0 |
| | | | | Female | 0 | 0 | 0 | 0 | 0 | 0 | 0 | 0 |
| Grand Total # | | 9 | 6 | Male # | 7 | 3 | 1 | 2 | 1 | 0 | 0 | 0 |
| Grand Total % | | | 66.7 | Male % | 77.8 | 33.3 | 11.1 | 22.2 | 11.1 | 0.0 | 0.0 | 0.0 |
| | | | | Female # | 2 | 0 | 0 | 2 | 0 | 0 | 0 | 0 |
| | | | | Female% | 22.2 | 0.0 | 0.0 | 22.2 | 0.0 | 0.0 | 0.0 | 0.0 |

California State University, Los Angeles

Snapshot Date: 11/01/2020

Workforce Analysis

Organizational Unit: Finance and Law

| Job Code | Job Title | Total | | Total | | | | | | | | |
|------------------------|------------------|-----------|-------------|-----------------|-------------|-------------|------------|------------|-------------|------------|------------|------------|
| | | EMP | MIN | EMP | W | AA | H | A | NA | PI | 2+ | |
| 2358 - Finance and Law | Lecturer AY | 9 | 6 | Male | 7 | 2 | 0 | 0 | 4 | 0 | 0 | 1 |
| | | | | Female | 2 | 1 | 0 | 0 | 1 | 0 | 0 | |
| 2360 - Finance and Law | Instr Fac AY | 13 | 10 | Male | 8 | 2 | 2 | 0 | 4 | 0 | 0 | 0 |
| | | | | Female | 5 | 1 | 0 | 0 | 4 | 0 | 0 | |
| 2481 - Finance and Law | Dept Chair 12 Mo | 1 | 1 | Male | 0 | 0 | 0 | 0 | 0 | 0 | 0 | 0 |
| | | | | Female | 1 | 0 | 0 | 0 | 1 | 0 | 0 | |
| Grand Total # | | 23 | 17 | Male # | 15 | 4 | 2 | 0 | 8 | 0 | 0 | 1 |
| Grand Total % | | | 73.9 | Male % | 65.2 | 17.4 | 8.7 | 0.0 | 34.8 | 0.0 | 0.0 | 4.3 |
| | | | | Female # | 8 | 2 | 0 | 0 | 6 | 0 | 0 | 0 |
| | | | | Female% | 34.8 | 8.7 | 0.0 | 0.0 | 26.1 | 0.0 | 0.0 | 0.0 |

California State University, Los Angeles

Snapshot Date: 11/01/2020

Workforce Analysis

Organizational Unit: Fire Life Safety

| Job Code | Job Title | Total | | Total | | | | | | | | | |
|----------------------|-------------|----------|------------|-----------------|--------------|--------------|------------|------------|------------|------------|------------|------------|------------|
| | | EMP | MIN | EMP | W | AA | H | A | NA | PI | 2+ | | |
| 6533 | Electrician | 1 | 0 | Male | 1 | 1 | 0 | 0 | 0 | 0 | 0 | 0 | 0 |
| | | | | Female | 0 | 0 | 0 | 0 | 0 | 0 | 0 | 0 | 0 |
| Grand Total # | | 1 | 0 | Male # | 1 | 1 | 0 | 0 | 0 | 0 | 0 | 0 | 0 |
| Grand Total % | | | 0.0 | Male % | 100.0 | 100.0 | 0.0 | 0.0 | 0.0 | 0.0 | 0.0 | 0.0 | 0.0 |
| | | | | Female # | 0 | 0 | 0 | 0 | 0 | 0 | 0 | 0 | 0 |
| | | | | Female% | 0.0 | 0.0 | 0.0 | 0.0 | 0.0 | 0.0 | 0.0 | 0.0 | 0.0 |

California State University, Los Angeles

Snapshot Date: 11/01/2020

Workforce Analysis

Organizational Unit: Geological Sciences

| Job Code | Job Title | Total | | Total | | | | | | | | |
|----------------------------|-------------------------------|-----------|-------------|-----------------|-------------|-------------|------------|-------------|-------------|------------|------------|------------|
| | | EMP | MIN | EMP | W | AA | H | A | NA | PI | 2+ | |
| 1032 | Admin Support Assistant 12 Mo | 1 | 1 | Male | 1 | 0 | 0 | 1 | 0 | 0 | 0 | 0 |
| | | | | Female | 0 | 0 | 0 | 0 | 0 | 0 | 0 | |
| 1035 | Admin Support Coord 12 Mo | 1 | 1 | Male | 0 | 0 | 0 | 0 | 0 | 0 | 0 | 0 |
| | | | | Female | 1 | 0 | 1 | 0 | 0 | 0 | 0 | 0 |
| 2358 - Geological Sciences | Lecturer AY | 15 | 8 | Male | 9 | 4 | 0 | 1 | 2 | 0 | 0 | 2 |
| | | | | Female | 6 | 3 | 0 | 2 | 0 | 0 | 0 | 1 |
| 2360 - Geological Sciences | Instr Fac AY | 8 | 5 | Male | 6 | 3 | 0 | 1 | 2 | 0 | 0 | 0 |
| | | | | Female | 2 | 0 | 0 | 0 | 1 | 0 | 0 | 1 |
| 2481 - Geological Sciences | Dept Chair 12 Mo | 1 | 0 | Male | 1 | 1 | 0 | 0 | 0 | 0 | 0 | 0 |
| | | | | Female | 0 | 0 | 0 | 0 | 0 | 0 | 0 | 0 |
| Grand Total # | | 26 | 15 | Male # | 17 | 8 | 0 | 3 | 4 | 0 | 0 | 2 |
| Grand Total % | | | 57.7 | Male % | 65.4 | 30.8 | 0.0 | 11.5 | 15.4 | 0.0 | 0.0 | 7.7 |
| | | | | Female # | 9 | 3 | 1 | 2 | 1 | 0 | 0 | 2 |
| | | | | Female% | 34.6 | 11.5 | 3.8 | 7.7 | 3.8 | 0.0 | 0.0 | 7.7 |

California State University, Los Angeles

Snapshot Date: 11/01/2020

Workforce Analysis

Organizational Unit: Grad Bus Prof Fee

| Job Code | Job Title | Total | | Total | | | | | | | | |
|----------------------|-----------|----------|--------------|-----------------|--------------|------------|------------|------------|--------------|------------|------------|------------|
| | | EMP | MIN | EMP | W | AA | H | A | NA | PI | 2+ | |
| 3084 | SSP III | 1 | 1 | Male | 0 | 0 | 0 | 0 | 0 | 0 | 0 | 0 |
| | | | | Female | 1 | 0 | 0 | 0 | 1 | 0 | 0 | 0 |
| Grand Total # | | 1 | 1 | Male # | 0 | 0 | 0 | 0 | 0 | 0 | 0 | 0 |
| Grand Total % | | | 100.0 | Male % | 0.0 | 0.0 | 0.0 | 0.0 | 0.0 | 0.0 | 0.0 | 0.0 |
| | | | | Female # | 1 | 0 | 0 | 0 | 1 | 0 | 0 | 0 |
| | | | | Female% | 100.0 | 0.0 | 0.0 | 0.0 | 100.0 | 0.0 | 0.0 | 0.0 |

California State University, Los Angeles

Snapshot Date: 11/01/2020

Workforce Analysis

Organizational Unit: Graduate Studies Office

| Job Code | Job Title | Total | | Total | | | | | | | | |
|----------------------|---------------------------|----------|--------------|----------|-------------|------------|-------------|-------------|-------------|------------|------------|-------------|
| | | EMP | MIN | EMP | W | AA | H | A | NA | PI | 2+ | |
| 2355 | Graduate Assistant | 3 | 3 | Male | 1 | 0 | 0 | 1 | 0 | 0 | 0 | 0 |
| | | | | Female | 2 | 0 | 0 | 0 | 1 | 0 | 0 | 1 |
| 1038 | Admin Analyst/Splst 12 Mo | 1 | 1 | Male | 0 | 0 | 0 | 0 | 0 | 0 | 0 | 0 |
| | | | | Female | 1 | 0 | 0 | 1 | 0 | 0 | 0 | 0 |
| 3084 | SSP III | 1 | 1 | Male | 1 | 0 | 0 | 1 | 0 | 0 | 0 | 0 |
| | | | | Female | 0 | 0 | 0 | 0 | 0 | 0 | 0 | 0 |
| 3300 | Administrator IV | 1 | 1 | Male | 0 | 0 | 0 | 0 | 0 | 0 | 0 | 0 |
| | | | | Female | 1 | 0 | 1 | 0 | 0 | 0 | 0 | 0 |
| Grand Total # | | 6 | 6 | Male # | 2 | 0 | 0 | 2 | 0 | 0 | 0 | 0 |
| Grand Total % | | | 100.0 | Male % | 33.3 | 0.0 | 0.0 | 33.3 | 0.0 | 0.0 | 0.0 | 0.0 |
| | | | | Female # | 4 | 0 | 1 | 1 | 1 | 0 | 0 | 1 |
| | | | | Female% | 66.7 | 0.0 | 16.7 | 16.7 | 16.7 | 0.0 | 0.0 | 16.7 |

California State University, Los Angeles

Snapshot Date: 11/01/2020

Workforce Analysis

Organizational Unit: Grounds Dept

| Job Code | Job Title | Total | | Total | | | | | | | | |
|----------------------|-------------------------------|-----------|-------------|-----------------|--------------|------------|------------|-------------|------------|------------|------------|------------|
| | | EMP | MIN | EMP | W | AA | H | A | NA | PI | 2+ | |
| 731 | Groundswoker | 12 | 11 | Male | 12 | 1 | 0 | 10 | 0 | 0 | 0 | 1 |
| | | | | Female | 0 | 0 | 0 | 0 | 0 | 0 | 0 | |
| 745 | Gardening Specialist | 1 | 1 | Male | 1 | 0 | 0 | 1 | 0 | 0 | 0 | |
| | | | | Female | 0 | 0 | 0 | 0 | 0 | 0 | 0 | |
| 6223 | Laborer | 1 | 1 | Male | 1 | 0 | 1 | 0 | 0 | 0 | 0 | |
| | | | | Female | 0 | 0 | 0 | 0 | 0 | 0 | 0 | |
| 735 | Irrigation Specialist | 2 | 2 | Male | 2 | 0 | 0 | 2 | 0 | 0 | 0 | |
| | | | | Female | 0 | 0 | 0 | 0 | 0 | 0 | 0 | |
| 6363 | Light Auto Equipment Operator | 3 | 2 | Male | 3 | 1 | 0 | 2 | 0 | 0 | 0 | |
| | | | | Female | 0 | 0 | 0 | 0 | 0 | 0 | 0 | |
| 726 | Lead Groundswoker | 3 | 3 | Male | 3 | 0 | 0 | 2 | 1 | 0 | 0 | |
| | | | | Female | 0 | 0 | 0 | 0 | 0 | 0 | 0 | |
| Grand Total # | | 22 | 20 | Male # | 22 | 2 | 1 | 17 | 1 | 0 | 0 | 1 |
| Grand Total % | | | 90.9 | Male % | 100.0 | 9.1 | 4.5 | 77.3 | 4.5 | 0.0 | 0.0 | 4.5 |
| | | | | Female # | 0 | 0 | 0 | 0 | 0 | 0 | 0 | 0 |
| | | | | Female% | 0.0 | 0.0 | 0.0 | 0.0 | 0.0 | 0.0 | 0.0 | 0.0 |

California State University, Los Angeles

Snapshot Date: 11/01/2020

Workforce Analysis

Organizational Unit: HC - SSF-Hlth Ed & Wellness

| Job Code | Job Title | Total | | Total | | | | | | | | |
|----------------------|----------------------------|----------|--------------|----------|--------------|------------|------------|------------|------------|------------|------------|--------------|
| | | EMP | MIN | EMP | W | AA | H | A | NA | PI | 2+ | |
| 8145 | Health Education Assistant | 1 | 1 | Male | 0 | 0 | 0 | 0 | 0 | 0 | 0 | 0 |
| | | | | Female | 1 | 0 | 0 | 0 | 0 | 0 | 0 | 0 |
| Grand Total # | | 1 | 1 | Male # | 0 | 0 | 0 | 0 | 0 | 0 | 0 | 0 |
| Grand Total % | | | 100.0 | Male % | 0.0 | 0.0 | 0.0 | 0.0 | 0.0 | 0.0 | 0.0 | 0.0 |
| | | | | Female # | 1 | 0 | 0 | 0 | 0 | 0 | 0 | 1 |
| | | | | Female% | 100.0 | 0.0 | 0.0 | 0.0 | 0.0 | 0.0 | 0.0 | 100.0 |

California State University, Los Angeles

Snapshot Date: 11/01/2020

Workforce Analysis

Organizational Unit: Health & Human Services--Dean

| Job Code | Job Title | Total | | Total | | | | | | | | |
|----------------------|-------------------------------|-----------|-------------|-----------------|-------------|-------------|-------------|-------------|-------------|------------|------------|------------|
| | | EMP | MIN | EMP | W | AA | H | A | NA | PI | 2+ | |
| 1032 | Admin Support Assistant 12 Mo | 1 | 1 | Male | 1 | 0 | 0 | 1 | 0 | 0 | 0 | 0 |
| | | | | Female | 0 | 0 | 0 | 0 | 0 | 0 | 0 | |
| 1038 | Admin Analyst/Spclst 12 Mo | 3 | 3 | Male | 0 | 0 | 0 | 0 | 0 | 0 | 0 | 0 |
| | | | | Female | 3 | 0 | 0 | 2 | 1 | 0 | 0 | 0 |
| 3082 | SSP II | 5 | 5 | Male | 1 | 0 | 0 | 1 | 0 | 0 | 0 | 0 |
| | | | | Female | 4 | 0 | 0 | 3 | 1 | 0 | 0 | 0 |
| 3084 | SSP III | 2 | 2 | Male | 0 | 0 | 0 | 0 | 0 | 0 | 0 | 0 |
| | | | | Female | 2 | 0 | 1 | 1 | 0 | 0 | 0 | 0 |
| 800 | Pub Affairs/Comm Spec 12 Mo | 1 | 1 | Male | 0 | 0 | 0 | 0 | 0 | 0 | 0 | 0 |
| | | | | Female | 1 | 0 | 1 | 0 | 0 | 0 | 0 | 0 |
| 420 | Info Tech Consultant 12 Mo | 2 | 2 | Male | 2 | 0 | 0 | 0 | 2 | 0 | 0 | 0 |
| | | | | Female | 0 | 0 | 0 | 0 | 0 | 0 | 0 | 0 |
| 3312 | Administrator II | 2 | 2 | Male | 0 | 0 | 0 | 0 | 0 | 0 | 0 | 0 |
| | | | | Female | 2 | 0 | 1 | 1 | 0 | 0 | 0 | 0 |
| 3306 | Administrator III | 1 | 0 | Male | 1 | 1 | 0 | 0 | 0 | 0 | 0 | 0 |
| | | | | Female | 0 | 0 | 0 | 0 | 0 | 0 | 0 | 0 |
| 3300 | Administrator IV | 1 | 0 | Male | 1 | 1 | 0 | 0 | 0 | 0 | 0 | 0 |
| | | | | Female | 0 | 0 | 0 | 0 | 0 | 0 | 0 | 0 |
| Grand Total # | | 18 | 16 | Male # | 6 | 2 | 0 | 2 | 2 | 0 | 0 | 0 |
| Grand Total % | | | 88.9 | Male % | 33.3 | 11.1 | 0.0 | 11.1 | 11.1 | 0.0 | 0.0 | 0.0 |
| | | | | Female # | 12 | 0 | 3 | 7 | 2 | 0 | 0 | 0 |
| | | | | Female% | 66.7 | 0.0 | 16.7 | 38.9 | 11.1 | 0.0 | 0.0 | 0.0 |

California State University, Los Angeles

Snapshot Date: 11/01/2020

Workforce Analysis

Organizational Unit: Health Center

| Job Code | Job Title | Total | | Total | | | | | | | | |
|----------|--------------------------------|-------|-----|--------|---|----|---|---|----|----|----|---|
| | | EMP | MIN | EMP | W | AA | H | A | NA | PI | 2+ | |
| 8148 | Medical Assistant | 6 | 5 | Male | 0 | 0 | 0 | 0 | 0 | 0 | 0 | 0 |
| | | | | Female | 6 | 1 | 1 | 2 | 1 | 0 | 0 | 1 |
| 1032 | Admin Support Assistant 12 Mo | 3 | 2 | Male | 1 | 0 | 1 | 0 | 0 | 0 | 0 | 0 |
| | | | | Female | 2 | 1 | 0 | 1 | 0 | 0 | 0 | 0 |
| 1035 | Admin Support Coord 12 Mo | 2 | 2 | Male | 0 | 0 | 0 | 0 | 0 | 0 | 0 | 0 |
| | | | | Female | 2 | 0 | 0 | 1 | 1 | 0 | 0 | 0 |
| 7922 | Phlebotomist/Clinical Lab Asst | 1 | 1 | Male | 0 | 0 | 0 | 0 | 0 | 0 | 0 | 0 |
| | | | | Female | 1 | 0 | 0 | 1 | 0 | 0 | 0 | 0 |
| 8134 | Licensed Vocational Nurse I | 1 | 1 | Male | 0 | 0 | 0 | 0 | 0 | 0 | 0 | 0 |
| | | | | Female | 1 | 0 | 0 | 1 | 0 | 0 | 0 | 0 |
| 3082 | SSP II | 1 | 1 | Male | 0 | 0 | 0 | 0 | 0 | 0 | 0 | 0 |
| | | | | Female | 1 | 0 | 0 | 1 | 0 | 0 | 0 | 0 |
| 8147 | Health Educator | 1 | 1 | Male | 0 | 0 | 0 | 0 | 0 | 0 | 0 | 0 |
| | | | | Female | 1 | 0 | 0 | 1 | 0 | 0 | 0 | 0 |
| 3071 | SSP Academic Related I AY | 2 | 1 | Male | 0 | 0 | 0 | 0 | 0 | 0 | 0 | 0 |
| | | | | Female | 2 | 1 | 0 | 1 | 0 | 0 | 0 | 0 |
| 8154 | Registered Nurse II | 3 | 2 | Male | 0 | 0 | 0 | 0 | 0 | 0 | 0 | 0 |
| | | | | Female | 3 | 1 | 0 | 1 | 1 | 0 | 0 | 0 |
| 1038 | Admin Analyst/Spclst 12 Mo | 3 | 3 | Male | 0 | 0 | 0 | 0 | 0 | 0 | 0 | 0 |
| | | | | Female | 3 | 0 | 1 | 1 | 1 | 0 | 0 | 0 |
| 7996 | Radiologic Technologist II | 1 | 1 | Male | 1 | 0 | 0 | 0 | 1 | 0 | 0 | 0 |
| | | | | Female | 0 | 0 | 0 | 0 | 0 | 0 | 0 | 0 |
| 3070 | SSP Academic Related I 12 Mo | 6 | 5 | Male | 1 | 1 | 0 | 0 | 0 | 0 | 0 | 0 |
| | | | | Female | 5 | 0 | 1 | 3 | 0 | 0 | 0 | 1 |
| 420 | Info Tech Consultant 12 Mo | 1 | 1 | Male | 1 | 0 | 1 | 0 | 0 | 0 | 0 | 0 |
| | | | | Female | 0 | 0 | 0 | 0 | 0 | 0 | 0 | 0 |

California State University, Los Angeles

Snapshot Date: 11/01/2020

Workforce Analysis

Organizational Unit: Health Center

| Job Code | Job Title | Total | | Total | | | | | | | | |
|----------------------|------------------------------|-----------|-------------|-----------------|-------------|-------------|------------|-------------|-------------|------------|------------|------------|
| | | EMP | MIN | EMP | W | AA | H | A | NA | PI | 2+ | |
| 8157 | Registered Nurse III | 2 | 2 | Male | 1 | 0 | 0 | 0 | 1 | 0 | 0 | 0 |
| | | | | Female | 1 | 0 | 0 | 0 | 1 | 0 | 0 | 0 |
| 8161 | Physician Assistant | 1 | 0 | Male | 0 | 0 | 0 | 0 | 0 | 0 | 0 | 0 |
| | | | | Female | 1 | 1 | 0 | 0 | 0 | 0 | 0 | 0 |
| 3312 | Administrator II | 2 | 0 | Male | 1 | 1 | 0 | 0 | 0 | 0 | 0 | 0 |
| | | | | Female | 1 | 1 | 0 | 0 | 0 | 0 | 0 | 0 |
| 8166 | Nurse Practitioner | 2 | 2 | Male | 0 | 0 | 0 | 0 | 0 | 0 | 0 | 0 |
| | | | | Female | 2 | 0 | 0 | 0 | 2 | 0 | 0 | 0 |
| 7992 | Pharmacist I | 1 | 1 | Male | 0 | 0 | 0 | 0 | 0 | 0 | 0 | 0 |
| | | | | Female | 1 | 0 | 0 | 0 | 1 | 0 | 0 | 0 |
| 7993 | Pharmacist II | 1 | 1 | Male | 1 | 0 | 0 | 0 | 1 | 0 | 0 | 0 |
| | | | | Female | 0 | 0 | 0 | 0 | 0 | 0 | 0 | 0 |
| 7737 | Physician | 3 | 3 | Male | 3 | 0 | 0 | 0 | 2 | 0 | 0 | 1 |
| | | | | Female | 0 | 0 | 0 | 0 | 0 | 0 | 0 | 0 |
| 3300 | Administrator IV | 1 | 0 | Male | 0 | 0 | 0 | 0 | 0 | 0 | 0 | 0 |
| | | | | Female | 1 | 1 | 0 | 0 | 0 | 0 | 0 | 0 |
| 7750 | Physician-Specialty Services | 1 | 0 | Male | 1 | 1 | 0 | 0 | 0 | 0 | 0 | 0 |
| | | | | Female | 0 | 0 | 0 | 0 | 0 | 0 | 0 | 0 |
| Grand Total # | | 45 | 35 | Male # | 11 | 3 | 2 | 0 | 5 | 0 | 0 | 1 |
| Grand Total % | | | 77.8 | Male % | 24.4 | 6.7 | 4.4 | 0.0 | 11.1 | 0.0 | 0.0 | 2.2 |
| | | | | Female # | 34 | 7 | 3 | 14 | 8 | 0 | 0 | 2 |
| | | | | Female% | 75.6 | 15.6 | 6.7 | 31.1 | 17.8 | 0.0 | 0.0 | 4.4 |

California State University, Los Angeles

Snapshot Date: 11/01/2020

Workforce Analysis

Organizational Unit: HHS Advisement & Outreach Ctr

| Job Code | Job Title | Total | | Total | | | | | | | | | |
|--------------------------------------|---------------------------|-------|------|----------|------|------|------|------|-----|-----|-----|-----|-----|
| | | EMP | MIN | EMP | W | AA | H | A | NA | PI | 2+ | | |
| 1035 | Admin Support Coord 12 Mo | 1 | 1 | Male | 1 | 0 | 1 | 0 | 0 | 0 | 0 | 0 | 0 |
| | | | | Female | 0 | 0 | 0 | 0 | 0 | 0 | 0 | 0 | 0 |
| 2358 - HHS Advisement & Outreach Ctr | Lecturer AY | 6 | 4 | Male | 4 | 2 | 2 | 0 | 0 | 0 | 0 | 0 | 0 |
| | | | | Female | 2 | 0 | 1 | 1 | 0 | 0 | 0 | 0 | 0 |
| Grand Total # | | 7 | 5 | Male # | 5 | 2 | 3 | 0 | 0 | 0 | 0 | 0 | 0 |
| Grand Total % | | | 71.4 | Male % | 71.4 | 28.6 | 42.9 | 0.0 | 0.0 | 0.0 | 0.0 | 0.0 | 0.0 |
| | | | | Female # | 2 | 0 | 1 | 1 | 0 | 0 | 0 | 0 | 0 |
| | | | | Female% | 28.6 | 0.0 | 14.3 | 14.3 | 0.0 | 0.0 | 0.0 | 0.0 | 0.0 |

California State University, Los Angeles

Snapshot Date: 11/01/2020

Workforce Analysis

Organizational Unit: History

| Job Code | Job Title | Total | | Total | | | | | | | | |
|----------------------|-------------------------------|-----------|-------------|-----------------|-------------|-------------|------------|-------------|-------------|------------|------------|------------|
| | | EMP | MIN | EMP | W | AA | H | A | NA | PI | 2+ | |
| 2355 | Graduate Assistant | 1 | 1 | Male | 1 | 0 | 1 | 0 | 0 | 0 | 0 | 0 |
| | | | | Female | 0 | 0 | 0 | 0 | 0 | 0 | 0 | |
| 1032 | Admin Support Assistant 12 Mo | 1 | 1 | Male | 1 | 0 | 0 | 1 | 0 | 0 | 0 | 0 |
| | | | | Female | 0 | 0 | 0 | 0 | 0 | 0 | 0 | |
| 1035 | Admin Support Coord 12 Mo | 1 | 1 | Male | 0 | 0 | 0 | 0 | 0 | 0 | 0 | 0 |
| | | | | Female | 1 | 0 | 1 | 0 | 0 | 0 | 0 | |
| 2358 - History | Lecturer AY | 11 | 3 | Male | 7 | 4 | 0 | 3 | 0 | 0 | 0 | 0 |
| | | | | Female | 4 | 4 | 0 | 0 | 0 | 0 | 0 | |
| 2360 - History | Instr Fac AY | 13 | 6 | Male | 6 | 4 | 1 | 1 | 0 | 0 | 0 | 0 |
| | | | | Female | 7 | 3 | 0 | 2 | 2 | 0 | 0 | |
| 2481 - History | Dept Chair 12 Mo | 1 | 1 | Male | 0 | 0 | 0 | 0 | 0 | 0 | 0 | 0 |
| | | | | Female | 1 | 0 | 0 | 0 | 1 | 0 | 0 | |
| Grand Total # | | 28 | 13 | Male # | 15 | 8 | 2 | 5 | 0 | 0 | 0 | 0 |
| Grand Total % | | | 46.4 | Male % | 53.6 | 28.6 | 7.1 | 17.9 | 0.0 | 0.0 | 0.0 | 0.0 |
| | | | | Female # | 13 | 7 | 1 | 2 | 3 | 0 | 0 | 0 |
| | | | | Female% | 46.4 | 25.0 | 3.6 | 7.1 | 10.7 | 0.0 | 0.0 | 0.0 |

California State University, Los Angeles

Snapshot Date: 11/01/2020

Workforce Analysis

Organizational Unit: Honors College

| Job Code | Job Title | Total | | Total | | | | | | | | |
|-----------------------|----------------------------|----------|-------------|-----------------|-------------|-------------|------------|-------------|-------------|------------|------------|------------|
| | | EMP | MIN | EMP | W | AA | H | A | NA | PI | 2+ | |
| 1038 | Admin Analyst/Spclst 12 Mo | 1 | 1 | Male | 0 | 0 | 0 | 0 | 0 | 0 | 0 | 0 |
| | | | | Female | 1 | 0 | 0 | 1 | 0 | 0 | 0 | 0 |
| 3082 | SSP II | 1 | 1 | Male | 0 | 0 | 0 | 0 | 0 | 0 | 0 | 0 |
| | | | | Female | 1 | 0 | 0 | 1 | 0 | 0 | 0 | 0 |
| 3084 | SSP III | 1 | 1 | Male | 0 | 0 | 0 | 0 | 0 | 0 | 0 | 0 |
| | | | | Female | 1 | 0 | 0 | 1 | 0 | 0 | 0 | 0 |
| 2358 - Honors College | Lecturer AY | 1 | 1 | Male | 0 | 0 | 0 | 0 | 0 | 0 | 0 | 0 |
| | | | | Female | 1 | 0 | 0 | 0 | 1 | 0 | 0 | 0 |
| 3312 | Administrator II | 1 | 0 | Male | 0 | 0 | 0 | 0 | 0 | 0 | 0 | 0 |
| | | | | Female | 1 | 1 | 0 | 0 | 0 | 0 | 0 | 0 |
| 3300 | Administrator IV | 1 | 0 | Male | 1 | 1 | 0 | 0 | 0 | 0 | 0 | 0 |
| | | | | Female | 0 | 0 | 0 | 0 | 0 | 0 | 0 | 0 |
| Grand Total # | | 6 | 4 | Male # | 1 | 1 | 0 | 0 | 0 | 0 | 0 | 0 |
| Grand Total % | | | 66.7 | Male % | 16.7 | 16.7 | 0.0 | 0.0 | 0.0 | 0.0 | 0.0 | 0.0 |
| | | | | Female # | 5 | 1 | 0 | 3 | 1 | 0 | 0 | 0 |
| | | | | Female% | 83.3 | 16.7 | 0.0 | 50.0 | 16.7 | 0.0 | 0.0 | 0.0 |

California State University, Los Angeles

Snapshot Date: 11/01/2020

Workforce Analysis

Organizational Unit: Housing Services

| Job Code | Job Title | Total | | Total | | | | | | | | |
|----------------------|-------------------------------|-----------|-------------|-----------------|-------------|------------|-------------|-------------|------------|------------|------------|------------|
| | | EMP | MIN | EMP | W | AA | H | A | NA | PI | 2+ | |
| 1032 | Admin Support Assistant 12 Mo | 1 | 1 | Male | 0 | 0 | 0 | 0 | 0 | 0 | 0 | 0 |
| | | | | Female | 1 | 0 | 0 | 1 | 0 | 0 | 0 | 0 |
| 1035 | Admin Support Coord 12 Mo | 1 | 1 | Male | 1 | 0 | 0 | 1 | 0 | 0 | 0 | 0 |
| | | | | Female | 0 | 0 | 0 | 0 | 0 | 0 | 0 | 0 |
| 9687 | Head Resident II | 1 | 1 | Male | 0 | 0 | 0 | 0 | 0 | 0 | 0 | 0 |
| | | | | Female | 1 | 0 | 0 | 1 | 0 | 0 | 0 | 0 |
| 3079 | SSP I | 1 | 1 | Male | 0 | 0 | 0 | 0 | 0 | 0 | 0 | 0 |
| | | | | Female | 1 | 0 | 0 | 1 | 0 | 0 | 0 | 0 |
| 1038 | Admin Analyst/Spclst 12 Mo | 1 | 1 | Male | 0 | 0 | 0 | 0 | 0 | 0 | 0 | 0 |
| | | | | Female | 1 | 0 | 1 | 0 | 0 | 0 | 0 | 0 |
| 6250 | Facilities Worker I | 1 | 1 | Male | 1 | 0 | 0 | 1 | 0 | 0 | 0 | 0 |
| | | | | Female | 0 | 0 | 0 | 0 | 0 | 0 | 0 | 0 |
| 3318 | Administrator I | 2 | 2 | Male | 2 | 0 | 0 | 2 | 0 | 0 | 0 | 0 |
| | | | | Female | 0 | 0 | 0 | 0 | 0 | 0 | 0 | 0 |
| 6940 | Facilities Maintenance Mech | 4 | 3 | Male | 4 | 1 | 0 | 3 | 0 | 0 | 0 | 0 |
| | | | | Female | 0 | 0 | 0 | 0 | 0 | 0 | 0 | 0 |
| 3312 | Administrator II | 1 | 1 | Male | 0 | 0 | 0 | 0 | 0 | 0 | 0 | 0 |
| | | | | Female | 1 | 0 | 1 | 0 | 0 | 0 | 0 | 0 |
| Grand Total # | | 13 | 12 | Male # | 8 | 1 | 0 | 7 | 0 | 0 | 0 | 0 |
| Grand Total % | | | 92.3 | Male % | 61.5 | 7.7 | 0.0 | 53.8 | 0.0 | 0.0 | 0.0 | 0.0 |
| | | | | Female # | 5 | 0 | 2 | 3 | 0 | 0 | 0 | 0 |
| | | | | Female% | 38.5 | 0.0 | 15.4 | 23.1 | 0.0 | 0.0 | 0.0 | 0.0 |

California State University, Los Angeles

Snapshot Date: 11/01/2020

Workforce Analysis

Organizational Unit: Human Resource Management

| Job Code | Job Title | Total | | Total | | | | | | | | |
|----------------------|-----------------------------|-----------|-------------|-----------------|-------------|------------|-------------|-------------|-------------|------------|------------|------------|
| | | EMP | MIN | EMP | W | AA | H | A | NA | PI | 2+ | |
| 1038 | Admin Analyst/Spclst 12 Mo | 6 | 5 | Male | 1 | 1 | 0 | 0 | 0 | 0 | 0 | 0 |
| | | | | Female | 5 | 0 | 1 | 2 | 2 | 0 | 0 | |
| 5151 | Personnel Assistant | 1 | 1 | Male | 0 | 0 | 0 | 0 | 0 | 0 | 0 | 0 |
| | | | | Female | 1 | 0 | 0 | 1 | 0 | 0 | 0 | 0 |
| 1035 | Admin Support Coord 12 Mo | 3 | 3 | Male | 1 | 0 | 0 | 1 | 0 | 0 | 0 | 0 |
| | | | | Female | 2 | 0 | 0 | 2 | 0 | 0 | 0 | 0 |
| 1176 | Cnfdntl Admin Support 12 Mo | 3 | 3 | Male | 1 | 0 | 0 | 1 | 0 | 0 | 0 | 0 |
| | | | | Female | 2 | 0 | 0 | 2 | 0 | 0 | 0 | 0 |
| 3312 | Administrator II | 1 | 1 | Male | 0 | 0 | 0 | 0 | 0 | 0 | 0 | 0 |
| | | | | Female | 1 | 0 | 1 | 0 | 0 | 0 | 0 | 0 |
| 3306 | Administrator III | 1 | 1 | Male | 0 | 0 | 0 | 0 | 0 | 0 | 0 | 0 |
| | | | | Female | 1 | 0 | 0 | 1 | 0 | 0 | 0 | 0 |
| Grand Total # | | 15 | 14 | Male # | 3 | 1 | 0 | 2 | 0 | 0 | 0 | 0 |
| Grand Total % | | | 93.3 | Male % | 20.0 | 6.7 | 0.0 | 13.3 | 0.0 | 0.0 | 0.0 | 0.0 |
| | | | | Female # | 12 | 0 | 2 | 8 | 2 | 0 | 0 | 0 |
| | | | | Female% | 80.0 | 0.0 | 13.3 | 53.3 | 13.3 | 0.0 | 0.0 | 0.0 |

California State University, Los Angeles

Snapshot Date: 11/01/2020

Workforce Analysis

Organizational Unit: Information Systems

| Job Code | Job Title | Total | | Total | | | | | | | | |
|----------------------------|------------------|-----------|-------------|-----------------|-------------|-------------|------------|------------|-------------|------------|------------|------------|
| | | EMP | MIN | EMP | W | AA | H | A | NA | PI | 2+ | |
| 2358 - Information Systems | Lecturer AY | 8 | 3 | Male | 5 | 2 | 1 | 1 | 1 | 0 | 0 | 0 |
| | | | | Female | 3 | 3 | 0 | 0 | 0 | 0 | 0 | |
| 2360 - Information Systems | Instr Fac AY | 14 | 11 | Male | 9 | 3 | 0 | 1 | 5 | 0 | 0 | 0 |
| | | | | Female | 5 | 0 | 1 | 0 | 4 | 0 | 0 | |
| 2481 - Information Systems | Dept Chair 12 Mo | 1 | 0 | Male | 1 | 1 | 0 | 0 | 0 | 0 | 0 | 0 |
| | | | | Female | 0 | 0 | 0 | 0 | 0 | 0 | 0 | |
| Grand Total # | | 23 | 14 | Male # | 15 | 6 | 1 | 2 | 6 | 0 | 0 | 0 |
| Grand Total % | | | 60.9 | Male % | 65.2 | 26.1 | 4.3 | 8.7 | 26.1 | 0.0 | 0.0 | 0.0 |
| | | | | Female # | 8 | 3 | 1 | 0 | 4 | 0 | 0 | 0 |
| | | | | Female% | 34.8 | 13.0 | 4.3 | 0.0 | 17.4 | 0.0 | 0.0 | 0.0 |

California State University, Los Angeles

Snapshot Date: 11/01/2020

Workforce Analysis

Organizational Unit: Information Technology Svcs

| Job Code | Job Title | Total | | Total | | | | | | | | |
|----------------------|-----------------------------|----------|--------------|----------|-------------|------------|------------|------------|-------------|------------|------------|------------|
| | | EMP | MIN | EMP | W | AA | H | A | NA | PI | 2+ | |
| 410 | Operating Sys Analyst 12 Mo | 1 | 1 | Male | 1 | 0 | 0 | 0 | 1 | 0 | 0 | 0 |
| | | | | Female | 0 | 0 | 0 | 0 | 0 | 0 | 0 | |
| 3306 | Administrator III | 1 | 1 | Male | 0 | 0 | 0 | 0 | 0 | 0 | 0 | 0 |
| | | | | Female | 1 | 0 | 0 | 0 | 1 | 0 | 0 | 0 |
| Grand Total # | | 2 | 2 | Male # | 1 | 0 | 0 | 0 | 1 | 0 | 0 | 0 |
| Grand Total % | | | 100.0 | Male % | 50.0 | 0.0 | 0.0 | 0.0 | 50.0 | 0.0 | 0.0 | 0.0 |
| | | | | Female # | 1 | 0 | 0 | 0 | 1 | 0 | 0 | 0 |
| | | | | Female% | 50.0 | 0.0 | 0.0 | 0.0 | 50.0 | 0.0 | 0.0 | 0.0 |

California State University, Los Angeles

Snapshot Date: 11/01/2020

Workforce Analysis

Organizational Unit: Institutional Research

| Job Code | Job Title | Total | | Total | | | | | | | | |
|----------------------|--------------------------------|----------|-------------|-----------------|-------------|-------------|------------|------------|-------------|------------|------------|-------------|
| | | EMP | MIN | EMP | W | AA | H | A | NA | PI | 2+ | |
| 5783 | Assoc, Acad & Instit Studies 2 | 5 | 4 | Male | 4 | 1 | 0 | 0 | 2 | 0 | 0 | 1 |
| | | | | Female | 1 | 0 | 0 | 0 | 1 | 0 | 0 | 0 |
| 5787 | Assoc, Acad & Instit Studies 3 | 1 | 1 | Male | 1 | 0 | 0 | 0 | 1 | 0 | 0 | 0 |
| | | | | Female | 0 | 0 | 0 | 0 | 0 | 0 | 0 | 0 |
| 3300 | Administrator IV | 1 | 1 | Male | 0 | 0 | 0 | 0 | 0 | 0 | 0 | 0 |
| | | | | Female | 1 | 0 | 0 | 0 | 0 | 0 | 0 | 0 |
| Grand Total # | | 7 | 6 | Male # | 5 | 1 | 0 | 0 | 3 | 0 | 0 | 1 |
| Grand Total % | | | 85.7 | Male % | 71.4 | 14.3 | 0.0 | 0.0 | 42.9 | 0.0 | 0.0 | 14.3 |
| | | | | Female # | 2 | 0 | 0 | 0 | 1 | 0 | 0 | 1 |
| | | | | Female% | 28.6 | 0.0 | 0.0 | 0.0 | 14.3 | 0.0 | 0.0 | 14.3 |

California State University, Los Angeles

Snapshot Date: 11/01/2020

Workforce Analysis

Organizational Unit: IT Infrastructure Services

| Job Code | Job Title | Total | | Total | | | | | | | | |
|----------------------|--------------------------------|-----------|-------------|-----------------|-------------|-------------|------------|-------------|-------------|------------|------------|------------|
| | | EMP | MIN | EMP | W | AA | H | A | NA | PI | 2+ | |
| 400 | Analyst/Programmer 12 Mo | 3 | 3 | Male | 1 | 0 | 0 | 0 | 1 | 0 | 0 | 0 |
| | | | | Female | 2 | 0 | 0 | 0 | 2 | 0 | 0 | 0 |
| 440 | Equip Systems Specialist 12 Mo | 2 | 2 | Male | 2 | 0 | 0 | 1 | 1 | 0 | 0 | 0 |
| | | | | Female | 0 | 0 | 0 | 0 | 0 | 0 | 0 | 0 |
| 410 | Operating Sys Analyst 12 Mo | 5 | 5 | Male | 4 | 0 | 0 | 0 | 4 | 0 | 0 | 0 |
| | | | | Female | 1 | 0 | 0 | 0 | 1 | 0 | 0 | 0 |
| 430 | Network Analyst 12 Mo | 1 | 1 | Male | 0 | 0 | 0 | 0 | 0 | 0 | 0 | 0 |
| | | | | Female | 1 | 0 | 0 | 0 | 1 | 0 | 0 | 0 |
| 3312 | Administrator II | 2 | 1 | Male | 2 | 1 | 0 | 0 | 1 | 0 | 0 | 0 |
| | | | | Female | 0 | 0 | 0 | 0 | 0 | 0 | 0 | 0 |
| 3306 | Administrator III | 2 | 1 | Male | 2 | 1 | 0 | 1 | 0 | 0 | 0 | 0 |
| | | | | Female | 0 | 0 | 0 | 0 | 0 | 0 | 0 | 0 |
| Grand Total # | | 15 | 13 | Male # | 11 | 2 | 0 | 2 | 7 | 0 | 0 | 0 |
| Grand Total % | | | 86.7 | Male % | 73.3 | 13.3 | 0.0 | 13.3 | 46.7 | 0.0 | 0.0 | 0.0 |
| | | | | Female # | 4 | 0 | 0 | 0 | 4 | 0 | 0 | 0 |
| | | | | Female% | 26.7 | 0.0 | 0.0 | 0.0 | 26.7 | 0.0 | 0.0 | 0.0 |

California State University, Los Angeles

Snapshot Date: 11/01/2020

Workforce Analysis

Organizational Unit: ITS Financial & Support Svcs

| Job Code | Job Title | Total | | Total | | | | | | | | |
|----------------------|-----------------------------|-----------|-------------|-----------------|-------------|-------------|------------|-------------|-------------|------------|------------|------------|
| | | EMP | MIN | EMP | W | AA | H | A | NA | PI | 2+ | |
| 420 | Info Tech Consultant 12 Mo | 11 | 9 | Male | 6 | 1 | 0 | 3 | 2 | 0 | 0 | 0 |
| | | | | Female | 5 | 1 | 0 | 1 | 2 | 0 | 0 | 1 |
| 400 | Analyst/Programmer 12 Mo | 4 | 4 | Male | 2 | 0 | 0 | 1 | 1 | 0 | 0 | 0 |
| | | | | Female | 2 | 0 | 0 | 1 | 1 | 0 | 0 | 0 |
| 810 | Media Prod Spec 12 Mo | 2 | 2 | Male | 0 | 0 | 0 | 0 | 0 | 0 | 0 | 0 |
| | | | | Female | 2 | 0 | 0 | 2 | 0 | 0 | 0 | 0 |
| 450 | Operations Specialist 12 Mo | 2 | 1 | Male | 1 | 1 | 0 | 0 | 0 | 0 | 0 | 0 |
| | | | | Female | 1 | 0 | 1 | 0 | 0 | 0 | 0 | 0 |
| 820 | Graphic Designer 12 Mo | 1 | 1 | Male | 1 | 0 | 0 | 0 | 1 | 0 | 0 | 0 |
| | | | | Female | 0 | 0 | 0 | 0 | 0 | 0 | 0 | 0 |
| 3312 | Administrator II | 2 | 1 | Male | 1 | 1 | 0 | 0 | 0 | 0 | 0 | 0 |
| | | | | Female | 1 | 0 | 0 | 0 | 1 | 0 | 0 | 0 |
| 3306 | Administrator III | 1 | 0 | Male | 1 | 1 | 0 | 0 | 0 | 0 | 0 | 0 |
| | | | | Female | 0 | 0 | 0 | 0 | 0 | 0 | 0 | 0 |
| Grand Total # | | 23 | 18 | Male # | 12 | 4 | 0 | 4 | 4 | 0 | 0 | 0 |
| Grand Total % | | | 78.3 | Male % | 52.2 | 17.4 | 0.0 | 17.4 | 17.4 | 0.0 | 0.0 | 0.0 |
| | | | | Female # | 11 | 1 | 1 | 4 | 4 | 0 | 0 | 1 |
| | | | | Female% | 47.8 | 4.3 | 4.3 | 17.4 | 17.4 | 0.0 | 0.0 | 4.3 |

California State University, Los Angeles

Snapshot Date: 11/01/2020

Workforce Analysis

Organizational Unit: Kinesiology & Nutritnl Science

| Job Code | Job Title | Total | | Total | | | | | | | | |
|---------------------------------------|--------------------------------|-----------|-------------|-----------------|-------------|-------------|------------|-------------|-------------|------------|------------|------------|
| | | EMP | MIN | EMP | W | AA | H | A | NA | PI | 2+ | |
| 2354 - Kinesiology & Nutritnl Science | Teaching Associate AY | 4 | 4 | Male | 3 | 0 | 0 | 2 | 1 | 0 | 0 | 0 |
| | | | | Female | 1 | 0 | 0 | 1 | 0 | 0 | 0 | 0 |
| 1032 | Admin Support Assistant 12 Mo | 1 | 1 | Male | 0 | 0 | 0 | 0 | 0 | 0 | 0 | 0 |
| | | | | Female | 1 | 0 | 0 | 0 | 1 | 0 | 0 | 0 |
| 1514 | Athletic Equipment Attendant I | 1 | 1 | Male | 1 | 0 | 0 | 1 | 0 | 0 | 0 | 0 |
| | | | | Female | 0 | 0 | 0 | 0 | 0 | 0 | 0 | 0 |
| 1035 | Admin Support Coord 12 Mo | 2 | 2 | Male | 0 | 0 | 0 | 0 | 0 | 0 | 0 | 0 |
| | | | | Female | 2 | 0 | 0 | 1 | 0 | 0 | 0 | 1 |
| 1617 | Instructional Support Tech II | 1 | 1 | Male | 0 | 0 | 0 | 0 | 0 | 0 | 0 | 0 |
| | | | | Female | 1 | 0 | 0 | 1 | 0 | 0 | 0 | 0 |
| 2358 - Kinesiology & Nutritnl Science | Lecturer AY | 57 | 33 | Male | 20 | 8 | 1 | 6 | 5 | 0 | 0 | 0 |
| | | | | Female | 37 | 16 | 0 | 9 | 8 | 1 | 0 | 3 |
| 2360 - Kinesiology & Nutritnl Science | Instr Fac AY | 20 | 9 | Male | 7 | 5 | 0 | 0 | 2 | 0 | 0 | 0 |
| | | | | Female | 13 | 6 | 1 | 2 | 4 | 0 | 0 | 0 |
| 2481 - Kinesiology & Nutritnl Science | Dept Chair 12 Mo | 1 | 1 | Male | 1 | 0 | 0 | 0 | 1 | 0 | 0 | 0 |
| | | | | Female | 0 | 0 | 0 | 0 | 0 | 0 | 0 | 0 |
| Grand Total # | | 87 | 52 | Male # | 32 | 13 | 1 | 9 | 9 | 0 | 0 | 0 |
| Grand Total % | | | 59.8 | Male % | 36.8 | 14.9 | 1.1 | 10.3 | 10.3 | 0.0 | 0.0 | 0.0 |
| | | | | Female # | 55 | 22 | 1 | 14 | 13 | 1 | 0 | 4 |
| | | | | Female% | 63.2 | 25.3 | 1.1 | 16.1 | 14.9 | 1.1 | 0.0 | 4.6 |

California State University, Los Angeles

Snapshot Date: 11/01/2020

Workforce Analysis

Organizational Unit: Latin American Studies

| Job Code | Job Title | Total | | Total | | | | | | | | |
|-------------------------------|------------------|----------|-------------|-----------------|-------------|-------------|------------|-------------|------------|-------------|------------|-------------|
| | | EMP | MIN | EMP | W | AA | H | A | NA | PI | 2+ | |
| 2358 - Latin American Studies | Lecturer AY | 4 | 4 | Male | 1 | 0 | 0 | 1 | 0 | 0 | 0 | 0 |
| | | | | Female | 3 | 0 | 0 | 2 | 0 | 1 | 0 | 0 |
| 2360 - Latin American Studies | Instr Fac AY | 4 | 4 | Male | 2 | 0 | 0 | 1 | 0 | 0 | 0 | 1 |
| | | | | Female | 2 | 0 | 0 | 2 | 0 | 0 | 0 | 0 |
| 2481 - Latin American Studies | Dept Chair 12 Mo | 1 | 0 | Male | 0 | 0 | 0 | 0 | 0 | 0 | 0 | 0 |
| | | | | Female | 1 | 1 | 0 | 0 | 0 | 0 | 0 | 0 |
| Grand Total # | | 9 | 8 | Male # | 3 | 0 | 0 | 2 | 0 | 0 | 0 | 1 |
| Grand Total % | | | 88.9 | Male % | 33.3 | 0.0 | 0.0 | 22.2 | 0.0 | 0.0 | 0.0 | 11.1 |
| | | | | Female # | 6 | 1 | 0 | 4 | 0 | 1 | 0 | 0 |
| | | | | Female% | 66.7 | 11.1 | 0.0 | 44.4 | 0.0 | 11.1 | 0.0 | 0.0 |

California State University, Los Angeles

Snapshot Date: 11/01/2020

Workforce Analysis

Organizational Unit: Liberal Studies

| Job Code | Job Title | Total | | Total | | | | | | | | |
|------------------------|---------------------------|-----------|-------------|-----------------|-------------|-------------|------------|-------------|-------------|------------|------------|------------|
| | | EMP | MIN | EMP | W | AA | H | A | NA | PI | 2+ | |
| 1035 | Admin Support Coord 12 Mo | 1 | 1 | Male | 0 | 0 | 0 | 0 | 0 | 0 | 0 | 0 |
| | | | | Female | 1 | 0 | 0 | 1 | 0 | 0 | 0 | 0 |
| 2358 - Liberal Studies | Lecturer AY | 13 | 6 | Male | 4 | 4 | 0 | 0 | 0 | 0 | 0 | 0 |
| | | | | Female | 9 | 3 | 0 | 3 | 3 | 0 | 0 | 0 |
| 2360 - Liberal Studies | Instr Fac AY | 7 | 6 | Male | 3 | 1 | 1 | 1 | 0 | 0 | 0 | 0 |
| | | | | Female | 4 | 0 | 0 | 3 | 0 | 1 | 0 | 0 |
| 2481 - Liberal Studies | Dept Chair 12 Mo | 1 | 0 | Male | 1 | 1 | 0 | 0 | 0 | 0 | 0 | 0 |
| | | | | Female | 0 | 0 | 0 | 0 | 0 | 0 | 0 | 0 |
| Grand Total # | | 22 | 13 | Male # | 8 | 6 | 1 | 1 | 0 | 0 | 0 | 0 |
| Grand Total % | | | 59.1 | Male % | 36.4 | 27.3 | 4.5 | 4.5 | 0.0 | 0.0 | 0.0 | 0.0 |
| | | | | Female # | 14 | 3 | 0 | 7 | 3 | 1 | 0 | 0 |
| | | | | Female% | 63.6 | 13.6 | 0.0 | 31.8 | 13.6 | 4.5 | 0.0 | 0.0 |

California State University, Los Angeles

Snapshot Date: 11/01/2020

Workforce Analysis

Organizational Unit: Luckman Fine Arts

| Job Code | Job Title | Total | | Total | | | | | | | | |
|----------------------|---------------------------|----------|-------------|-----------------|-------------|-------------|-------------|-------------|------------|------------|------------|------------|
| | | EMP | MIN | EMP | W | AA | H | A | NA | PI | 2+ | |
| 1035 | Admin Support Coord 12 Mo | 1 | 1 | Male | 0 | 0 | 0 | 0 | 0 | 0 | 0 | 0 |
| | | | | Female | 1 | 0 | 1 | 0 | 0 | 0 | 0 | 0 |
| 3318 | Administrator I | 2 | 1 | Male | 2 | 1 | 0 | 1 | 0 | 0 | 0 | 0 |
| | | | | Female | 0 | 0 | 0 | 0 | 0 | 0 | 0 | 0 |
| 3300 | Administrator IV | 1 | 0 | Male | 0 | 0 | 0 | 0 | 0 | 0 | 0 | 0 |
| | | | | Female | 1 | 1 | 0 | 0 | 0 | 0 | 0 | 0 |
| Grand Total # | | 4 | 2 | Male # | 2 | 1 | 0 | 1 | 0 | 0 | 0 | 0 |
| Grand Total % | | | 50.0 | Male % | 50.0 | 25.0 | 0.0 | 25.0 | 0.0 | 0.0 | 0.0 | 0.0 |
| | | | | Female # | 2 | 1 | 1 | 0 | 0 | 0 | 0 | 0 |
| | | | | Female% | 50.0 | 25.0 | 25.0 | 0.0 | 0.0 | 0.0 | 0.0 | 0.0 |

California State University, Los Angeles

Snapshot Date: 11/01/2020

Workforce Analysis

Organizational Unit: Management

| Job Code | Job Title | Total | | Total | | | | | | | | |
|----------------------|---------------------------|-----------|-------------|-----------------|-------------|-------------|------------|------------|-------------|------------|------------|------------|
| | | EMP | MIN | EMP | W | AA | H | A | NA | PI | 2+ | |
| 2355 | Graduate Assistant | 2 | 2 | Male | 0 | 0 | 0 | 0 | 0 | 0 | 0 | 0 |
| | | | | Female | 2 | 0 | 0 | 0 | 1 | 0 | 0 | 1 |
| 1035 | Admin Support Coord 12 Mo | 1 | 1 | Male | 0 | 0 | 0 | 0 | 0 | 0 | 0 | 0 |
| | | | | Female | 1 | 0 | 0 | 1 | 0 | 0 | 0 | 0 |
| 2358 - Management | Lecturer AY | 39 | 24 | Male | 24 | 9 | 4 | 5 | 5 | 0 | 0 | 1 |
| | | | | Female | 15 | 6 | 1 | 4 | 1 | 1 | 0 | 2 |
| 2360 - Management | Instr Fac AY | 23 | 14 | Male | 11 | 3 | 0 | 1 | 5 | 0 | 0 | 2 |
| | | | | Female | 12 | 6 | 1 | 1 | 4 | 0 | 0 | 0 |
| 2481 - Management | Dept Chair 12 Mo | 1 | 1 | Male | 1 | 0 | 0 | 0 | 1 | 0 | 0 | 0 |
| | | | | Female | 0 | 0 | 0 | 0 | 0 | 0 | 0 | 0 |
| Grand Total # | | 66 | 42 | Male # | 36 | 12 | 4 | 6 | 11 | 0 | 0 | 3 |
| Grand Total % | | | 63.6 | Male % | 54.5 | 18.2 | 6.1 | 9.1 | 16.7 | 0.0 | 0.0 | 4.5 |
| | | | | Female # | 30 | 12 | 2 | 6 | 6 | 1 | 0 | 3 |
| | | | | Female% | 45.5 | 18.2 | 3.0 | 9.1 | 9.1 | 1.5 | 0.0 | 4.5 |

California State University, Los Angeles

Snapshot Date: 11/01/2020

Workforce Analysis

Organizational Unit: Marketing

| Job Code | Job Title | Total | | Total | | | | | | | | |
|----------------------|-------------------------------|-----------|-------------|----------|-------------|-------------|-------------|------------|-------------|------------|------------|-------------|
| | | EMP | MIN | EMP | W | AA | H | A | NA | PI | 2+ | |
| 1032 | Admin Support Assistant 12 Mo | 1 | 1 | Male | 0 | 0 | 0 | 0 | 0 | 0 | 0 | 0 |
| | | | | Female | 1 | 0 | 0 | 1 | 0 | 0 | 0 | 0 |
| 2358 - Marketing | Lecturer AY | 11 | 9 | Male | 7 | 0 | 2 | 1 | 2 | 0 | 0 | 2 |
| | | | | Female | 4 | 2 | 1 | 0 | 0 | 0 | 0 | 1 |
| 2360 - Marketing | Instr Fac AY | 14 | 12 | Male | 6 | 0 | 2 | 0 | 4 | 0 | 0 | 0 |
| | | | | Female | 8 | 2 | 1 | 1 | 2 | 0 | 0 | 2 |
| Grand Total # | | 26 | 22 | Male # | 13 | 0 | 4 | 1 | 6 | 0 | 0 | 2 |
| Grand Total % | | | 84.6 | Male % | 50.0 | 0.0 | 15.4 | 3.8 | 23.1 | 0.0 | 0.0 | 7.7 |
| | | | | Female # | 13 | 4 | 2 | 2 | 2 | 0 | 0 | 3 |
| | | | | Female% | 50.0 | 15.4 | 7.7 | 7.7 | 7.7 | 0.0 | 0.0 | 11.5 |

California State University, Los Angeles

Snapshot Date: 11/01/2020

Workforce Analysis

Organizational Unit: Mathematics

| Job Code | Job Title | Total | | Total | | | | | | | | |
|----------------------|---------------------------|-----------|-------------|-----------------|-------------|-------------|------------|-------------|-------------|------------|------------|------------|
| | | EMP | MIN | EMP | W | AA | H | A | NA | PI | 2+ | |
| 2354 - Mathematics | Teaching Associate AY | 11 | 11 | Male | 7 | 0 | 1 | 5 | 1 | 0 | 0 | 0 |
| | | | | Female | 4 | 0 | 0 | 2 | 2 | 0 | 0 | 0 |
| 1035 | Admin Support Coord 12 Mo | 1 | 1 | Male | 0 | 0 | 0 | 0 | 0 | 0 | 0 | 0 |
| | | | | Female | 1 | 0 | 0 | 1 | 0 | 0 | 0 | 0 |
| 2358 - Mathematics | Lecturer AY | 49 | 33 | Male | 26 | 5 | 1 | 7 | 13 | 0 | 0 | 0 |
| | | | | Female | 23 | 11 | 0 | 1 | 11 | 0 | 0 | 0 |
| 2360 - Mathematics | Instr Fac AY | 14 | 7 | Male | 9 | 5 | 1 | 1 | 2 | 0 | 0 | 0 |
| | | | | Female | 5 | 2 | 0 | 0 | 2 | 0 | 0 | 1 |
| 2481 - Mathematics | Dept Chair 12 Mo | 1 | 0 | Male | 1 | 1 | 0 | 0 | 0 | 0 | 0 | 0 |
| | | | | Female | 0 | 0 | 0 | 0 | 0 | 0 | 0 | 0 |
| Grand Total # | | 76 | 52 | Male # | 43 | 11 | 3 | 13 | 16 | 0 | 0 | 0 |
| Grand Total % | | | 68.4 | Male % | 56.6 | 14.5 | 3.9 | 17.1 | 21.1 | 0.0 | 0.0 | 0.0 |
| | | | | Female # | 33 | 13 | 0 | 4 | 15 | 0 | 0 | 1 |
| | | | | Female% | 43.4 | 17.1 | 0.0 | 5.3 | 19.7 | 0.0 | 0.0 | 1.3 |

California State University, Los Angeles

Snapshot Date: 11/01/2020

Workforce Analysis

Organizational Unit: Mechanical Engineer

| Job Code | Job Title | Total | | Total | | | | | | | | |
|----------------------------|---------------------------|-----------|-------------|----------|-------------|-------------|------------|-------------|-------------|------------|------------|------------|
| | | EMP | MIN | EMP | W | AA | H | A | NA | PI | 2+ | |
| 1035 | Admin Support Coord 12 Mo | 1 | 1 | Male | 0 | 0 | 0 | 0 | 0 | 0 | 0 | 0 |
| | | | | Female | 1 | 0 | 0 | 1 | 0 | 0 | 0 | 0 |
| 2358 - Mechanical Engineer | Lecturer AY | 16 | 7 | Male | 15 | 8 | 0 | 2 | 5 | 0 | 0 | 0 |
| | | | | Female | 1 | 1 | 0 | 0 | 0 | 0 | 0 | 0 |
| 2360 - Mechanical Engineer | Instr Fac AY | 12 | 5 | Male | 12 | 7 | 0 | 2 | 2 | 0 | 0 | 1 |
| | | | | Female | 0 | 0 | 0 | 0 | 0 | 0 | 0 | 0 |
| 2481 - Mechanical Engineer | Dept Chair 12 Mo | 1 | 0 | Male | 0 | 0 | 0 | 0 | 0 | 0 | 0 | 0 |
| | | | | Female | 1 | 1 | 0 | 0 | 0 | 0 | 0 | 0 |
| Grand Total # | | 30 | 13 | Male # | 27 | 15 | 0 | 4 | 7 | 0 | 0 | 1 |
| Grand Total % | | | 43.3 | Male % | 90.0 | 50.0 | 0.0 | 13.3 | 23.3 | 0.0 | 0.0 | 3.3 |
| | | | | Female # | 3 | 2 | 0 | 1 | 0 | 0 | 0 | 0 |
| | | | | Female% | 10.0 | 6.7 | 0.0 | 3.3 | 0.0 | 0.0 | 0.0 | 0.0 |

California State University, Los Angeles

Snapshot Date: 11/01/2020

Workforce Analysis

Organizational Unit: MESA-MSP

| Job Code | Job Title | Total | | Total | | | | | | | | |
|----------------------|----------------------------|-------|-------|----------|-------|-----|-----|-------|-----|-----|-----|-----|
| | | EMP | MIN | EMP | W | AA | H | A | NA | PI | 2+ | |
| 1038 | Admin Analyst/Spclst 12 Mo | 1 | 1 | Male | 0 | 0 | 0 | 0 | 0 | 0 | 0 | 0 |
| | | | | Female | 1 | 0 | 0 | 1 | 0 | 0 | 0 | 0 |
| Grand Total # | | 1 | 1 | Male # | 0 | 0 | 0 | 0 | 0 | 0 | 0 | 0 |
| Grand Total % | | | 100.0 | Male % | 0.0 | 0.0 | 0.0 | 0.0 | 0.0 | 0.0 | 0.0 | 0.0 |
| | | | | Female # | 1 | 0 | 0 | 1 | 0 | 0 | 0 | 0 |
| | | | | Female% | 100.0 | 0.0 | 0.0 | 100.0 | 0.0 | 0.0 | 0.0 | 0.0 |

California State University, Los Angeles

Snapshot Date: 11/01/2020

Workforce Analysis

Organizational Unit: Modern Languages & Literatre

| Job Code | Job Title | Total | | Total | | | | | | | | |
|-------------------------------------|---------------------------|-----------|-------------|-----------------|-------------|-------------|------------|-------------|-------------|------------|------------|------------|
| | | EMP | MIN | EMP | W | AA | H | A | NA | PI | 2+ | |
| 2355 | Graduate Assistant | 1 | 0 | Male | 0 | 0 | 0 | 0 | 0 | 0 | 0 | 0 |
| | | | | Female | 1 | 1 | 0 | 0 | 0 | 0 | 0 | 0 |
| 2354 - Modern Languages & Literatre | Teaching Associate AY | 1 | 1 | Male | 0 | 0 | 0 | 0 | 0 | 0 | 0 | 0 |
| | | | | Female | 1 | 0 | 0 | 1 | 0 | 0 | 0 | 0 |
| 1035 | Admin Support Coord 12 Mo | 1 | 1 | Male | 0 | 0 | 0 | 0 | 0 | 0 | 0 | 0 |
| | | | | Female | 1 | 0 | 0 | 0 | 0 | 0 | 0 | 1 |
| 2358 - Modern Languages & Literatre | Lecturer AY | 7 | 5 | Male | 1 | 1 | 0 | 0 | 0 | 0 | 0 | 0 |
| | | | | Female | 6 | 1 | 0 | 0 | 4 | 0 | 0 | 1 |
| 2360 - Modern Languages & Literatre | Instr Fac AY | 10 | 8 | Male | 5 | 0 | 0 | 3 | 2 | 0 | 0 | 0 |
| | | | | Female | 5 | 2 | 0 | 1 | 2 | 0 | 0 | 0 |
| 2481 - Modern Languages & Literatre | Dept Chair 12 Mo | 1 | 0 | Male | 0 | 0 | 0 | 0 | 0 | 0 | 0 | 0 |
| | | | | Female | 1 | 1 | 0 | 0 | 0 | 0 | 0 | 0 |
| Grand Total # | | 21 | 15 | Male # | 6 | 1 | 0 | 3 | 2 | 0 | 0 | 0 |
| Grand Total % | | | 71.4 | Male % | 28.6 | 4.8 | 0.0 | 14.3 | 9.5 | 0.0 | 0.0 | 0.0 |
| | | | | Female # | 15 | 5 | 0 | 2 | 6 | 0 | 0 | 2 |
| | | | | Female% | 71.4 | 23.8 | 0.0 | 9.5 | 28.6 | 0.0 | 0.0 | 9.5 |

California State University, Los Angeles

Snapshot Date: 11/01/2020

Workforce Analysis

Organizational Unit: Music

| Job Code | Job Title | Total | | Total | | | | | | | | |
|----------------------|------------------------------|-----------|-------------|-----------------|-------------|-------------|------------|------------|------------|------------|------------|------------|
| | | EMP | MIN | EMP | W | AA | H | A | NA | PI | 2+ | |
| 2354 - Music | Teaching Associate AY | 2 | 2 | Male | 0 | 0 | 0 | 0 | 0 | 0 | 0 | 0 |
| | | | | Female | 2 | 0 | 0 | 1 | 0 | 0 | 0 | 1 |
| 2866 | Accompanist II | 1 | 1 | Male | 0 | 0 | 0 | 0 | 0 | 0 | 0 | 0 |
| | | | | Female | 1 | 0 | 0 | 0 | 1 | 0 | 0 | 0 |
| 1035 | Admin Support Coord 12 Mo | 1 | 1 | Male | 0 | 0 | 0 | 0 | 0 | 0 | 0 | 0 |
| | | | | Female | 1 | 0 | 0 | 1 | 0 | 0 | 0 | 0 |
| 1615 | Instructional Support Tech I | 1 | 0 | Male | 1 | 1 | 0 | 0 | 0 | 0 | 0 | 0 |
| | | | | Female | 0 | 0 | 0 | 0 | 0 | 0 | 0 | 0 |
| 2358 - Music | Lecturer AY | 25 | 9 | Male | 12 | 9 | 1 | 1 | 0 | 1 | 0 | 0 |
| | | | | Female | 13 | 7 | 0 | 2 | 2 | 0 | 0 | 2 |
| 2360 - Music | Instr Fac AY | 13 | 4 | Male | 8 | 5 | 1 | 2 | 0 | 0 | 0 | 0 |
| | | | | Female | 5 | 4 | 0 | 0 | 0 | 0 | 0 | 1 |
| Grand Total # | | 43 | 17 | Male # | 21 | 15 | 2 | 3 | 0 | 1 | 0 | 0 |
| Grand Total % | | | 39.5 | Male % | 48.8 | 34.9 | 4.7 | 7.0 | 0.0 | 2.3 | 0.0 | 0.0 |
| | | | | Female # | 22 | 11 | 0 | 4 | 3 | 0 | 0 | 4 |
| | | | | Female% | 51.2 | 25.6 | 0.0 | 9.3 | 7.0 | 0.0 | 0.0 | 9.3 |

California State University, Los Angeles

Snapshot Date: 11/01/2020

Workforce Analysis

Organizational Unit: Natural & Social Sciences-Dean

| Job Code | Job Title | Total | | Total | | | | | | | | | |
|---------------------------------------|-------------------------------|-------|-----|--------|----|----|---|---|----|----|----|---|---|
| | | EMP | MIN | EMP | W | AA | H | A | NA | PI | 2+ | | |
| 2354 - Natural & Social Sciences-Dean | Teaching Associate AY | 5 | 4 | Male | 5 | 1 | 0 | 3 | 0 | 0 | 0 | 0 | 1 |
| | | | | Female | 0 | 0 | 0 | 0 | 0 | 0 | 0 | 0 | 0 |
| 1035 | Admin Support Coord 12 Mo | 2 | 1 | Male | 0 | 0 | 0 | 0 | 0 | 0 | 0 | 0 | 0 |
| | | | | Female | 2 | 1 | 0 | 1 | 0 | 0 | 0 | 0 | 0 |
| 1038 | Admin Analyst/Splst 12 Mo | 4 | 3 | Male | 0 | 0 | 0 | 0 | 0 | 0 | 0 | 0 | 0 |
| | | | | Female | 4 | 1 | 0 | 2 | 1 | 0 | 0 | 0 | 0 |
| 2358 - Natural & Social Sciences-Dean | Lecturer AY | 10 | 8 | Male | 0 | 0 | 0 | 0 | 0 | 0 | 0 | 0 | 0 |
| | | | | Female | 10 | 2 | 1 | 5 | 1 | 0 | 0 | 0 | 1 |
| 3082 | SSP II | 7 | 5 | Male | 4 | 1 | 1 | 1 | 1 | 0 | 0 | 0 | 0 |
| | | | | Female | 3 | 1 | 1 | 1 | 0 | 0 | 0 | 0 | 0 |
| 1032 | Admin Support Assistant 12 Mo | 1 | 1 | Male | 0 | 0 | 0 | 0 | 0 | 0 | 0 | 0 | 0 |
| | | | | Female | 1 | 0 | 0 | 0 | 1 | 0 | 0 | 0 | 0 |
| 7004 | Equip Tech I, Splized Equip | 1 | 1 | Male | 1 | 0 | 0 | 1 | 0 | 0 | 0 | 0 | 0 |
| | | | | Female | 0 | 0 | 0 | 0 | 0 | 0 | 0 | 0 | 0 |
| 800 | Pub Affairs/Comm Spec 12 Mo | 1 | 1 | Male | 0 | 0 | 0 | 0 | 0 | 0 | 0 | 0 | 0 |
| | | | | Female | 1 | 0 | 1 | 0 | 0 | 0 | 0 | 0 | 0 |
| 3084 | SSP III | 1 | 1 | Male | 0 | 0 | 0 | 0 | 0 | 0 | 0 | 0 | 0 |
| | | | | Female | 1 | 0 | 1 | 0 | 0 | 0 | 0 | 0 | 0 |
| 420 | Info Tech Consultant 12 Mo | 2 | 2 | Male | 2 | 0 | 0 | 2 | 0 | 0 | 0 | 0 | 0 |
| | | | | Female | 0 | 0 | 0 | 0 | 0 | 0 | 0 | 0 | 0 |
| 7023 | Equip Tech III, Electronic | 1 | 1 | Male | 1 | 0 | 0 | 0 | 1 | 0 | 0 | 0 | 0 |
| | | | | Female | 0 | 0 | 0 | 0 | 0 | 0 | 0 | 0 | 0 |
| 3312 | Administrator II | 2 | 2 | Male | 1 | 0 | 0 | 0 | 1 | 0 | 0 | 0 | 0 |
| | | | | Female | 1 | 0 | 1 | 0 | 0 | 0 | 0 | 0 | 0 |
| 2481 - Natural & Social Sciences-Dean | Dept Chair 12 Mo | 1 | 0 | Male | 0 | 0 | 0 | 0 | 0 | 0 | 0 | 0 | 0 |
| | | | | Female | 1 | 1 | 0 | 0 | 0 | 0 | 0 | 0 | 0 |

California State University, Los Angeles

Snapshot Date: 11/01/2020

Workforce Analysis

Organizational Unit: Natural & Social Sciences-Dean

| Job Code | Job Title | Total | | Total | | | | | | | | |
|----------------------|-------------------|-----------|-------------|-----------------|-------------|-------------|-------------|-------------|------------|------------|------------|------------|
| | | EMP | MIN | EMP | W | AA | H | A | NA | PI | 2+ | |
| 3306 | Administrator III | 2 | 2 | Male | 0 | 0 | 0 | 0 | 0 | 0 | 0 | 0 |
| | | | | Female | 2 | 0 | 0 | 0 | 1 | 1 | 0 | 0 |
| 3300 | Administrator IV | 1 | 1 | Male | 0 | 0 | 0 | 0 | 0 | 0 | 0 | 0 |
| | | | | Female | 1 | 0 | 1 | 0 | 0 | 0 | 0 | 0 |
| Grand Total # | | 41 | 33 | Male # | 14 | 2 | 1 | 7 | 3 | 0 | 0 | 1 |
| Grand Total % | | | 80.5 | Male % | 34.1 | 4.9 | 2.4 | 17.1 | 7.3 | 0.0 | 0.0 | 2.4 |
| | | | | Female # | 27 | 6 | 6 | 9 | 4 | 1 | 0 | 1 |
| | | | | Female% | 65.9 | 14.6 | 14.6 | 22.0 | 9.8 | 2.4 | 0.0 | 2.4 |

California State University, Los Angeles

Snapshot Date: 11/01/2020

Workforce Analysis

Organizational Unit: Network and Telecom

| Job Code | Job Title | Total | | Total | | | | | | | | |
|----------------------|--------------------------------|----------|--------------|-----------------|-------------|------------|-------------|------------|-------------|------------|------------|------------|
| | | EMP | MIN | EMP | W | AA | H | A | NA | PI | 2+ | |
| 430 | Network Analyst 12 Mo | 4 | 4 | Male | 4 | 0 | 0 | 0 | 4 | 0 | 0 | 0 |
| | | | | Female | 0 | 0 | 0 | 0 | 0 | 0 | 0 | |
| 420 | Info Tech Consultant 12 Mo | 1 | 1 | Male | 0 | 0 | 0 | 0 | 0 | 0 | 0 | 0 |
| | | | | Female | 1 | 0 | 0 | 0 | 1 | 0 | 0 | 0 |
| 440 | Equip Systems Specialist 12 Mo | 1 | 1 | Male | 0 | 0 | 0 | 0 | 0 | 0 | 0 | 0 |
| | | | | Female | 1 | 0 | 1 | 0 | 0 | 0 | 0 | 0 |
| 410 | Operating Sys Analyst 12 Mo | 1 | 1 | Male | 1 | 0 | 0 | 0 | 1 | 0 | 0 | 0 |
| | | | | Female | 0 | 0 | 0 | 0 | 0 | 0 | 0 | 0 |
| Grand Total # | | 7 | 7 | Male # | 5 | 0 | 0 | 0 | 5 | 0 | 0 | 0 |
| Grand Total % | | | 100.0 | Male % | 71.4 | 0.0 | 0.0 | 0.0 | 71.4 | 0.0 | 0.0 | 0.0 |
| | | | | Female # | 2 | 0 | 1 | 0 | 1 | 0 | 0 | 0 |
| | | | | Female% | 28.6 | 0.0 | 14.3 | 0.0 | 14.3 | 0.0 | 0.0 | 0.0 |

California State University, Los Angeles

Snapshot Date: 11/01/2020

Workforce Analysis

Organizational Unit: Nursing

| Job Code | Job Title | Total | | Total | | | | | | | | |
|----------------------|-------------------------------|-----------|-------------|-----------------|-------------|-------------|------------|-------------|-------------|------------|------------|------------|
| | | EMP | MIN | EMP | W | AA | H | A | NA | PI | 2+ | |
| 1032 | Admin Support Assistant 12 Mo | 2 | 2 | Male | 0 | 0 | 0 | 0 | 0 | 0 | 0 | 0 |
| | | | | Female | 2 | 0 | 0 | 1 | 0 | 0 | 0 | |
| 1035 | Admin Support Coord 12 Mo | 3 | 2 | Male | 1 | 0 | 1 | 0 | 0 | 0 | 0 | |
| | | | | Female | 2 | 1 | 0 | 0 | 1 | 0 | 0 | |
| 1617 | Instructional Support Tech II | 1 | 1 | Male | 1 | 0 | 0 | 0 | 1 | 0 | 0 | |
| | | | | Female | 0 | 0 | 0 | 0 | 0 | 0 | 0 | |
| 2358 - Nursing | Lecturer AY | 35 | 18 | Male | 6 | 4 | 0 | 1 | 1 | 0 | 0 | |
| | | | | Female | 29 | 13 | 0 | 12 | 4 | 0 | 0 | |
| 3082 | SSP II | 1 | 1 | Male | 0 | 0 | 0 | 0 | 0 | 0 | 0 | |
| | | | | Female | 1 | 0 | 0 | 1 | 0 | 0 | 0 | |
| 2360 - Nursing | Instr Fac AY | 16 | 9 | Male | 4 | 2 | 0 | 0 | 1 | 0 | 1 | |
| | | | | Female | 12 | 5 | 1 | 2 | 1 | 1 | 0 | |
| 2481 - Nursing | Dept Chair 12 Mo | 1 | 1 | Male | 0 | 0 | 0 | 0 | 0 | 0 | 0 | |
| | | | | Female | 1 | 0 | 1 | 0 | 0 | 0 | 0 | |
| Grand Total # | | 59 | 34 | Male # | 12 | 6 | 1 | 1 | 3 | 0 | 0 | 1 |
| Grand Total % | | | 57.6 | Male % | 20.3 | 10.2 | 1.7 | 1.7 | 5.1 | 0.0 | 0.0 | 1.7 |
| | | | | Female # | 47 | 19 | 2 | 16 | 6 | 1 | 0 | 3 |
| | | | | Female% | 79.7 | 32.2 | 3.4 | 27.1 | 10.2 | 1.7 | 0.0 | 5.1 |

California State University, Los Angeles

Snapshot Date: 11/01/2020

Workforce Analysis

Organizational Unit: Office of Diversity & Learning

| Job Code | Job Title | Total | | Total | | | | | | | | |
|----------------------|------------------|----------|--------------|----------|-------|-----|-----|-------|-----|-----|-----|-----|
| | | EMP | MIN | EMP | W | AA | H | A | NA | PI | 2+ | |
| 3312 | Administrator II | 1 | 1 | Male | 0 | 0 | 0 | 0 | 0 | 0 | 0 | 0 |
| | | | | Female | 1 | 0 | 0 | 1 | 0 | 0 | 0 | 0 |
| Grand Total # | | 1 | 1 | Male # | 0 | 0 | 0 | 0 | 0 | 0 | 0 | 0 |
| Grand Total % | | | 100.0 | Male % | 0.0 | 0.0 | 0.0 | 0.0 | 0.0 | 0.0 | 0.0 | 0.0 |
| | | | | Female # | 1 | 0 | 0 | 1 | 0 | 0 | 0 | 0 |
| | | | | Female% | 100.0 | 0.0 | 0.0 | 100.0 | 0.0 | 0.0 | 0.0 | 0.0 |

California State University, Los Angeles

Snapshot Date: 11/01/2020

Workforce Analysis

Organizational Unit: Office of the President

| Job Code | Job Title | Total | | Total | | | | | | | | |
|----------------------|------------------------------|----------|-------------|-----------------|-------------|-------------|------------|-------------|-------------|------------|------------|------------|
| | | EMP | MIN | EMP | W | AA | H | A | NA | PI | 2+ | |
| 1170 | Cnfdntl Office Support 12 Mo | 2 | 2 | Male | 0 | 0 | 0 | 0 | 0 | 0 | 0 | 0 |
| | | | | Female | 2 | 0 | 0 | 1 | 1 | 0 | 0 | 0 |
| 1176 | Cnfdntl Admin Support 12 Mo | 1 | 1 | Male | 0 | 0 | 0 | 0 | 0 | 0 | 0 | 0 |
| | | | | Female | 1 | 0 | 0 | 1 | 0 | 0 | 0 | 0 |
| 3312 | Administrator II | 2 | 2 | Male | 0 | 0 | 0 | 0 | 0 | 0 | 0 | 0 |
| | | | | Female | 2 | 0 | 0 | 1 | 1 | 0 | 0 | 0 |
| 3306 | Administrator III | 1 | 1 | Male | 1 | 0 | 0 | 0 | 1 | 0 | 0 | 0 |
| | | | | Female | 0 | 0 | 0 | 0 | 0 | 0 | 0 | 0 |
| 3300 | Administrator IV | 1 | 1 | Male | 1 | 0 | 0 | 1 | 0 | 0 | 0 | 0 |
| | | | | Female | 0 | 0 | 0 | 0 | 0 | 0 | 0 | 0 |
| 2977 | President | 1 | 0 | Male | 1 | 1 | 0 | 0 | 0 | 0 | 0 | 0 |
| | | | | Female | 0 | 0 | 0 | 0 | 0 | 0 | 0 | 0 |
| Grand Total # | | 8 | 7 | Male # | 3 | 1 | 0 | 1 | 1 | 0 | 0 | 0 |
| Grand Total % | | | 87.5 | Male % | 37.5 | 12.5 | 0.0 | 12.5 | 12.5 | 0.0 | 0.0 | 0.0 |
| | | | | Female # | 5 | 0 | 0 | 3 | 2 | 0 | 0 | 0 |
| | | | | Female% | 62.5 | 0.0 | 0.0 | 37.5 | 25.0 | 0.0 | 0.0 | 0.0 |

California State University, Los Angeles

Snapshot Date: 11/01/2020

Workforce Analysis

Organizational Unit: Office. Resrch., Adv., & Dev.

| Job Code | Job Title | Total | | Total | | | | | | | | |
|----------------------|----------------------------|----------|-------------|-----------------|-------------|-------------|------------|-------------|-------------|------------|------------|------------|
| | | EMP | MIN | EMP | W | AA | H | A | NA | PI | 2+ | |
| 1038 | Admin Analyst/Spclst 12 Mo | 2 | 1 | Male | 0 | 0 | 0 | 0 | 0 | 0 | 0 | 0 |
| | | | | Female | 2 | 1 | 0 | 1 | 0 | 0 | 0 | |
| 3306 | Administrator III | 1 | 1 | Male | 1 | 0 | 0 | 0 | 1 | 0 | 0 | 0 |
| | | | | Female | 0 | 0 | 0 | 0 | 0 | 0 | 0 | |
| 3300 | Administrator IV | 1 | 0 | Male | 1 | 1 | 0 | 0 | 0 | 0 | 0 | 0 |
| | | | | Female | 0 | 0 | 0 | 0 | 0 | 0 | 0 | |
| Grand Total # | | 4 | 2 | Male # | 2 | 1 | 0 | 0 | 1 | 0 | 0 | 0 |
| Grand Total % | | | 50.0 | Male % | 50.0 | 25.0 | 0.0 | 0.0 | 25.0 | 0.0 | 0.0 | 0.0 |
| | | | | Female # | 2 | 1 | 0 | 1 | 0 | 0 | 0 | 0 |
| | | | | Female% | 50.0 | 25.0 | 0.0 | 25.0 | 0.0 | 0.0 | 0.0 | 0.0 |

California State University, Los Angeles

Snapshot Date: 11/01/2020

Workforce Analysis

Organizational Unit: One Card

| Job Code | Job Title | Total | | Total | | | | | | | | |
|----------------------|----------------------------|----------|--------------|-----------------|--------------|------------|------------|------------|--------------|------------|------------|------------|
| | | EMP | MIN | EMP | W | AA | H | A | NA | PI | 2+ | |
| 1762 | Accountant I | 1 | 1 | Male | 0 | 0 | 0 | 0 | 0 | 0 | 0 | 0 |
| | | | | Female | 1 | 0 | 0 | 0 | 1 | 0 | 0 | 0 |
| 1038 | Admin Analyst/Spclst 12 Mo | 1 | 1 | Male | 0 | 0 | 0 | 0 | 0 | 0 | 0 | 0 |
| | | | | Female | 1 | 0 | 0 | 0 | 1 | 0 | 0 | 0 |
| Grand Total # | | 2 | 2 | Male # | 0 | 0 | 0 | 0 | 0 | 0 | 0 | 0 |
| Grand Total % | | | 100.0 | Male % | 0.0 | 0.0 | 0.0 | 0.0 | 0.0 | 0.0 | 0.0 | 0.0 |
| | | | | Female # | 2 | 0 | 0 | 0 | 2 | 0 | 0 | 0 |
| | | | | Female% | 100.0 | 0.0 | 0.0 | 0.0 | 100.0 | 0.0 | 0.0 | 0.0 |

California State University, Los Angeles

Snapshot Date: 11/01/2020

Workforce Analysis

Organizational Unit: Orientation

| Job Code | Job Title | Total | | Total | | | | | | | | |
|----------------------|---------------------------|----------|--------------|----------|--------------|------------|------------|--------------|------------|------------|------------|------------|
| | | EMP | MIN | EMP | W | AA | H | A | NA | PI | 2+ | |
| 1035 | Admin Support Coord 12 Mo | 1 | 1 | Male | 0 | 0 | 0 | 0 | 0 | 0 | 0 | 0 |
| | | | | Female | 1 | 0 | 0 | 1 | 0 | 0 | 0 | 0 |
| 3082 | SSP II | 1 | 1 | Male | 0 | 0 | 0 | 0 | 0 | 0 | 0 | 0 |
| | | | | Female | 1 | 0 | 0 | 1 | 0 | 0 | 0 | 0 |
| Grand Total # | | 2 | 2 | Male # | 0 | 0 | 0 | 0 | 0 | 0 | 0 | 0 |
| Grand Total % | | | 100.0 | Male % | 0.0 | 0.0 | 0.0 | 0.0 | 0.0 | 0.0 | 0.0 | 0.0 |
| | | | | Female # | 2 | 0 | 0 | 2 | 0 | 0 | 0 | 0 |
| | | | | Female% | 100.0 | 0.0 | 0.0 | 100.0 | 0.0 | 0.0 | 0.0 | 0.0 |

California State University, Los Angeles

Snapshot Date: 11/01/2020

Workforce Analysis

Organizational Unit: OSD - SSF-Svcs & Accommodation

| Job Code | Job Title | Total | | Total | | | | | | | | |
|----------------------|---------------------------|----------|--------------|----------|-------|-----|-----|-------|-----|-----|-----|-----|
| | | EMP | MIN | EMP | W | AA | H | A | NA | PI | 2+ | |
| 1035 | Admin Support Coord 12 Mo | 1 | 1 | Male | 0 | 0 | 0 | 0 | 0 | 0 | 0 | 0 |
| | | | | Female | 1 | 0 | 0 | 1 | 0 | 0 | 0 | 0 |
| Grand Total # | | 1 | 1 | Male # | 0 | 0 | 0 | 0 | 0 | 0 | 0 | 0 |
| Grand Total % | | | 100.0 | Male % | 0.0 | 0.0 | 0.0 | 0.0 | 0.0 | 0.0 | 0.0 | 0.0 |
| | | | | Female # | 1 | 0 | 0 | 1 | 0 | 0 | 0 | 0 |
| | | | | Female% | 100.0 | 0.0 | 0.0 | 100.0 | 0.0 | 0.0 | 0.0 | 0.0 |

California State University, Los Angeles

Snapshot Date: 11/01/2020

Workforce Analysis

Organizational Unit: PaGE - LA Downtown office

| Job Code | Job Title | Total | | Total | | | | | | | | |
|----------------------|---------------------------|----------|-------------|-----------------|--------------|-------------|------------|-------------|------------|------------|------------|------------|
| | | EMP | MIN | EMP | W | AA | H | A | NA | PI | 2+ | |
| 1035 | Admin Support Coord 12 Mo | 2 | 1 | Male | 2 | 1 | 0 | 1 | 0 | 0 | 0 | 0 |
| | | | | Female | 0 | 0 | 0 | 0 | 0 | 0 | 0 | |
| 3079 | SSP I | 1 | 1 | Male | 1 | 0 | 0 | 1 | 0 | 0 | 0 | 0 |
| | | | | Female | 0 | 0 | 0 | 0 | 0 | 0 | 0 | |
| Grand Total # | | 3 | 2 | Male # | 3 | 1 | 0 | 2 | 0 | 0 | 0 | 0 |
| Grand Total % | | | 66.7 | Male % | 100.0 | 33.3 | 0.0 | 66.7 | 0.0 | 0.0 | 0.0 | 0.0 |
| | | | | Female # | 0 | 0 | 0 | 0 | 0 | 0 | 0 | 0 |
| | | | | Female% | 0.0 | 0.0 | 0.0 | 0.0 | 0.0 | 0.0 | 0.0 | 0.0 |

California State University, Los Angeles

Snapshot Date: 11/01/2020

Workforce Analysis

Organizational Unit: PaGE Enrollment Services

| Job Code | Job Title | Total | | Total | | | | | | | | |
|----------------------|---------------------------|----------|-------------|-----------------|-------------|-------------|------------|-------------|-------------|------------|------------|------------|
| | | EMP | MIN | EMP | W | AA | H | A | NA | PI | 2+ | |
| 3079 | SSP I | 1 | 1 | Male | 0 | 0 | 0 | 0 | 0 | 0 | 0 | 0 |
| | | | | Female | 1 | 0 | 0 | 1 | 0 | 0 | 0 | 0 |
| 1035 | Admin Support Coord 12 Mo | 1 | 0 | Male | 0 | 0 | 0 | 0 | 0 | 0 | 0 | 0 |
| | | | | Female | 1 | 1 | 0 | 0 | 0 | 0 | 0 | 0 |
| 3082 | SSP II | 1 | 1 | Male | 0 | 0 | 0 | 0 | 0 | 0 | 0 | 0 |
| | | | | Female | 1 | 0 | 0 | 1 | 0 | 0 | 0 | 0 |
| 3318 | Administrator I | 1 | 1 | Male | 1 | 0 | 0 | 0 | 1 | 0 | 0 | 0 |
| | | | | Female | 0 | 0 | 0 | 0 | 0 | 0 | 0 | 0 |
| 3312 | Administrator II | 1 | 1 | Male | 0 | 0 | 0 | 0 | 0 | 0 | 0 | 0 |
| | | | | Female | 1 | 0 | 0 | 1 | 0 | 0 | 0 | 0 |
| Grand Total # | | 5 | 4 | Male # | 1 | 0 | 0 | 0 | 1 | 0 | 0 | 0 |
| Grand Total % | | | 80.0 | Male % | 20.0 | 0.0 | 0.0 | 0.0 | 20.0 | 0.0 | 0.0 | 0.0 |
| | | | | Female # | 4 | 1 | 0 | 3 | 0 | 0 | 0 | 0 |
| | | | | Female% | 80.0 | 20.0 | 0.0 | 60.0 | 0.0 | 0.0 | 0.0 | 0.0 |

California State University, Los Angeles

Snapshot Date: 11/01/2020

Workforce Analysis

Organizational Unit: PaGE Fiscal Operations

| Job Code | Job Title | Total | | Total | | | | | | | | |
|----------------------|-----------------------------|----------|--------------|----------|-------------|------------|-------------|-------------|-------------|------------|------------|---|
| | | EMP | MIN | EMP | W | AA | H | A | NA | PI | 2+ | |
| 1730 | Accounting Technician I | 2 | 2 | Male | 1 | 0 | 0 | 1 | 0 | 0 | 0 | 0 |
| | | | | Female | 1 | 0 | 1 | 0 | 0 | 0 | 0 | |
| 1038 | Admin Analyst/Splclst 12 Mo | 2 | 2 | Male | 0 | 0 | 0 | 0 | 0 | 0 | 0 | |
| | | | | Female | 2 | 0 | 0 | 0 | 2 | 0 | 0 | |
| 3312 | Administrator II | 1 | 1 | Male | 1 | 0 | 0 | 0 | 1 | 0 | 0 | |
| | | | | Female | 0 | 0 | 0 | 0 | 0 | 0 | 0 | |
| Grand Total # | | 5 | 5 | Male # | 2 | 0 | 0 | 1 | 1 | 0 | 0 | |
| Grand Total % | | | 100.0 | Male % | 40.0 | 0.0 | 0.0 | 20.0 | 20.0 | 0.0 | 0.0 | |
| | | | | Female # | 3 | 0 | 1 | 0 | 2 | 0 | 0 | |
| | | | | Female% | 60.0 | 0.0 | 20.0 | 0.0 | 40.0 | 0.0 | 0.0 | |

California State University, Los Angeles

Snapshot Date: 11/01/2020

Workforce Analysis

Organizational Unit: PaGE International Office

| Job Code | Job Title | Total | | Total | | | | | | | | |
|----------------------|-------------------------------|----------|--------------|-----------------|-------------|------------|------------|-------------|-------------|------------|------------|------------|
| | | EMP | MIN | EMP | W | AA | H | A | NA | PI | 2+ | |
| 1032 | Admin Support Assistant 12 Mo | 1 | 1 | Male | 0 | 0 | 0 | 0 | 0 | 0 | 0 | 0 |
| | | | | Female | 1 | 0 | 0 | 1 | 0 | 0 | 0 | 0 |
| 3079 | SSP I | 1 | 1 | Male | 0 | 0 | 0 | 0 | 0 | 0 | 0 | 0 |
| | | | | Female | 1 | 0 | 0 | 1 | 0 | 0 | 0 | 0 |
| 3082 | SSP II | 2 | 2 | Male | 1 | 0 | 0 | 0 | 1 | 0 | 0 | 0 |
| | | | | Female | 1 | 0 | 0 | 0 | 1 | 0 | 0 | 0 |
| 3084 | SSP III | 1 | 1 | Male | 0 | 0 | 0 | 0 | 0 | 0 | 0 | 0 |
| | | | | Female | 1 | 0 | 0 | 0 | 1 | 0 | 0 | 0 |
| 3312 | Administrator II | 1 | 1 | Male | 1 | 0 | 0 | 1 | 0 | 0 | 0 | 0 |
| | | | | Female | 0 | 0 | 0 | 0 | 0 | 0 | 0 | 0 |
| Grand Total # | | 6 | 6 | Male # | 2 | 0 | 0 | 1 | 1 | 0 | 0 | 0 |
| Grand Total % | | | 100.0 | Male % | 33.3 | 0.0 | 0.0 | 16.7 | 16.7 | 0.0 | 0.0 | 0.0 |
| | | | | Female # | 4 | 0 | 0 | 2 | 2 | 0 | 0 | 0 |
| | | | | Female% | 66.7 | 0.0 | 0.0 | 33.3 | 33.3 | 0.0 | 0.0 | 0.0 |

California State University, Los Angeles

Snapshot Date: 11/01/2020

Workforce Analysis

Organizational Unit: PaGE Mkting and Communication

| Job Code | Job Title | Total | | Total | | | | | | | | |
|----------------------|-----------------------------|----------|--------------|----------|--------------|------------|------------|-------------|-------------|------------|------------|------------|
| | | EMP | MIN | EMP | W | AA | H | A | NA | PI | 2+ | |
| 800 | Pub Affairs/Comm Spec 12 Mo | 2 | 2 | Male | 0 | 0 | 0 | 0 | 0 | 0 | 0 | 0 |
| | | | | Female | 2 | 0 | 0 | 1 | 1 | 0 | 0 | 0 |
| 3312 | Administrator II | 1 | 1 | Male | 0 | 0 | 0 | 0 | 0 | 0 | 0 | 0 |
| | | | | Female | 1 | 0 | 0 | 1 | 0 | 0 | 0 | 0 |
| Grand Total # | | 3 | 3 | Male # | 0 | 0 | 0 | 0 | 0 | 0 | 0 | 0 |
| Grand Total % | | | 100.0 | Male % | 0.0 | 0.0 | 0.0 | 0.0 | 0.0 | 0.0 | 0.0 | 0.0 |
| | | | | Female # | 3 | 0 | 0 | 2 | 1 | 0 | 0 | 0 |
| | | | | Female% | 100.0 | 0.0 | 0.0 | 66.7 | 33.3 | 0.0 | 0.0 | 0.0 |

California State University, Los Angeles

Snapshot Date: 11/01/2020

Workforce Analysis

Organizational Unit: PaGE Program Area

| Job Code | Job Title | Total | | Total | | | | | | | | |
|----------------------|---------------------------|----------|-------------|-----------------|-------------|-------------|-------------|-------------|-------------|------------|------------|-------------|
| | | EMP | MIN | EMP | W | AA | H | A | NA | PI | 2+ | |
| 1035 | Admin Support Coord 12 Mo | 1 | 1 | Male | 0 | 0 | 0 | 0 | 0 | 0 | 0 | 0 |
| | | | | Female | 1 | 0 | 0 | 0 | 1 | 0 | 0 | 0 |
| 1038 | Admin Analyst/Splst 12 Mo | 1 | 1 | Male | 0 | 0 | 0 | 0 | 0 | 0 | 0 | 0 |
| | | | | Female | 1 | 0 | 0 | 0 | 1 | 0 | 0 | 0 |
| 5181 | Extended Ed Specialist I | 1 | 1 | Male | 0 | 0 | 0 | 0 | 0 | 0 | 0 | 0 |
| | | | | Female | 1 | 0 | 0 | 0 | 1 | 0 | 0 | 0 |
| 5182 | Extended Ed Specialist II | 5 | 4 | Male | 1 | 1 | 0 | 0 | 0 | 0 | 0 | 0 |
| | | | | Female | 4 | 0 | 1 | 1 | 2 | 0 | 0 | 0 |
| 3306 | Administrator III | 1 | 1 | Male | 0 | 0 | 0 | 0 | 0 | 0 | 0 | 0 |
| | | | | Female | 1 | 0 | 0 | 0 | 0 | 0 | 0 | 0 |
| Grand Total # | | 9 | 8 | Male # | 1 | 1 | 0 | 0 | 0 | 0 | 0 | 0 |
| Grand Total % | | | 88.9 | Male % | 11.1 | 11.1 | 0.0 | 0.0 | 0.0 | 0.0 | 0.0 | 0.0 |
| | | | | Female # | 8 | 0 | 1 | 1 | 5 | 0 | 0 | 1 |
| | | | | Female% | 88.9 | 0.0 | 11.1 | 11.1 | 55.6 | 0.0 | 0.0 | 11.1 |

California State University, Los Angeles

Snapshot Date: 11/01/2020

Workforce Analysis

Organizational Unit: Paint Shop

| Job Code | Job Title | Total | | Total | | | | | | | | | |
|----------------------|-----------------|----------|--------------|----------|--------------|------------|-------------|-------------|------------|------------|------------|------------|---|
| | | EMP | MIN | EMP | W | AA | H | A | NA | PI | 2+ | | |
| 6526 | Painter | 1 | 1 | Male | 1 | 0 | 0 | 1 | 0 | 0 | 0 | 0 | 0 |
| | | | | Female | 0 | 0 | 0 | 0 | 0 | 0 | 0 | 0 | 0 |
| 6525 | Lead Painter | 1 | 1 | Male | 1 | 0 | 1 | 0 | 0 | 0 | 0 | 0 | 0 |
| | | | | Female | 0 | 0 | 0 | 0 | 0 | 0 | 0 | 0 | 0 |
| 6524 | Sprvsng Painter | 1 | 1 | Male | 1 | 0 | 1 | 0 | 0 | 0 | 0 | 0 | 0 |
| | | | | Female | 0 | 0 | 0 | 0 | 0 | 0 | 0 | 0 | 0 |
| Grand Total # | | 3 | 3 | Male # | 3 | 0 | 2 | 1 | 0 | 0 | 0 | 0 | |
| Grand Total % | | | 100.0 | Male % | 100.0 | 0.0 | 66.7 | 33.3 | 0.0 | 0.0 | 0.0 | 0.0 | |
| | | | | Female # | 0 | 0 | 0 | 0 | 0 | 0 | 0 | 0 | |
| | | | | Female% | 0.0 | 0.0 | 0.0 | 0.0 | 0.0 | 0.0 | 0.0 | 0.0 | |

California State University, Los Angeles

Snapshot Date: 11/01/2020

Workforce Analysis

Organizational Unit: Pan African Studies

| Job Code | Job Title | Total | | Total | | | | | | | | |
|----------------------------|----------------------------|-----------|--------------|-----------------|-------------|------------|-------------|------------|------------|------------|------------|------------|
| | | EMP | MIN | EMP | W | AA | H | A | NA | PI | 2+ | |
| 2325 | Graduate Assistant Monthly | 2 | 2 | Male | 1 | 0 | 1 | 0 | 0 | 0 | 0 | 0 |
| | | | | Female | 1 | 0 | 0 | 1 | 0 | 0 | 0 | 0 |
| 1035 | Admin Support Coord 12 Mo | 1 | 1 | Male | 0 | 0 | 0 | 0 | 0 | 0 | 0 | 0 |
| | | | | Female | 1 | 0 | 1 | 0 | 0 | 0 | 0 | 0 |
| 2358 - Pan African Studies | Lecturer AY | 7 | 7 | Male | 3 | 0 | 3 | 0 | 0 | 0 | 0 | 0 |
| | | | | Female | 4 | 0 | 4 | 0 | 0 | 0 | 0 | 0 |
| 2360 - Pan African Studies | Instr Fac AY | 6 | 6 | Male | 3 | 0 | 3 | 0 | 0 | 0 | 0 | 0 |
| | | | | Female | 3 | 0 | 2 | 0 | 0 | 0 | 0 | 1 |
| 2481 - Pan African Studies | Dept Chair 12 Mo | 1 | 1 | Male | 1 | 0 | 1 | 0 | 0 | 0 | 0 | 0 |
| | | | | Female | 0 | 0 | 0 | 0 | 0 | 0 | 0 | 0 |
| Grand Total # | | 17 | 17 | Male # | 8 | 0 | 8 | 0 | 0 | 0 | 0 | 0 |
| Grand Total % | | | 100.0 | Male % | 47.1 | 0.0 | 47.1 | 0.0 | 0.0 | 0.0 | 0.0 | 0.0 |
| | | | | Female # | 9 | 0 | 7 | 1 | 0 | 0 | 0 | 1 |
| | | | | Female% | 52.9 | 0.0 | 41.2 | 5.9 | 0.0 | 0.0 | 0.0 | 5.9 |

California State University, Los Angeles

Snapshot Date: 11/01/2020

Workforce Analysis

Organizational Unit: Parking

| Job Code | Job Title | Total | | Total | | | | | | | | |
|----------------------|-------------------------------|-----------|-------------|-----------------|-------------|------------|-------------|-------------|------------|------------|------------|------------|
| | | EMP | MIN | EMP | W | AA | H | A | NA | PI | 2+ | |
| 8810 | Parking Officer 12 Mo | 7 | 7 | Male | 4 | 0 | 2 | 2 | 0 | 0 | 0 | 0 |
| | | | | Female | 3 | 0 | 1 | 2 | 0 | 0 | 0 | 0 |
| 1032 | Admin Support Assistant 12 Mo | 1 | 1 | Male | 0 | 0 | 0 | 0 | 0 | 0 | 0 | 0 |
| | | | | Female | 1 | 0 | 0 | 1 | 0 | 0 | 0 | 0 |
| 1038 | Admin Analyst/Splst 12 Mo | 2 | 2 | Male | 1 | 0 | 0 | 1 | 0 | 0 | 0 | 0 |
| | | | | Female | 1 | 0 | 0 | 1 | 0 | 0 | 0 | 0 |
| 1035 | Admin Support Coord 12 Mo | 1 | 1 | Male | 0 | 0 | 0 | 0 | 0 | 0 | 0 | 0 |
| | | | | Female | 1 | 0 | 0 | 1 | 0 | 0 | 0 | 0 |
| 1740 | Accounting Technician III | 1 | 1 | Male | 0 | 0 | 0 | 0 | 0 | 0 | 0 | 0 |
| | | | | Female | 1 | 0 | 0 | 1 | 0 | 0 | 0 | 0 |
| 6940 | Facilities Maintenance Mech | 2 | 2 | Male | 2 | 0 | 0 | 2 | 0 | 0 | 0 | 0 |
| | | | | Female | 0 | 0 | 0 | 0 | 0 | 0 | 0 | 0 |
| 3318 | Administrator I | 1 | 0 | Male | 1 | 1 | 0 | 0 | 0 | 0 | 0 | 0 |
| | | | | Female | 0 | 0 | 0 | 0 | 0 | 0 | 0 | 0 |
| 3312 | Administrator II | 1 | 1 | Male | 0 | 0 | 0 | 0 | 0 | 0 | 0 | 0 |
| | | | | Female | 1 | 0 | 0 | 1 | 0 | 0 | 0 | 0 |
| Grand Total # | | 16 | 15 | Male # | 8 | 1 | 2 | 5 | 0 | 0 | 0 | 0 |
| Grand Total % | | | 93.8 | Male % | 50.0 | 6.3 | 12.5 | 31.3 | 0.0 | 0.0 | 0.0 | 0.0 |
| | | | | Female # | 8 | 0 | 1 | 7 | 0 | 0 | 0 | 0 |
| | | | | Female% | 50.0 | 0.0 | 6.3 | 43.8 | 0.0 | 0.0 | 0.0 | 0.0 |

California State University, Los Angeles

Snapshot Date: 11/01/2020

Workforce Analysis

Organizational Unit: Pat Brown Institute

| Job Code | Job Title | Total | | Total | | | | | | | | |
|----------------------|----------------------------|----------|-------------|----------|-------------|-------------|------------|------------|-------------|------------|------------|---|
| | | EMP | MIN | EMP | W | AA | H | A | NA | PI | 2+ | |
| 1038 | Admin Analyst/Spclst 12 Mo | 1 | 1 | Male | 0 | 0 | 0 | 0 | 0 | 0 | 0 | 0 |
| | | | | Female | 1 | 0 | 0 | 0 | 1 | 0 | 0 | |
| 3306 | Administrator III | 1 | 0 | Male | 1 | 1 | 0 | 0 | 0 | 0 | 0 | |
| | | | | Female | 0 | 0 | 0 | 0 | 0 | 0 | | |
| Grand Total # | | 2 | 1 | Male # | 1 | 1 | 0 | 0 | 0 | 0 | 0 | |
| Grand Total % | | | 50.0 | Male % | 50.0 | 50.0 | 0.0 | 0.0 | 0.0 | 0.0 | 0.0 | |
| | | | | Female # | 1 | 0 | 0 | 0 | 1 | 0 | 0 | |
| | | | | Female% | 50.0 | 0.0 | 0.0 | 0.0 | 50.0 | 0.0 | 0.0 | |

California State University, Los Angeles

Snapshot Date: 11/01/2020

Workforce Analysis

Organizational Unit: Payroll

| Job Code | Job Title | Total | | Total | | | | | | | | |
|----------------------|----------------------------|----------|-------------|-----------------|-------------|-------------|------------|-------------|-------------|------------|------------|------------|
| | | EMP | MIN | EMP | W | AA | H | A | NA | PI | 2+ | |
| 1100 | Payroll Technician I | 1 | 1 | Male | 1 | 0 | 0 | 0 | 1 | 0 | 0 | 0 |
| | | | | Female | 0 | 0 | 0 | 0 | 0 | 0 | 0 | |
| 1101 | Payroll Technician II | 2 | 1 | Male | 0 | 0 | 0 | 0 | 0 | 0 | 0 | 0 |
| | | | | Female | 2 | 1 | 0 | 0 | 1 | 0 | 0 | 0 |
| 1102 | Payroll Technician III | 1 | 1 | Male | 0 | 0 | 0 | 0 | 0 | 0 | 0 | 0 |
| | | | | Female | 1 | 0 | 0 | 0 | 1 | 0 | 0 | 0 |
| 1038 | Admin Analyst/Spclst 12 Mo | 1 | 1 | Male | 0 | 0 | 0 | 0 | 0 | 0 | 0 | 0 |
| | | | | Female | 1 | 0 | 0 | 1 | 0 | 0 | 0 | 0 |
| 3312 | Administrator II | 1 | 1 | Male | 0 | 0 | 0 | 0 | 0 | 0 | 0 | 0 |
| | | | | Female | 1 | 0 | 0 | 0 | 1 | 0 | 0 | 0 |
| Grand Total # | | 6 | 5 | Male # | 1 | 0 | 0 | 0 | 1 | 0 | 0 | 0 |
| Grand Total % | | | 83.3 | Male % | 16.7 | 0.0 | 0.0 | 0.0 | 16.7 | 0.0 | 0.0 | 0.0 |
| | | | | Female # | 5 | 1 | 0 | 1 | 3 | 0 | 0 | 0 |
| | | | | Female% | 83.3 | 16.7 | 0.0 | 16.7 | 50.0 | 0.0 | 0.0 | 0.0 |

California State University, Los Angeles

Snapshot Date: 11/01/2020

Workforce Analysis

Organizational Unit: Philosophy

| Job Code | Job Title | Total | | Total | | | | | | | | |
|----------------------|---------------------------|-----------|-------------|-----------------|-------------|-------------|------------|------------|-------------|------------|------------|------------|
| | | EMP | MIN | EMP | W | AA | H | A | NA | PI | 2+ | |
| 2355 | Graduate Assistant | 2 | 1 | Male | 1 | 0 | 0 | 0 | 1 | 0 | 0 | 0 |
| | | | | Female | 1 | 1 | 0 | 0 | 0 | 0 | 0 | 0 |
| 2354 - Philosophy | Teaching Associate AY | 2 | 1 | Male | 2 | 1 | 0 | 0 | 1 | 0 | 0 | 0 |
| | | | | Female | 0 | 0 | 0 | 0 | 0 | 0 | 0 | 0 |
| 1035 | Admin Support Coord 12 Mo | 1 | 1 | Male | 0 | 0 | 0 | 0 | 0 | 0 | 0 | 0 |
| | | | | Female | 1 | 0 | 0 | 0 | 1 | 0 | 0 | 0 |
| 2358 - Philosophy | Lecturer AY | 6 | 0 | Male | 5 | 5 | 0 | 0 | 0 | 0 | 0 | 0 |
| | | | | Female | 1 | 1 | 0 | 0 | 0 | 0 | 0 | 0 |
| 2360 - Philosophy | Instr Fac AY | 7 | 5 | Male | 6 | 1 | 0 | 1 | 3 | 0 | 0 | 1 |
| | | | | Female | 1 | 1 | 0 | 0 | 0 | 0 | 0 | 0 |
| 2481 - Philosophy | Dept Chair 12 Mo | 1 | 0 | Male | 1 | 1 | 0 | 0 | 0 | 0 | 0 | 0 |
| | | | | Female | 0 | 0 | 0 | 0 | 0 | 0 | 0 | 0 |
| Grand Total # | | 19 | 8 | Male # | 15 | 8 | 0 | 1 | 5 | 0 | 0 | 1 |
| Grand Total % | | | 42.1 | Male % | 78.9 | 42.1 | 0.0 | 5.3 | 26.3 | 0.0 | 0.0 | 5.3 |
| | | | | Female # | 4 | 3 | 0 | 0 | 1 | 0 | 0 | 0 |
| | | | | Female% | 21.1 | 15.8 | 0.0 | 0.0 | 5.3 | 0.0 | 0.0 | 0.0 |

California State University, Los Angeles

Snapshot Date: 11/01/2020

Workforce Analysis

Organizational Unit: Physics and Astronomy

| Job Code | Job Title | Total | | Total | | | | | | | | |
|------------------------------|--------------------------------|-----------|-------------|-----------------|-------------|-------------|------------|-------------|-------------|------------|------------|------------|
| | | EMP | MIN | EMP | W | AA | H | A | NA | PI | 2+ | |
| 2355 | Graduate Assistant | 5 | 4 | Male | 4 | 1 | 0 | 3 | 0 | 0 | 0 | 0 |
| | | | | Female | 1 | 0 | 0 | 1 | 0 | 0 | 0 | 0 |
| 2354 - Physics and Astronomy | Teaching Associate AY | 2 | 1 | Male | 2 | 1 | 0 | 1 | 0 | 0 | 0 | 0 |
| | | | | Female | 0 | 0 | 0 | 0 | 0 | 0 | 0 | 0 |
| 1035 | Admin Support Coord 12 Mo | 1 | 1 | Male | 0 | 0 | 0 | 0 | 0 | 0 | 0 | 0 |
| | | | | Female | 1 | 0 | 0 | 0 | 1 | 0 | 0 | 0 |
| 2358 - Physics and Astronomy | Lecturer AY | 19 | 9 | Male | 15 | 8 | 0 | 1 | 4 | 0 | 0 | 2 |
| | | | | Female | 4 | 2 | 0 | 0 | 2 | 0 | 0 | 0 |
| 1619 | Instructional Support Tech III | 1 | 1 | Male | 1 | 0 | 0 | 1 | 0 | 0 | 0 | 0 |
| | | | | Female | 0 | 0 | 0 | 0 | 0 | 0 | 0 | 0 |
| 7024 | Equip Tech III, Splized Equip | 1 | 1 | Male | 0 | 0 | 0 | 0 | 0 | 0 | 0 | 0 |
| | | | | Female | 1 | 0 | 0 | 1 | 0 | 0 | 0 | 0 |
| 2360 - Physics and Astronomy | Instr Fac AY | 7 | 1 | Male | 6 | 5 | 0 | 1 | 0 | 0 | 0 | 0 |
| | | | | Female | 1 | 1 | 0 | 0 | 0 | 0 | 0 | 0 |
| 2481 - Physics and Astronomy | Dept Chair 12 Mo | 1 | 1 | Male | 1 | 0 | 0 | 1 | 0 | 0 | 0 | 0 |
| | | | | Female | 0 | 0 | 0 | 0 | 0 | 0 | 0 | 0 |
| Grand Total # | | 37 | 19 | Male # | 29 | 15 | 0 | 8 | 4 | 0 | 0 | 2 |
| Grand Total % | | | 51.4 | Male % | 78.4 | 40.5 | 0.0 | 21.6 | 10.8 | 0.0 | 0.0 | 5.4 |
| | | | | Female # | 8 | 3 | 0 | 2 | 3 | 0 | 0 | 0 |
| | | | | Female% | 21.6 | 8.1 | 0.0 | 5.4 | 8.1 | 0.0 | 0.0 | 0.0 |

California State University, Los Angeles

Snapshot Date: 11/01/2020

Workforce Analysis

Organizational Unit: Planning & Construction

| Job Code | Job Title | Total | | Total | | | | | | | | |
|----------------------|----------------------------|----------|-------------|----------|-------------|-------------|------------|------------|-------------|------------|------------|------------|
| | | EMP | MIN | EMP | W | AA | H | A | NA | PI | 2+ | |
| 1038 | Admin Analyst/Spclst 12 Mo | 1 | 0 | Male | 0 | 0 | 0 | 0 | 0 | 0 | 0 | 0 |
| | | | | Female | 1 | 1 | 0 | 0 | 0 | 0 | 0 | 0 |
| 3306 | Administrator III | 1 | 1 | Male | 1 | 0 | 0 | 0 | 1 | 0 | 0 | 0 |
| | | | | Female | 0 | 0 | 0 | 0 | 0 | 0 | 0 | 0 |
| Grand Total # | | 2 | 1 | Male # | 1 | 0 | 0 | 0 | 1 | 0 | 0 | 0 |
| Grand Total % | | | 50.0 | Male % | 50.0 | 0.0 | 0.0 | 0.0 | 50.0 | 0.0 | 0.0 | 0.0 |
| | | | | Female # | 1 | 1 | 0 | 0 | 0 | 0 | 0 | 0 |
| | | | | Female% | 50.0 | 50.0 | 0.0 | 0.0 | 0.0 | 0.0 | 0.0 | 0.0 |

California State University, Los Angeles

Snapshot Date: 11/01/2020

Workforce Analysis

Organizational Unit: Plumbing Shop

| Job Code | Job Title | Total | | Total | | | | | | | | |
|----------------------|-----------------------------|----------|--------------|-----------------|--------------|------------|------------|--------------|------------|------------|------------|------------|
| | | EMP | MIN | EMP | W | AA | H | A | NA | PI | 2+ | |
| 6940 | Facilities Maintenance Mech | 2 | 2 | Male | 2 | 0 | 0 | 2 | 0 | 0 | 0 | 0 |
| | | | | Female | 0 | 0 | 0 | 0 | 0 | 0 | 0 | |
| 6549 | Plumber | 1 | 1 | Male | 1 | 0 | 0 | 1 | 0 | 0 | 0 | 0 |
| | | | | Female | 0 | 0 | 0 | 0 | 0 | 0 | 0 | |
| 6547 | Sprvsng Plumber | 1 | 1 | Male | 1 | 0 | 0 | 1 | 0 | 0 | 0 | 0 |
| | | | | Female | 0 | 0 | 0 | 0 | 0 | 0 | 0 | |
| Grand Total # | | 4 | 4 | Male # | 4 | 0 | 0 | 4 | 0 | 0 | 0 | 0 |
| Grand Total % | | | 100.0 | Male % | 100.0 | 0.0 | 0.0 | 100.0 | 0.0 | 0.0 | 0.0 | 0.0 |
| | | | | Female # | 0 | 0 | 0 | 0 | 0 | 0 | 0 | 0 |
| | | | | Female% | 0.0 | 0.0 | 0.0 | 0.0 | 0.0 | 0.0 | 0.0 | 0.0 |

California State University, Los Angeles

Snapshot Date: 11/01/2020

Workforce Analysis

Organizational Unit: Police

| Job Code | Job Title | Total | | Total | | | | | | | | |
|----------|-------------------------------|-------|-----|--------|---|----|---|---|----|----|----|---|
| | | EMP | MIN | EMP | W | AA | H | A | NA | PI | 2+ | |
| 8820 | Community Service Spec 12 Mo | 2 | 2 | Male | 2 | 0 | 1 | 1 | 0 | 0 | 0 | 0 |
| | | | | Female | 0 | 0 | 0 | 0 | 0 | 0 | 0 | |
| 8800 | Police Dispatcher 12 Mo | 4 | 4 | Male | 2 | 0 | 0 | 1 | 0 | 0 | 0 | 1 |
| | | | | Female | 2 | 0 | 0 | 2 | 0 | 0 | 0 | 0 |
| 1038 | Admin Analyst/Splst 12 Mo | 4 | 4 | Male | 1 | 0 | 0 | 1 | 0 | 0 | 0 | 0 |
| | | | | Female | 3 | 0 | 0 | 3 | 0 | 0 | 0 | 0 |
| 7000 | Equip Maintenance Assistant | 1 | 1 | Male | 1 | 0 | 0 | 1 | 0 | 0 | 0 | 0 |
| | | | | Female | 0 | 0 | 0 | 0 | 0 | 0 | 0 | 0 |
| 8350 | Police Officer | 5 | 5 | Male | 4 | 0 | 2 | 2 | 0 | 0 | 0 | 0 |
| | | | | Female | 1 | 0 | 0 | 1 | 0 | 0 | 0 | 0 |
| 7012 | Equip Tech II, Electro-Mechnl | 1 | 1 | Male | 1 | 0 | 0 | 1 | 0 | 0 | 0 | 0 |
| | | | | Female | 0 | 0 | 0 | 0 | 0 | 0 | 0 | 0 |
| 6642 | Locksmith | 1 | 0 | Male | 1 | 1 | 0 | 0 | 0 | 0 | 0 | 0 |
| | | | | Female | 0 | 0 | 0 | 0 | 0 | 0 | 0 | 0 |
| 6643 | Lead Locksmith | 1 | 0 | Male | 1 | 1 | 0 | 0 | 0 | 0 | 0 | 0 |
| | | | | Female | 0 | 0 | 0 | 0 | 0 | 0 | 0 | 0 |
| 8365 | Corporal | 4 | 4 | Male | 4 | 0 | 0 | 3 | 1 | 0 | 0 | 0 |
| | | | | Female | 0 | 0 | 0 | 0 | 0 | 0 | 0 | 0 |
| 3318 | Administrator I | 1 | 1 | Male | 0 | 0 | 0 | 0 | 0 | 0 | 0 | 0 |
| | | | | Female | 1 | 0 | 0 | 1 | 0 | 0 | 0 | 0 |
| 8354 | Sergeant | 6 | 5 | Male | 5 | 1 | 1 | 2 | 1 | 0 | 0 | 0 |
| | | | | Female | 1 | 0 | 0 | 1 | 0 | 0 | 0 | 0 |
| 5284 | Sr Budget Analyst | 1 | 1 | Male | 0 | 0 | 0 | 0 | 0 | 0 | 0 | 0 |
| | | | | Female | 1 | 0 | 0 | 1 | 0 | 0 | 0 | 0 |
| 3312 | Administrator II | 1 | 1 | Male | 0 | 0 | 0 | 0 | 0 | 0 | 0 | 0 |
| | | | | Female | 1 | 0 | 0 | 1 | 0 | 0 | 0 | 0 |

California State University, Los Angeles

Snapshot Date: 11/01/2020

Workforce Analysis

Organizational Unit: Police

| Job Code | Job Title | Total | | Total | | | | | | | | |
|----------------------|-------------------|-----------|-------------|----------|-------------|------------|-------------|-------------|------------|------------|------------|------------|
| | | EMP | MIN | EMP | W | AA | H | A | NA | PI | 2+ | |
| 3306 | Administrator III | 1 | 1 | Male | 1 | 0 | 1 | 0 | 0 | 0 | 0 | 0 |
| | | | | Female | 0 | 0 | 0 | 0 | 0 | 0 | 0 | 0 |
| Grand Total # | | 33 | 30 | Male # | 23 | 3 | 5 | 12 | 2 | 0 | 0 | 1 |
| Grand Total % | | | 90.9 | Male % | 69.7 | 9.1 | 15.2 | 36.4 | 6.1 | 0.0 | 0.0 | 3.0 |
| | | | | Female # | 10 | 0 | 0 | 10 | 0 | 0 | 0 | 0 |
| | | | | Female% | 30.3 | 0.0 | 0.0 | 30.3 | 0.0 | 0.0 | 0.0 | 0.0 |

California State University, Los Angeles

Snapshot Date: 11/01/2020

Workforce Analysis

Organizational Unit: Political Science

| Job Code | Job Title | Total | | Total | | | | | | | | |
|--------------------------|-------------------------------|-----------|-------------|-----------------|-------------|-------------|------------|-------------|-------------|------------|------------|------------|
| | | EMP | MIN | EMP | W | AA | H | A | NA | PI | 2+ | |
| 2355 | Graduate Assistant | 2 | 2 | Male | 1 | 0 | 0 | 1 | 0 | 0 | 0 | 0 |
| | | | | Female | 1 | 0 | 0 | 1 | 0 | 0 | 0 | 0 |
| 1032 | Admin Support Assistant 12 Mo | 1 | 1 | Male | 0 | 0 | 0 | 0 | 0 | 0 | 0 | 0 |
| | | | | Female | 1 | 0 | 0 | 0 | 0 | 0 | 0 | 1 |
| 2358 - Political Science | Lecturer AY | 14 | 8 | Male | 8 | 3 | 0 | 2 | 1 | 0 | 0 | 2 |
| | | | | Female | 6 | 3 | 0 | 0 | 2 | 0 | 0 | 1 |
| 2360 - Political Science | Instr Fac AY | 11 | 6 | Male | 6 | 3 | 0 | 0 | 3 | 0 | 0 | 0 |
| | | | | Female | 5 | 2 | 1 | 0 | 2 | 0 | 0 | 0 |
| 2481 - Political Science | Dept Chair 12 Mo | 1 | 0 | Male | 1 | 1 | 0 | 0 | 0 | 0 | 0 | 0 |
| | | | | Female | 0 | 0 | 0 | 0 | 0 | 0 | 0 | 0 |
| Grand Total # | | 29 | 17 | Male # | 16 | 7 | 0 | 3 | 4 | 0 | 0 | 2 |
| Grand Total % | | | 58.6 | Male % | 55.2 | 24.1 | 0.0 | 10.3 | 13.8 | 0.0 | 0.0 | 6.9 |
| | | | | Female # | 13 | 5 | 1 | 1 | 4 | 0 | 0 | 2 |
| | | | | Female% | 44.8 | 17.2 | 3.4 | 3.4 | 13.8 | 0.0 | 0.0 | 6.9 |

California State University, Los Angeles

Snapshot Date: 11/01/2020

Workforce Analysis

Organizational Unit: Printing Center

| Job Code | Job Title | Total | | Total | | | | | | | | |
|----------------------|------------------------------|----------|-------------|-----------------|--------------|-------------|------------|-------------|-------------|------------|------------|------------|
| | | EMP | MIN | EMP | W | AA | H | A | NA | PI | 2+ | |
| 830 | Desktop Pub/Graph Spec 12 Mo | 1 | 1 | Male | 1 | 0 | 0 | 1 | 0 | 0 | 0 | 0 |
| | | | | Female | 0 | 0 | 0 | 0 | 0 | 0 | 0 | |
| 1481 | Reprographics Specialist II | 3 | 2 | Male | 3 | 1 | 0 | 2 | 0 | 0 | 0 | 0 |
| | | | | Female | 0 | 0 | 0 | 0 | 0 | 0 | 0 | |
| 1035 | Admin Support Coord 12 Mo | 1 | 1 | Male | 1 | 0 | 0 | 0 | 1 | 0 | 0 | 0 |
| | | | | Female | 0 | 0 | 0 | 0 | 0 | 0 | 0 | |
| 1482 | Reprographics Specialist III | 1 | 1 | Male | 1 | 0 | 0 | 1 | 0 | 0 | 0 | 0 |
| | | | | Female | 0 | 0 | 0 | 0 | 0 | 0 | 0 | |
| 1483 | Reprographics Specialist IV | 1 | 1 | Male | 1 | 0 | 0 | 0 | 1 | 0 | 0 | 0 |
| | | | | Female | 0 | 0 | 0 | 0 | 0 | 0 | 0 | |
| Grand Total # | | 7 | 6 | Male # | 7 | 1 | 0 | 4 | 2 | 0 | 0 | 0 |
| Grand Total % | | | 85.7 | Male % | 100.0 | 14.3 | 0.0 | 57.1 | 28.6 | 0.0 | 0.0 | 0.0 |
| | | | | Female # | 0 | 0 | 0 | 0 | 0 | 0 | 0 | 0 |
| | | | | Female% | 0.0 | 0.0 | 0.0 | 0.0 | 0.0 | 0.0 | 0.0 | 0.0 |

California State University, Los Angeles

Snapshot Date: 11/01/2020

Workforce Analysis

Organizational Unit: Property Management

| Job Code | Job Title | Total | | Total | | | | | | | | |
|----------------------|------------------|-------|-----|----------|-------|-------|-----|-----|-----|-----|-----|---|
| | | EMP | MIN | EMP | W | AA | H | A | NA | PI | 2+ | |
| 1550 | Property Clerk I | 1 | 0 | Male | 1 | 1 | 0 | 0 | 0 | 0 | 0 | 0 |
| | | | | Female | 0 | 0 | 0 | 0 | 0 | 0 | 0 | 0 |
| Grand Total # | | 1 | 0 | Male # | 1 | 1 | 0 | 0 | 0 | 0 | 0 | |
| Grand Total % | | | 0.0 | Male % | 100.0 | 100.0 | 0.0 | 0.0 | 0.0 | 0.0 | 0.0 | |
| | | | | Female # | 0 | 0 | 0 | 0 | 0 | 0 | 0 | |
| | | | | Female% | 0.0 | 0.0 | 0.0 | 0.0 | 0.0 | 0.0 | 0.0 | |

California State University, Los Angeles

Snapshot Date: 11/01/2020

Workforce Analysis

Organizational Unit: Psychology

| Job Code | Job Title | Total | | Total | | | | | | | | |
|----------------------|-------------------------------|-----------|-------------|-----------------|-------------|-------------|------------|-------------|-------------|------------|------------|------------|
| | | EMP | MIN | EMP | W | AA | H | A | NA | PI | 2+ | |
| 2355 | Graduate Assistant | 19 | 15 | Male | 4 | 0 | 0 | 2 | 2 | 0 | 0 | 0 |
| | | | | Female | 15 | 4 | 1 | 6 | 3 | 0 | 0 | 1 |
| 1032 | Admin Support Assistant 12 Mo | 1 | 1 | Male | 0 | 0 | 0 | 0 | 0 | 0 | 0 | 0 |
| | | | | Female | 1 | 0 | 0 | 1 | 0 | 0 | 0 | 0 |
| 1035 | Admin Support Coord 12 Mo | 2 | 2 | Male | 0 | 0 | 0 | 0 | 0 | 0 | 0 | 0 |
| | | | | Female | 2 | 0 | 0 | 2 | 0 | 0 | 0 | 0 |
| 2358 - Psychology | Lecturer AY | 23 | 16 | Male | 8 | 3 | 0 | 3 | 1 | 0 | 0 | 1 |
| | | | | Female | 15 | 4 | 1 | 5 | 4 | 0 | 0 | 1 |
| 2360 - Psychology | Instr Fac AY | 17 | 8 | Male | 9 | 6 | 1 | 0 | 2 | 0 | 0 | 0 |
| | | | | Female | 8 | 3 | 0 | 2 | 3 | 0 | 0 | 0 |
| 2481 - Psychology | Dept Chair 12 Mo | 1 | 1 | Male | 0 | 0 | 0 | 0 | 0 | 0 | 0 | 0 |
| | | | | Female | 1 | 0 | 0 | 0 | 1 | 0 | 0 | 0 |
| Grand Total # | | 63 | 43 | Male # | 21 | 9 | 1 | 5 | 5 | 0 | 0 | 1 |
| Grand Total % | | | 68.3 | Male % | 33.3 | 14.3 | 1.6 | 7.9 | 7.9 | 0.0 | 0.0 | 1.6 |
| | | | | Female # | 42 | 11 | 2 | 16 | 11 | 0 | 0 | 2 |
| | | | | Female% | 66.7 | 17.5 | 3.2 | 25.4 | 17.5 | 0.0 | 0.0 | 3.2 |

California State University, Los Angeles

Snapshot Date: 11/01/2020

Workforce Analysis

Organizational Unit: Public Affairs

| Job Code | Job Title | Total | | Total | | | | | | | | |
|----------------------|-----------------------------|-----------|-------------|-----------------|-------------|------------|-------------|-------------|-------------|------------|------------|------------|
| | | EMP | MIN | EMP | W | AA | H | A | NA | PI | 2+ | |
| 1035 | Admin Support Coord 12 Mo | 1 | 1 | Male | 1 | 0 | 0 | 0 | 1 | 0 | 0 | 0 |
| | | | | Female | 0 | 0 | 0 | 0 | 0 | 0 | 0 | |
| 800 | Pub Affairs/Comm Spec 12 Mo | 5 | 3 | Male | 3 | 1 | 0 | 1 | 1 | 0 | 0 | 0 |
| | | | | Female | 2 | 1 | 0 | 0 | 1 | 0 | 0 | 0 |
| 820 | Graphic Designer 12 Mo | 2 | 2 | Male | 1 | 0 | 0 | 1 | 0 | 0 | 0 | 0 |
| | | | | Female | 1 | 0 | 1 | 0 | 0 | 0 | 0 | 0 |
| 1038 | Admin Analyst/Spclst 12 Mo | 1 | 1 | Male | 0 | 0 | 0 | 0 | 0 | 0 | 0 | 0 |
| | | | | Female | 1 | 0 | 0 | 0 | 1 | 0 | 0 | 0 |
| 3318 | Administrator I | 1 | 1 | Male | 1 | 0 | 0 | 1 | 0 | 0 | 0 | 0 |
| | | | | Female | 0 | 0 | 0 | 0 | 0 | 0 | 0 | 0 |
| 3312 | Administrator II | 2 | 2 | Male | 0 | 0 | 0 | 0 | 0 | 0 | 0 | 0 |
| | | | | Female | 2 | 0 | 1 | 1 | 0 | 0 | 0 | 0 |
| 3306 | Administrator III | 1 | 1 | Male | 1 | 0 | 0 | 1 | 0 | 0 | 0 | 0 |
| | | | | Female | 0 | 0 | 0 | 0 | 0 | 0 | 0 | 0 |
| Grand Total # | | 13 | 11 | Male # | 7 | 1 | 0 | 4 | 2 | 0 | 0 | 0 |
| Grand Total % | | | 84.6 | Male % | 53.8 | 7.7 | 0.0 | 30.8 | 15.4 | 0.0 | 0.0 | 0.0 |
| | | | | Female # | 6 | 1 | 2 | 1 | 2 | 0 | 0 | 0 |
| | | | | Female% | 46.2 | 7.7 | 15.4 | 7.7 | 15.4 | 0.0 | 0.0 | 0.0 |

California State University, Los Angeles

Snapshot Date: 11/01/2020

Workforce Analysis

Organizational Unit: Public Health

| Job Code | Job Title | Total | | Total | | | | | | | | |
|----------------------|---------------------------|-----------|-------------|----------|-------------|-------------|------------|-------------|-------------|------------|------------|------------|
| | | EMP | MIN | EMP | W | AA | H | A | NA | PI | 2+ | |
| 1035 | Admin Support Coord 12 Mo | 1 | 1 | Male | 0 | 0 | 0 | 0 | 0 | 0 | 0 | 0 |
| | | | | Female | 1 | 0 | 0 | 1 | 0 | 0 | 0 | 0 |
| 2358 - Public Health | Lecturer AY | 15 | 11 | Male | 4 | 2 | 1 | 1 | 0 | 0 | 0 | 0 |
| | | | | Female | 11 | 2 | 1 | 4 | 4 | 0 | 0 | 0 |
| 2360 - Public Health | Instr Fac AY | 8 | 4 | Male | 2 | 1 | 0 | 0 | 0 | 0 | 0 | 1 |
| | | | | Female | 6 | 3 | 0 | 1 | 2 | 0 | 0 | 0 |
| 2481 - Public Health | Dept Chair 12 Mo | 1 | 0 | Male | 1 | 1 | 0 | 0 | 0 | 0 | 0 | 0 |
| | | | | Female | 0 | 0 | 0 | 0 | 0 | 0 | 0 | 0 |
| Grand Total # | | 25 | 16 | Male # | 7 | 4 | 1 | 1 | 0 | 0 | 0 | 1 |
| Grand Total % | | | 64.0 | Male % | 28.0 | 16.0 | 4.0 | 4.0 | 0.0 | 0.0 | 0.0 | 4.0 |
| | | | | Female # | 18 | 5 | 1 | 6 | 6 | 0 | 0 | 0 |
| | | | | Female% | 72.0 | 20.0 | 4.0 | 24.0 | 24.0 | 0.0 | 0.0 | 0.0 |

California State University, Los Angeles

Snapshot Date: 11/01/2020

Workforce Analysis

Organizational Unit: Purchasing

| Job Code | Job Title | Total | | Total | | | | | | | | |
|----------------------|---------------------------|----------|-------------|-----------------|-------------|-------------|-------------|-------------|-------------|------------|------------|------------|
| | | EMP | MIN | EMP | W | AA | H | A | NA | PI | 2+ | |
| 4791 | Buyer I | 1 | 1 | Male | 0 | 0 | 0 | 0 | 0 | 0 | 0 | 0 |
| | | | | Female | 1 | 0 | 0 | 0 | 1 | 0 | 0 | 0 |
| 4794 | Buyer III | 2 | 2 | Male | 0 | 0 | 0 | 0 | 0 | 0 | 0 | 0 |
| | | | | Female | 2 | 0 | 2 | 0 | 0 | 0 | 0 | 0 |
| 1038 | Admin Analyst/Splst 12 Mo | 1 | 0 | Male | 0 | 0 | 0 | 0 | 0 | 0 | 0 | 0 |
| | | | | Female | 1 | 1 | 0 | 0 | 0 | 0 | 0 | 0 |
| 3318 | Administrator I | 1 | 1 | Male | 1 | 0 | 0 | 1 | 0 | 0 | 0 | 0 |
| | | | | Female | 0 | 0 | 0 | 0 | 0 | 0 | 0 | 0 |
| 3312 | Administrator II | 1 | 0 | Male | 1 | 1 | 0 | 0 | 0 | 0 | 0 | 0 |
| | | | | Female | 0 | 0 | 0 | 0 | 0 | 0 | 0 | 0 |
| Grand Total # | | 6 | 4 | Male # | 2 | 1 | 0 | 1 | 0 | 0 | 0 | 0 |
| Grand Total % | | | 66.7 | Male % | 33.3 | 16.7 | 0.0 | 16.7 | 0.0 | 0.0 | 0.0 | 0.0 |
| | | | | Female # | 4 | 1 | 2 | 0 | 1 | 0 | 0 | 0 |
| | | | | Female% | 66.7 | 16.7 | 33.3 | 0.0 | 16.7 | 0.0 | 0.0 | 0.0 |

California State University, Los Angeles

Snapshot Date: 11/01/2020

Workforce Analysis

Organizational Unit: Registrars Office

| Job Code | Job Title | Total | | Total | | | | | | | | |
|----------------------|-------------------------------|-----------|-------------|-----------------|-------------|-------------|------------|-------------|------------|------------|------------|------------|
| | | EMP | MIN | EMP | W | AA | H | A | NA | PI | 2+ | |
| 1032 | Admin Support Assistant 12 Mo | 6 | 6 | Male | 0 | 0 | 0 | 0 | 0 | 0 | 0 | 0 |
| | | | | Female | 6 | 0 | 0 | 6 | 0 | 0 | 0 | 0 |
| 1035 | Admin Support Coord 12 Mo | 5 | 4 | Male | 1 | 0 | 0 | 1 | 0 | 0 | 0 | 0 |
| | | | | Female | 4 | 1 | 0 | 2 | 0 | 0 | 0 | 1 |
| 2632 | Evaluator I | 7 | 7 | Male | 2 | 0 | 0 | 2 | 0 | 0 | 0 | 0 |
| | | | | Female | 5 | 0 | 1 | 3 | 1 | 0 | 0 | 0 |
| 1038 | Admin Analyst/Spclst 12 Mo | 7 | 6 | Male | 2 | 1 | 0 | 0 | 1 | 0 | 0 | 0 |
| | | | | Female | 5 | 0 | 0 | 4 | 1 | 0 | 0 | 0 |
| 2633 | Evaluator II | 1 | 1 | Male | 1 | 0 | 0 | 1 | 0 | 0 | 0 | 0 |
| | | | | Female | 0 | 0 | 0 | 0 | 0 | 0 | 0 | 0 |
| 3084 | SSP III | 1 | 1 | Male | 0 | 0 | 0 | 0 | 0 | 0 | 0 | 0 |
| | | | | Female | 1 | 0 | 1 | 0 | 0 | 0 | 0 | 0 |
| 420 | Info Tech Consultant 12 Mo | 1 | 1 | Male | 1 | 0 | 0 | 1 | 0 | 0 | 0 | 0 |
| | | | | Female | 0 | 0 | 0 | 0 | 0 | 0 | 0 | 0 |
| 3318 | Administrator I | 5 | 1 | Male | 1 | 1 | 0 | 0 | 0 | 0 | 0 | 0 |
| | | | | Female | 4 | 3 | 0 | 0 | 1 | 0 | 0 | 0 |
| 3306 | Administrator III | 1 | 0 | Male | 1 | 1 | 0 | 0 | 0 | 0 | 0 | 0 |
| | | | | Female | 0 | 0 | 0 | 0 | 0 | 0 | 0 | 0 |
| Grand Total # | | 34 | 27 | Male # | 9 | 3 | 0 | 5 | 1 | 0 | 0 | 0 |
| Grand Total % | | | 79.4 | Male % | 26.5 | 8.8 | 0.0 | 14.7 | 2.9 | 0.0 | 0.0 | 0.0 |
| | | | | Female # | 25 | 4 | 2 | 15 | 3 | 0 | 0 | 1 |
| | | | | Female% | 73.5 | 11.8 | 5.9 | 44.1 | 8.8 | 0.0 | 0.0 | 2.9 |

California State University, Los Angeles

Snapshot Date: 11/01/2020

Workforce Analysis

Organizational Unit: Resource Planning and Mgmt

| Job Code | Job Title | Total | | Total | | | | | | | | |
|----------------------|----------------------------|----------|-------------|-----------------|-------------|-------------|------------|-------------|-------------|------------|------------|-------------|
| | | EMP | MIN | EMP | W | AA | H | A | NA | PI | 2+ | |
| 1038 | Admin Analyst/Spclst 12 Mo | 3 | 3 | Male | 1 | 0 | 0 | 0 | 1 | 0 | 0 | 0 |
| | | | | Female | 2 | 0 | 0 | 1 | 0 | 0 | 0 | |
| 420 | Info Tech Consultant 12 Mo | 1 | 1 | Male | 1 | 0 | 0 | 0 | 1 | 0 | 0 | 0 |
| | | | | Female | 0 | 0 | 0 | 0 | 0 | 0 | 0 | |
| 3306 | Administrator III | 2 | 1 | Male | 0 | 0 | 0 | 0 | 0 | 0 | 0 | 0 |
| | | | | Female | 2 | 1 | 0 | 1 | 0 | 0 | 0 | |
| 3300 | Administrator IV | 1 | 0 | Male | 0 | 0 | 0 | 0 | 0 | 0 | 0 | 0 |
| | | | | Female | 1 | 1 | 0 | 0 | 0 | 0 | 0 | |
| Grand Total # | | 7 | 5 | Male # | 2 | 0 | 0 | 0 | 2 | 0 | 0 | 0 |
| Grand Total % | | | 71.4 | Male % | 28.6 | 0.0 | 0.0 | 0.0 | 28.6 | 0.0 | 0.0 | 0.0 |
| | | | | Female # | 5 | 2 | 0 | 2 | 0 | 0 | 0 | 1 |
| | | | | Female% | 71.4 | 28.6 | 0.0 | 28.6 | 0.0 | 0.0 | 0.0 | 14.3 |

California State University, Los Angeles

Snapshot Date: 11/01/2020

Workforce Analysis

Organizational Unit: SA - SSF-Student Development

| Job Code | Job Title | Total | | Total | | | | | | | | |
|----------------------|------------------|----------|--------------|----------|--------------|------------|--------------|------------|------------|------------|------------|------------|
| | | EMP | MIN | EMP | W | AA | H | A | NA | PI | 2+ | |
| 3312 | Administrator II | 1 | 1 | Male | 1 | 0 | 1 | 0 | 0 | 0 | 0 | 0 |
| | | | | Female | 0 | 0 | 0 | 0 | 0 | 0 | 0 | 0 |
| Grand Total # | | 1 | 1 | Male # | 1 | 0 | 1 | 0 | 0 | 0 | 0 | 0 |
| Grand Total % | | | 100.0 | Male % | 100.0 | 0.0 | 100.0 | 0.0 | 0.0 | 0.0 | 0.0 | 0.0 |
| | | | | Female # | 0 | 0 | 0 | 0 | 0 | 0 | 0 | 0 |
| | | | | Female% | 0.0 | 0.0 | 0.0 | 0.0 | 0.0 | 0.0 | 0.0 | 0.0 |

California State University, Los Angeles

Snapshot Date: 11/01/2020

Workforce Analysis

Organizational Unit: School Development Office

| Job Code | Job Title | Total | | Total | | | | | | | | | |
|----------------------|-------------------|-----------|-------------|-----------------|-------------|-------------|-------------|-------------|-------------|------------|------------|------------|---|
| | | EMP | MIN | EMP | W | AA | H | A | NA | PI | 2+ | | |
| 3318 | Administrator I | 1 | 1 | Male | 0 | 0 | 0 | 0 | 0 | 0 | 0 | 0 | 0 |
| | | | | Female | 1 | 0 | 0 | 1 | 0 | 0 | 0 | 0 | 0 |
| 3312 | Administrator II | 9 | 6 | Male | 2 | 2 | 0 | 0 | 0 | 0 | 0 | 0 | |
| | | | | Female | 7 | 1 | 2 | 2 | 2 | 0 | 0 | 0 | |
| 3306 | Administrator III | 1 | 1 | Male | 1 | 0 | 0 | 1 | 0 | 0 | 0 | 0 | |
| | | | | Female | 0 | 0 | 0 | 0 | 0 | 0 | 0 | 0 | |
| Grand Total # | | 11 | 8 | Male # | 3 | 2 | 0 | 1 | 0 | 0 | 0 | 0 | |
| Grand Total % | | | 72.7 | Male % | 27.3 | 18.2 | 0.0 | 9.1 | 0.0 | 0.0 | 0.0 | 0.0 | |
| | | | | Female # | 8 | 1 | 2 | 3 | 2 | 0 | 0 | 0 | |
| | | | | Female% | 72.7 | 9.1 | 18.2 | 27.3 | 18.2 | 0.0 | 0.0 | 0.0 | |

California State University, Los Angeles

Snapshot Date: 11/01/2020

Workforce Analysis

Organizational Unit: Smart Start

| Job Code | Job Title | Total | | Total | | | | | | | | |
|----------------------|---------------------------|----------|--------------|-----------------|-------------|------------|------------|-------------|------------|------------|------------|-------------|
| | | EMP | MIN | EMP | W | AA | H | A | NA | PI | 2+ | |
| 1035 | Admin Support Coord 12 Mo | 3 | 3 | Male | 1 | 0 | 0 | 1 | 0 | 0 | 0 | 0 |
| | | | | Female | 2 | 0 | 0 | 2 | 0 | 0 | 0 | 0 |
| 3079 | SSP I | 1 | 1 | Male | 0 | 0 | 0 | 0 | 0 | 0 | 0 | 0 |
| | | | | Female | 1 | 0 | 0 | 1 | 0 | 0 | 0 | 0 |
| 3082 | SSP II | 2 | 2 | Male | 1 | 0 | 0 | 0 | 0 | 0 | 0 | 1 |
| | | | | Female | 1 | 0 | 0 | 1 | 0 | 0 | 0 | 0 |
| 3084 | SSP III | 1 | 1 | Male | 0 | 0 | 0 | 0 | 0 | 0 | 0 | 0 |
| | | | | Female | 1 | 0 | 0 | 1 | 0 | 0 | 0 | 0 |
| Grand Total # | | 7 | 7 | Male # | 2 | 0 | 0 | 1 | 0 | 0 | 0 | 1 |
| Grand Total % | | | 100.0 | Male % | 28.6 | 0.0 | 0.0 | 14.3 | 0.0 | 0.0 | 0.0 | 14.3 |
| | | | | Female # | 5 | 0 | 0 | 5 | 0 | 0 | 0 | 0 |
| | | | | Female% | 71.4 | 0.0 | 0.0 | 71.4 | 0.0 | 0.0 | 0.0 | 0.0 |

California State University, Los Angeles

Snapshot Date: 11/01/2020

Workforce Analysis

Organizational Unit: Social Work

| Job Code | Job Title | Total | | Total | | | | | | | | |
|----------------------|-------------------------------|-----------|-------------|-----------------|-------------|-------------|-------------|-------------|-------------|------------|------------|------------|
| | | EMP | MIN | EMP | W | AA | H | A | NA | PI | 2+ | |
| 1032 | Admin Support Assistant 12 Mo | 3 | 3 | Male | 0 | 0 | 0 | 0 | 0 | 0 | 0 | 0 |
| | | | | Female | 3 | 0 | 0 | 2 | 0 | 0 | 0 | 1 |
| 1035 | Admin Support Coord 12 Mo | 1 | 1 | Male | 0 | 0 | 0 | 0 | 0 | 0 | 0 | 0 |
| | | | | Female | 1 | 0 | 0 | 1 | 0 | 0 | 0 | 0 |
| 3082 | SSP II | 1 | 1 | Male | 0 | 0 | 0 | 0 | 0 | 0 | 0 | 0 |
| | | | | Female | 1 | 0 | 0 | 1 | 0 | 0 | 0 | 0 |
| 2358 - Social Work | Lecturer AY | 50 | 39 | Male | 17 | 4 | 3 | 5 | 3 | 0 | 0 | 2 |
| | | | | Female | 33 | 7 | 8 | 11 | 4 | 0 | 0 | 3 |
| 2360 - Social Work | Instr Fac AY | 10 | 9 | Male | 2 | 0 | 0 | 1 | 1 | 0 | 0 | 0 |
| | | | | Female | 8 | 1 | 1 | 1 | 4 | 0 | 0 | 1 |
| 2481 - Social Work | Dept Chair 12 Mo | 1 | 1 | Male | 0 | 0 | 0 | 0 | 0 | 0 | 0 | 0 |
| | | | | Female | 1 | 0 | 0 | 0 | 1 | 0 | 0 | 0 |
| Grand Total # | | 66 | 54 | Male # | 19 | 4 | 3 | 6 | 4 | 0 | 0 | 2 |
| Grand Total % | | | 81.8 | Male % | 28.8 | 6.1 | 4.5 | 9.1 | 6.1 | 0.0 | 0.0 | 3.0 |
| | | | | Female # | 47 | 8 | 9 | 16 | 9 | 0 | 0 | 5 |
| | | | | Female% | 71.2 | 12.1 | 13.6 | 24.2 | 13.6 | 0.0 | 0.0 | 7.6 |

California State University, Los Angeles

Snapshot Date: 11/01/2020

Workforce Analysis

Organizational Unit: Sociology

| Job Code | Job Title | Total | | Total | | | | | | | | |
|----------------------|-------------------------------|-----------|-------------|-----------------|-------------|-------------|------------|-------------|------------|------------|------------|------------|
| | | EMP | MIN | EMP | W | AA | H | A | NA | PI | 2+ | |
| 2355 | Graduate Assistant | 3 | 3 | Male | 2 | 0 | 0 | 2 | 0 | 0 | 0 | 0 |
| | | | | Female | 1 | 0 | 1 | 0 | 0 | 0 | 0 | |
| 1032 | Admin Support Assistant 12 Mo | 2 | 2 | Male | 1 | 0 | 0 | 1 | 0 | 0 | 0 | 0 |
| | | | | Female | 1 | 0 | 0 | 1 | 0 | 0 | 0 | 0 |
| 1035 | Admin Support Coord 12 Mo | 1 | 1 | Male | 0 | 0 | 0 | 0 | 0 | 0 | 0 | 0 |
| | | | | Female | 1 | 0 | 0 | 1 | 0 | 0 | 0 | 0 |
| 2358 - Sociology | Lecturer AY | 21 | 11 | Male | 13 | 6 | 2 | 4 | 0 | 0 | 0 | 1 |
| | | | | Female | 8 | 4 | 0 | 1 | 2 | 0 | 0 | 1 |
| 2360 - Sociology | Instr Fac AY | 15 | 9 | Male | 7 | 2 | 0 | 2 | 2 | 0 | 0 | 1 |
| | | | | Female | 8 | 4 | 0 | 2 | 2 | 0 | 0 | 0 |
| 2481 - Sociology | Dept Chair 12 Mo | 1 | 0 | Male | 0 | 0 | 0 | 0 | 0 | 0 | 0 | 0 |
| | | | | Female | 1 | 1 | 0 | 0 | 0 | 0 | 0 | 0 |
| Grand Total # | | 43 | 26 | Male # | 23 | 8 | 2 | 9 | 2 | 0 | 0 | 2 |
| Grand Total % | | | 60.5 | Male % | 53.5 | 18.6 | 4.7 | 20.9 | 4.7 | 0.0 | 0.0 | 4.7 |
| | | | | Female # | 20 | 9 | 1 | 5 | 4 | 0 | 0 | 1 |
| | | | | Female% | 46.5 | 20.9 | 2.3 | 11.6 | 9.3 | 0.0 | 0.0 | 2.3 |

California State University, Los Angeles

Snapshot Date: 11/01/2020

Workforce Analysis

Organizational Unit: Special Education & Counseling

| Job Code | Job Title | Total | | Total | | | | | | | | |
|---------------------------------------|-------------------------------|-----------|-------------|-----------------|-------------|-------------|------------|-------------|-------------|------------|------------|------------|
| | | EMP | MIN | EMP | W | AA | H | A | NA | PI | 2+ | |
| 2355 | Graduate Assistant | 7 | 5 | Male | 3 | 1 | 0 | 2 | 0 | 0 | 0 | 0 |
| | | | | Female | 4 | 1 | 0 | 2 | 1 | 0 | 0 | 0 |
| 1032 | Admin Support Assistant 12 Mo | 2 | 2 | Male | 1 | 0 | 0 | 0 | 1 | 0 | 0 | 0 |
| | | | | Female | 1 | 0 | 0 | 0 | 1 | 0 | 0 | 0 |
| 1035 | Admin Support Coord 12 Mo | 1 | 1 | Male | 0 | 0 | 0 | 0 | 0 | 0 | 0 | 0 |
| | | | | Female | 1 | 0 | 0 | 0 | 1 | 0 | 0 | 0 |
| 2358 - Special Education & Counseling | Lecturer AY | 63 | 35 | Male | 18 | 6 | 3 | 6 | 3 | 0 | 0 | 0 |
| | | | | Female | 45 | 22 | 1 | 14 | 7 | 0 | 0 | 1 |
| 2360 - Special Education & Counseling | Instr Fac AY | 23 | 10 | Male | 4 | 2 | 0 | 2 | 0 | 0 | 0 | 0 |
| | | | | Female | 19 | 11 | 1 | 1 | 6 | 0 | 0 | 0 |
| 2481 - Special Education & Counseling | Dept Chair 12 Mo | 1 | 0 | Male | 1 | 1 | 0 | 0 | 0 | 0 | 0 | 0 |
| | | | | Female | 0 | 0 | 0 | 0 | 0 | 0 | 0 | 0 |
| Grand Total # | | 97 | 53 | Male # | 27 | 10 | 3 | 10 | 4 | 0 | 0 | 0 |
| Grand Total % | | | 54.6 | Male % | 27.8 | 10.3 | 3.1 | 10.3 | 4.1 | 0.0 | 0.0 | 0.0 |
| | | | | Female # | 70 | 34 | 2 | 17 | 16 | 0 | 0 | 1 |
| | | | | Female% | 72.2 | 35.1 | 2.1 | 17.5 | 16.5 | 0.0 | 0.0 | 1.0 |

California State University, Los Angeles

Snapshot Date: 11/01/2020

Workforce Analysis

Organizational Unit: Special Project

| Job Code | Job Title | Total | | Total | | | | | | | | |
|----------------------|------------------|----------|-------------|-----------------|--------------|-------------|------------|-------------|------------|------------|------------|-------------|
| | | EMP | MIN | EMP | W | AA | H | A | NA | PI | 2+ | |
| 4555 | Accountant II | 1 | 1 | Male | 1 | 0 | 0 | 1 | 0 | 0 | 0 | 0 |
| | | | | Female | 0 | 0 | 0 | 0 | 0 | 0 | 0 | |
| 3312 | Administrator II | 2 | 1 | Male | 2 | 1 | 0 | 0 | 0 | 0 | 0 | 1 |
| | | | | Female | 0 | 0 | 0 | 0 | 0 | 0 | 0 | 0 |
| Grand Total # | | 3 | 2 | Male # | 3 | 1 | 0 | 1 | 0 | 0 | 0 | 1 |
| Grand Total % | | | 66.7 | Male % | 100.0 | 33.3 | 0.0 | 33.3 | 0.0 | 0.0 | 0.0 | 33.3 |
| | | | | Female # | 0 | 0 | 0 | 0 | 0 | 0 | 0 | 0 |
| | | | | Female% | 0.0 | 0.0 | 0.0 | 0.0 | 0.0 | 0.0 | 0.0 | 0.0 |

California State University, Los Angeles

Snapshot Date: 11/01/2020

Workforce Analysis

Organizational Unit: Special Projects Budget-FS

| Job Code | Job Title | Total | | Total | | | | | | | | |
|----------------------|-----------------------------|-----------|-------------|-----------------|-------------|------------|------------|-------------|-------------|------------|------------|------------|
| | | EMP | MIN | EMP | W | AA | H | A | NA | PI | 2+ | |
| 1730 | Accounting Technician I | 1 | 1 | Male | 0 | 0 | 0 | 0 | 0 | 0 | 0 | 0 |
| | | | | Female | 1 | 0 | 0 | 0 | 1 | 0 | 0 | 0 |
| 1741 | Accounting Technician II | 1 | 1 | Male | 0 | 0 | 0 | 0 | 0 | 0 | 0 | 0 |
| | | | | Female | 1 | 0 | 0 | 1 | 0 | 0 | 0 | 0 |
| 1740 | Accounting Technician III | 1 | 1 | Male | 0 | 0 | 0 | 0 | 0 | 0 | 0 | 0 |
| | | | | Female | 1 | 0 | 0 | 0 | 1 | 0 | 0 | 0 |
| 1549 | Property Clerk II | 1 | 1 | Male | 0 | 0 | 0 | 0 | 0 | 0 | 0 | 0 |
| | | | | Female | 1 | 0 | 0 | 0 | 1 | 0 | 0 | 0 |
| 420 | Info Tech Consultant 12 Mo | 1 | 1 | Male | 0 | 0 | 0 | 0 | 0 | 0 | 0 | 0 |
| | | | | Female | 1 | 0 | 0 | 0 | 1 | 0 | 0 | 0 |
| 410 | Operating Sys Analyst 12 Mo | 1 | 0 | Male | 1 | 1 | 0 | 0 | 0 | 0 | 0 | 0 |
| | | | | Female | 0 | 0 | 0 | 0 | 0 | 0 | 0 | 0 |
| 3318 | Administrator I | 1 | 1 | Male | 0 | 0 | 0 | 0 | 0 | 0 | 0 | 0 |
| | | | | Female | 1 | 0 | 0 | 1 | 0 | 0 | 0 | 0 |
| 5284 | Sr Budget Analyst | 1 | 1 | Male | 0 | 0 | 0 | 0 | 0 | 0 | 0 | 0 |
| | | | | Female | 1 | 0 | 0 | 0 | 0 | 0 | 0 | 1 |
| 3312 | Administrator II | 3 | 2 | Male | 1 | 0 | 0 | 1 | 0 | 0 | 0 | 0 |
| | | | | Female | 2 | 1 | 0 | 0 | 1 | 0 | 0 | 0 |
| Grand Total # | | 11 | 9 | Male # | 2 | 1 | 0 | 1 | 0 | 0 | 0 | 0 |
| Grand Total % | | | 81.8 | Male % | 18.2 | 9.1 | 0.0 | 9.1 | 0.0 | 0.0 | 0.0 | 0.0 |
| | | | | Female # | 9 | 1 | 0 | 2 | 5 | 0 | 0 | 1 |
| | | | | Female% | 81.8 | 9.1 | 0.0 | 18.2 | 45.5 | 0.0 | 0.0 | 9.1 |

California State University, Los Angeles

Snapshot Date: 11/01/2020

Workforce Analysis

Organizational Unit: Student Financial Aid

| Job Code | Job Title | Total | | Total | | | | | | | | |
|----------------------|--------------------------------|-----------|-------------|-----------------|-------------|------------|------------|-------------|-------------|------------|------------|------------|
| | | EMP | MIN | EMP | W | AA | H | A | NA | PI | 2+ | |
| 1032 | Admin Support Assistant 12 Mo | 3 | 3 | Male | 0 | 0 | 0 | 0 | 0 | 0 | 0 | 0 |
| | | | | Female | 3 | 0 | 0 | 3 | 0 | 0 | 0 | 0 |
| 2635 | Stdnt Pers Tech,Financial Aids | 3 | 3 | Male | 0 | 0 | 0 | 0 | 0 | 0 | 0 | 0 |
| | | | | Female | 3 | 0 | 0 | 3 | 0 | 0 | 0 | 0 |
| 1035 | Admin Support Coord 12 Mo | 2 | 2 | Male | 1 | 0 | 0 | 1 | 0 | 0 | 0 | 0 |
| | | | | Female | 1 | 0 | 0 | 1 | 0 | 0 | 0 | 0 |
| 3082 | SSP II | 7 | 6 | Male | 1 | 0 | 0 | 1 | 0 | 0 | 0 | 0 |
| | | | | Female | 6 | 1 | 0 | 2 | 3 | 0 | 0 | 0 |
| 1038 | Admin Analyst/Spclst 12 Mo | 2 | 2 | Male | 0 | 0 | 0 | 0 | 0 | 0 | 0 | 0 |
| | | | | Female | 2 | 0 | 0 | 2 | 0 | 0 | 0 | 0 |
| 3084 | SSP III | 1 | 1 | Male | 1 | 0 | 0 | 1 | 0 | 0 | 0 | 0 |
| | | | | Female | 0 | 0 | 0 | 0 | 0 | 0 | 0 | 0 |
| 3312 | Administrator II | 1 | 1 | Male | 0 | 0 | 0 | 0 | 0 | 0 | 0 | 0 |
| | | | | Female | 1 | 0 | 0 | 0 | 1 | 0 | 0 | 0 |
| Grand Total # | | 19 | 18 | Male # | 3 | 0 | 0 | 3 | 0 | 0 | 0 | 0 |
| Grand Total % | | | 94.7 | Male % | 15.8 | 0.0 | 0.0 | 15.8 | 0.0 | 0.0 | 0.0 | 0.0 |
| | | | | Female # | 16 | 1 | 0 | 11 | 4 | 0 | 0 | 0 |
| | | | | Female% | 84.2 | 5.3 | 0.0 | 57.9 | 21.1 | 0.0 | 0.0 | 0.0 |

California State University, Los Angeles

Snapshot Date: 11/01/2020

Workforce Analysis

Organizational Unit: Student Financial Services

| Job Code | Job Title | Total | | Total | | | | | | | | |
|----------------------|---------------------------|-----------|-------------|-----------------|-------------|-------------|-------------|-------------|-------------|------------|------------|------------|
| | | EMP | MIN | EMP | W | AA | H | A | NA | PI | 2+ | |
| 1730 | Accounting Technician I | 2 | 2 | Male | 1 | 0 | 0 | 1 | 0 | 0 | 0 | 0 |
| | | | | Female | 1 | 0 | 0 | 0 | 1 | 0 | 0 | 0 |
| 1759 | Collections Rep II | 2 | 2 | Male | 0 | 0 | 0 | 0 | 0 | 0 | 0 | 0 |
| | | | | Female | 2 | 0 | 0 | 2 | 0 | 0 | 0 | 0 |
| 1035 | Admin Support Coord 12 Mo | 1 | 1 | Male | 0 | 0 | 0 | 0 | 0 | 0 | 0 | 0 |
| | | | | Female | 1 | 0 | 0 | 0 | 1 | 0 | 0 | 0 |
| 1741 | Accounting Technician II | 3 | 3 | Male | 1 | 0 | 1 | 0 | 0 | 0 | 0 | 0 |
| | | | | Female | 2 | 0 | 0 | 2 | 0 | 0 | 0 | 0 |
| 1740 | Accounting Technician III | 1 | 1 | Male | 0 | 0 | 0 | 0 | 0 | 0 | 0 | 0 |
| | | | | Female | 1 | 0 | 0 | 0 | 1 | 0 | 0 | 0 |
| 1038 | Admin Analyst/Splst 12 Mo | 3 | 2 | Male | 0 | 0 | 0 | 0 | 0 | 0 | 0 | 0 |
| | | | | Female | 3 | 1 | 0 | 2 | 0 | 0 | 0 | 0 |
| 1762 | Accountant I | 3 | 2 | Male | 0 | 0 | 0 | 0 | 0 | 0 | 0 | 0 |
| | | | | Female | 3 | 1 | 0 | 2 | 0 | 0 | 0 | 0 |
| 3318 | Administrator I | 1 | 1 | Male | 0 | 0 | 0 | 0 | 0 | 0 | 0 | 0 |
| | | | | Female | 1 | 0 | 0 | 0 | 1 | 0 | 0 | 0 |
| 3312 | Administrator II | 1 | 1 | Male | 1 | 0 | 1 | 0 | 0 | 0 | 0 | 0 |
| | | | | Female | 0 | 0 | 0 | 0 | 0 | 0 | 0 | 0 |
| Grand Total # | | 17 | 15 | Male # | 3 | 0 | 2 | 1 | 0 | 0 | 0 | 0 |
| Grand Total % | | | 88.2 | Male % | 17.6 | 0.0 | 11.8 | 5.9 | 0.0 | 0.0 | 0.0 | 0.0 |
| | | | | Female # | 14 | 2 | 0 | 8 | 4 | 0 | 0 | 0 |
| | | | | Female% | 82.4 | 11.8 | 0.0 | 47.1 | 23.5 | 0.0 | 0.0 | 0.0 |

California State University, Los Angeles

Snapshot Date: 11/01/2020

Workforce Analysis

Organizational Unit: Students with Disabilities

| Job Code | Job Title | Total | | Total | | | | | | | | |
|----------------------|-------------------------------|----------|--------------|-----------------|-------------|------------|-------------|-------------|------------|------------|------------|------------|
| | | EMP | MIN | EMP | W | AA | H | A | NA | PI | 2+ | |
| 1032 | Admin Support Assistant 12 Mo | 3 | 3 | Male | 2 | 0 | 0 | 2 | 0 | 0 | 0 | 0 |
| | | | | Female | 1 | 0 | 0 | 1 | 0 | 0 | 0 | 0 |
| 3082 | SSP II | 2 | 2 | Male | 1 | 0 | 1 | 0 | 0 | 0 | 0 | 0 |
| | | | | Female | 1 | 0 | 0 | 1 | 0 | 0 | 0 | 0 |
| 420 | Info Tech Consultant 12 Mo | 1 | 1 | Male | 1 | 0 | 0 | 1 | 0 | 0 | 0 | 0 |
| | | | | Female | 0 | 0 | 0 | 0 | 0 | 0 | 0 | 0 |
| 3084 | SSP III | 1 | 1 | Male | 0 | 0 | 0 | 0 | 0 | 0 | 0 | 0 |
| | | | | Female | 1 | 0 | 0 | 1 | 0 | 0 | 0 | 0 |
| 3312 | Administrator II | 2 | 2 | Male | 1 | 0 | 0 | 1 | 0 | 0 | 0 | 0 |
| | | | | Female | 1 | 0 | 1 | 0 | 0 | 0 | 0 | 0 |
| Grand Total # | | 9 | 9 | Male # | 5 | 0 | 1 | 4 | 0 | 0 | 0 | 0 |
| Grand Total % | | | 100.0 | Male % | 55.6 | 0.0 | 11.1 | 44.4 | 0.0 | 0.0 | 0.0 | 0.0 |
| | | | | Female # | 4 | 0 | 1 | 3 | 0 | 0 | 0 | 0 |
| | | | | Female% | 44.4 | 0.0 | 11.1 | 33.3 | 0.0 | 0.0 | 0.0 | 0.0 |

California State University, Los Angeles

Snapshot Date: 11/01/2020

Workforce Analysis

Organizational Unit: Study in LA

| Job Code | Job Title | Total | | Total | | | | | | | | |
|----------------------|---------------------------|-------|-----|----------|-------|-------|-----|-----|-----|-----|-----|---|
| | | EMP | MIN | EMP | W | AA | H | A | NA | PI | 2+ | |
| 5182 | Extended Ed Specialist II | 1 | 0 | Male | 0 | 0 | 0 | 0 | 0 | 0 | 0 | 0 |
| | | | | Female | 1 | 1 | 0 | 0 | 0 | 0 | 0 | 0 |
| Grand Total # | | 1 | 0 | Male # | 0 | 0 | 0 | 0 | 0 | 0 | 0 | |
| Grand Total % | | | 0.0 | Male % | 0.0 | 0.0 | 0.0 | 0.0 | 0.0 | 0.0 | 0.0 | |
| | | | | Female # | 1 | 1 | 0 | 0 | 0 | 0 | 0 | |
| | | | | Female% | 100.0 | 100.0 | 0.0 | 0.0 | 0.0 | 0.0 | 0.0 | |

California State University, Los Angeles

Snapshot Date: 11/01/2020

Workforce Analysis

Organizational Unit: Technology

| Job Code | Job Title | Total | | Total | | | | | | | | |
|----------------------|---------------------------|-----------|-------------|----------|-------------|-------------|------------|-------------|-------------|------------|------------|------------|
| | | EMP | MIN | EMP | W | AA | H | A | NA | PI | 2+ | |
| 1035 | Admin Support Coord 12 Mo | 1 | 1 | Male | 0 | 0 | 0 | 0 | 0 | 0 | 0 | 0 |
| | | | | Female | 1 | 0 | 0 | 1 | 0 | 0 | 0 | 0 |
| 2358 - Technology | Lecturer AY | 12 | 9 | Male | 10 | 3 | 0 | 6 | 1 | 0 | 0 | 0 |
| | | | | Female | 2 | 0 | 0 | 0 | 0 | 1 | 0 | 1 |
| 2360 - Technology | Instr Fac AY | 10 | 7 | Male | 6 | 1 | 1 | 1 | 3 | 0 | 0 | 0 |
| | | | | Female | 4 | 2 | 0 | 0 | 2 | 0 | 0 | 0 |
| 2481 - Technology | Dept Chair 12 Mo | 1 | 1 | Male | 1 | 0 | 0 | 0 | 0 | 0 | 0 | 1 |
| | | | | Female | 0 | 0 | 0 | 0 | 0 | 0 | 0 | 0 |
| Grand Total # | | 24 | 18 | Male # | 17 | 4 | 1 | 7 | 4 | 0 | 0 | 1 |
| Grand Total % | | | 75.0 | Male % | 70.8 | 16.7 | 4.2 | 29.2 | 16.7 | 0.0 | 0.0 | 4.2 |
| | | | | Female # | 7 | 2 | 0 | 1 | 2 | 1 | 0 | 1 |
| | | | | Female% | 29.2 | 8.3 | 0.0 | 4.2 | 8.3 | 4.2 | 0.0 | 4.2 |

California State University, Los Angeles

Snapshot Date: 11/01/2020

Workforce Analysis

Organizational Unit: Theatre Arts and Dance

| Job Code | Job Title | Total | | Total | | | | | | | | | |
|-------------------------------|---------------------------|-----------|-------------|-----------------|-------------|-------------|------------|-------------|------------|------------|------------|------------|------------|
| | | EMP | MIN | EMP | W | AA | H | A | NA | PI | 2+ | | |
| 2355 | Graduate Assistant | 2 | 1 | Male | 2 | 1 | 0 | 1 | 0 | 0 | 0 | 0 | 0 |
| | | | | Female | 0 | 0 | 0 | 0 | 0 | 0 | 0 | 0 | 0 |
| 2354 - Theatre Arts and Dance | Teaching Associate AY | 1 | 0 | Male | 1 | 1 | 0 | 0 | 0 | 0 | 0 | 0 | 0 |
| | | | | Female | 0 | 0 | 0 | 0 | 0 | 0 | 0 | 0 | 0 |
| 1035 | Admin Support Coord 12 Mo | 1 | 1 | Male | 0 | 0 | 0 | 0 | 0 | 0 | 0 | 0 | 0 |
| | | | | Female | 1 | 0 | 0 | 1 | 0 | 0 | 0 | 0 | 0 |
| 2358 - Theatre Arts and Dance | Lecturer AY | 5 | 2 | Male | 0 | 0 | 0 | 0 | 0 | 0 | 0 | 0 | 0 |
| | | | | Female | 5 | 3 | 0 | 1 | 1 | 0 | 0 | 0 | 0 |
| 2360 - Theatre Arts and Dance | Instr Fac AY | 8 | 3 | Male | 5 | 4 | 0 | 1 | 0 | 0 | 0 | 0 | 0 |
| | | | | Female | 3 | 1 | 0 | 0 | 0 | 1 | 0 | 1 | 1 |
| 2481 - Theatre Arts and Dance | Dept Chair 12 Mo | 1 | 0 | Male | 0 | 0 | 0 | 0 | 0 | 0 | 0 | 0 | 0 |
| | | | | Female | 1 | 1 | 0 | 0 | 0 | 0 | 0 | 0 | 0 |
| Grand Total # | | 18 | 7 | Male # | 8 | 6 | 0 | 2 | 0 | 0 | 0 | 0 | 0 |
| Grand Total % | | | 38.9 | Male % | 44.4 | 33.3 | 0.0 | 11.1 | 0.0 | 0.0 | 0.0 | 0.0 | 0.0 |
| | | | | Female # | 10 | 5 | 0 | 2 | 1 | 1 | 0 | 1 | 1 |
| | | | | Female% | 55.6 | 27.8 | 0.0 | 11.1 | 5.6 | 5.6 | 0.0 | 5.6 | 5.6 |

California State University, Los Angeles

Snapshot Date: 11/01/2020

Workforce Analysis

Organizational Unit: Transportation

| Job Code | Job Title | Total | | Total | | | | | | | | |
|----------------------|-------------------------------|----------|--------------|----------|--------------|------------|-------------|-------------|------------|------------|------------|------------|
| | | EMP | MIN | EMP | W | AA | H | A | NA | PI | 2+ | |
| 1032 | Admin Support Assistant 12 Mo | 1 | 1 | Male | 0 | 0 | 0 | 0 | 0 | 0 | 0 | 0 |
| | | | | Female | 1 | 0 | 1 | 0 | 0 | 0 | 0 | |
| 1758 | Collections Rep I | 1 | 1 | Male | 0 | 0 | 0 | 0 | 0 | 0 | 0 | 0 |
| | | | | Female | 1 | 0 | 0 | 1 | 0 | 0 | 0 | |
| 1035 | Admin Support Coord 12 Mo | 1 | 1 | Male | 0 | 0 | 0 | 0 | 0 | 0 | 0 | 0 |
| | | | | Female | 1 | 0 | 0 | 1 | 0 | 0 | 0 | |
| Grand Total # | | 3 | 3 | Male # | 0 | 0 | 0 | 0 | 0 | 0 | 0 | 0 |
| Grand Total % | | | 100.0 | Male % | 0.0 | 0.0 | 0.0 | 0.0 | 0.0 | 0.0 | 0.0 | 0.0 |
| | | | | Female # | 3 | 0 | 1 | 2 | 0 | 0 | 0 | 0 |
| | | | | Female% | 100.0 | 0.0 | 33.3 | 66.7 | 0.0 | 0.0 | 0.0 | 0.0 |

California State University, Los Angeles

Snapshot Date: 11/01/2020

Workforce Analysis

Organizational Unit: TVFM

| Job Code | Job Title | Total | | Total | | | | | | | | |
|----------------------|-------------------------------|-----------|-------------|-----------------|-------------|-------------|------------|-------------|------------|------------|------------|------------|
| | | EMP | MIN | EMP | W | AA | H | A | NA | PI | 2+ | |
| 2355 | Graduate Assistant | 5 | 4 | Male | 4 | 1 | 0 | 2 | 0 | 0 | 0 | 1 |
| | | | | Female | 1 | 0 | 0 | 1 | 0 | 0 | 0 | 0 |
| 1032 | Admin Support Assistant 12 Mo | 1 | 1 | Male | 0 | 0 | 0 | 0 | 0 | 0 | 0 | 0 |
| | | | | Female | 1 | 0 | 0 | 1 | 0 | 0 | 0 | 0 |
| 2354 - TVFM | Teaching Associate AY | 1 | 0 | Male | 1 | 1 | 0 | 0 | 0 | 0 | 0 | 0 |
| | | | | Female | 0 | 0 | 0 | 0 | 0 | 0 | 0 | 0 |
| 1035 | Admin Support Coord 12 Mo | 1 | 1 | Male | 0 | 0 | 0 | 0 | 0 | 0 | 0 | 0 |
| | | | | Female | 1 | 0 | 0 | 0 | 1 | 0 | 0 | 0 |
| 2358 - TVFM | Lecturer AY | 13 | 7 | Male | 8 | 4 | 1 | 1 | 2 | 0 | 0 | 0 |
| | | | | Female | 5 | 2 | 2 | 0 | 0 | 0 | 0 | 1 |
| 1617 | Instructional Support Tech II | 1 | 1 | Male | 0 | 0 | 0 | 0 | 0 | 0 | 0 | 0 |
| | | | | Female | 1 | 0 | 0 | 0 | 0 | 1 | 0 | 0 |
| 2360 - TVFM | Instr Fac AY | 12 | 6 | Male | 5 | 2 | 1 | 2 | 0 | 0 | 0 | 0 |
| | | | | Female | 7 | 4 | 0 | 1 | 1 | 0 | 0 | 1 |
| 850 | Broadcast Engineer 12 Mo | 1 | 1 | Male | 1 | 0 | 0 | 0 | 0 | 1 | 0 | 0 |
| | | | | Female | 0 | 0 | 0 | 0 | 0 | 0 | 0 | 0 |
| 2481 - TVFM | Dept Chair 12 Mo | 1 | 0 | Male | 0 | 0 | 0 | 0 | 0 | 0 | 0 | 0 |
| | | | | Female | 1 | 1 | 0 | 0 | 0 | 0 | 0 | 0 |
| Grand Total # | | 36 | 21 | Male # | 19 | 8 | 2 | 5 | 2 | 1 | 0 | 1 |
| Grand Total % | | | 58.3 | Male % | 52.8 | 22.2 | 5.6 | 13.9 | 5.6 | 2.8 | 0.0 | 2.8 |
| | | | | Female # | 17 | 7 | 2 | 3 | 2 | 1 | 0 | 2 |
| | | | | Female% | 47.2 | 19.4 | 5.6 | 8.3 | 5.6 | 2.8 | 0.0 | 5.6 |

California State University, Los Angeles

Snapshot Date: 11/01/2020

Workforce Analysis

Organizational Unit: Undergraduate Studies

| Job Code | Job Title | Total | | Total | | | | | | | | |
|----------------------|----------------------------|----------|-------------|----------|-------------|-------------|-------------|-------------|-------------|------------|------------|---|
| | | EMP | MIN | EMP | W | AA | H | A | NA | PI | 2+ | |
| 1038 | Admin Analyst/Spclst 12 Mo | 5 | 4 | Male | 1 | 1 | 0 | 0 | 0 | 0 | 0 | 0 |
| | | | | Female | 4 | 0 | 1 | 2 | 1 | 0 | 0 | |
| 3312 | Administrator II | 3 | 1 | Male | 1 | 1 | 0 | 0 | 0 | 0 | 0 | |
| | | | | Female | 2 | 1 | 0 | 1 | 0 | 0 | 0 | |
| 3300 | Administrator IV | 1 | 0 | Male | 0 | 0 | 0 | 0 | 0 | 0 | 0 | |
| | | | | Female | 1 | 1 | 0 | 0 | 0 | 0 | 0 | |
| Grand Total # | | 9 | 5 | Male # | 2 | 2 | 0 | 0 | 0 | 0 | 0 | |
| Grand Total % | | | 55.6 | Male % | 22.2 | 22.2 | 0.0 | 0.0 | 0.0 | 0.0 | 0.0 | |
| | | | | Female # | 7 | 2 | 1 | 3 | 1 | 0 | 0 | |
| | | | | Female% | 77.8 | 22.2 | 11.1 | 33.3 | 11.1 | 0.0 | 0.0 | |

California State University, Los Angeles

Snapshot Date: 11/01/2020

Workforce Analysis

Organizational Unit: University Library

| Job Code | Job Title | Total | | Total | | | | | | | | |
|----------|------------------------------|-------|-----|--------|----|----|---|---|----|----|----|---|
| | | EMP | MIN | EMP | W | AA | H | A | NA | PI | 2+ | |
| 8820 | Community Service Spec 12 Mo | 2 | 2 | Male | 2 | 0 | 0 | 1 | 1 | 0 | 0 | 0 |
| | | | | Female | 0 | 0 | 0 | 0 | 0 | 0 | 0 | |
| 2888 | Library Services Spec III | 8 | 6 | Male | 3 | 2 | 0 | 0 | 0 | 0 | 1 | 0 |
| | | | | Female | 5 | 0 | 0 | 4 | 0 | 0 | 0 | 1 |
| 1741 | Accounting Technician II | 1 | 1 | Male | 0 | 0 | 0 | 0 | 0 | 0 | 0 | 0 |
| | | | | Female | 1 | 0 | 0 | 0 | 1 | 0 | 0 | 0 |
| 2887 | Library Services Spec II | 4 | 4 | Male | 2 | 0 | 0 | 1 | 1 | 0 | 0 | 0 |
| | | | | Female | 2 | 0 | 0 | 1 | 1 | 0 | 0 | 0 |
| 2886 | Library Services Spec I | 1 | 1 | Male | 0 | 0 | 0 | 0 | 0 | 0 | 0 | 0 |
| | | | | Female | 1 | 0 | 0 | 1 | 0 | 0 | 0 | 0 |
| 1740 | Accounting Technician III | 1 | 1 | Male | 0 | 0 | 0 | 0 | 0 | 0 | 0 | 0 |
| | | | | Female | 1 | 0 | 0 | 0 | 1 | 0 | 0 | 0 |
| 1038 | Admin Analyst/Spclst 12 Mo | 4 | 3 | Male | 1 | 1 | 0 | 0 | 0 | 0 | 0 | 0 |
| | | | | Female | 3 | 0 | 0 | 0 | 2 | 0 | 0 | 1 |
| 800 | Pub Affairs/Comm Spec 12 Mo | 1 | 0 | Male | 0 | 0 | 0 | 0 | 0 | 0 | 0 | 0 |
| | | | | Female | 1 | 1 | 0 | 0 | 0 | 0 | 0 | 0 |
| 420 | Info Tech Consultant 12 Mo | 3 | 2 | Male | 2 | 1 | 0 | 1 | 0 | 0 | 0 | 0 |
| | | | | Female | 1 | 0 | 0 | 0 | 1 | 0 | 0 | 0 |
| 2920 | Librarian 12 Mo | 15 | 10 | Male | 3 | 2 | 0 | 1 | 0 | 0 | 0 | 0 |
| | | | | Female | 12 | 3 | 1 | 4 | 4 | 0 | 0 | 0 |
| 2919 | Librarian 10 Mo | 2 | 1 | Male | 0 | 0 | 0 | 0 | 0 | 0 | 0 | 0 |
| | | | | Female | 2 | 1 | 0 | 0 | 1 | 0 | 0 | 0 |
| 3306 | Administrator III | 1 | 1 | Male | 0 | 0 | 0 | 0 | 0 | 0 | 0 | 0 |
| | | | | Female | 1 | 0 | 1 | 0 | 0 | 0 | 0 | 0 |
| 3300 | Administrator IV | 1 | 1 | Male | 1 | 0 | 0 | 1 | 0 | 0 | 0 | 0 |
| | | | | Female | 0 | 0 | 0 | 0 | 0 | 0 | 0 | 0 |

California State University, Los Angeles

Snapshot Date: 11/01/2020

Workforce Analysis

Organizational Unit: University Library

| Job Code | Job Title | Total | | Total | | | | | | | | |
|----------|---------------|-------|------|----------|------|------|-----|------|------|-----|-----|-----|
| | | EMP | MIN | EMP | W | AA | H | A | NA | PI | 2+ | |
| | Grand Total # | 44 | 33 | Male # | 14 | 6 | 0 | 5 | 2 | 0 | 1 | 0 |
| | Grand Total % | | 75.0 | Male % | 31.8 | 13.6 | 0.0 | 11.4 | 4.5 | 0.0 | 2.3 | 0.0 |
| | | | | Female # | 30 | 5 | 2 | 10 | 11 | 0 | 0 | 2 |
| | | | | Female% | 68.2 | 11.4 | 4.5 | 22.7 | 25.0 | 0.0 | 0.0 | 4.5 |

California State University, Los Angeles

Snapshot Date: 11/01/2020

Workforce Analysis

Organizational Unit: University Outreach

| Job Code | Job Title | Total | | Total | | | | | | | | |
|----------------------|------------------|----------|--------------|-----------------|-------------|------------|-------------|-------------|-------------|------------|------------|-------------|
| | | EMP | MIN | EMP | W | AA | H | A | NA | PI | 2+ | |
| 3082 | SSP II | 5 | 5 | Male | 2 | 0 | 1 | 1 | 0 | 0 | 0 | 0 |
| | | | | Female | 3 | 0 | 1 | 1 | 1 | 0 | 0 | |
| 3084 | SSP III | 1 | 1 | Male | 0 | 0 | 0 | 0 | 0 | 0 | 0 | 0 |
| | | | | Female | 1 | 0 | 0 | 0 | 0 | 0 | 0 | 1 |
| 3318 | Administrator I | 1 | 1 | Male | 0 | 0 | 0 | 0 | 0 | 0 | 0 | 0 |
| | | | | Female | 1 | 0 | 1 | 0 | 0 | 0 | 0 | 0 |
| 3312 | Administrator II | 1 | 1 | Male | 0 | 0 | 0 | 0 | 0 | 0 | 0 | 0 |
| | | | | Female | 1 | 0 | 0 | 0 | 1 | 0 | 0 | 0 |
| Grand Total # | | 8 | 8 | Male # | 2 | 0 | 1 | 1 | 0 | 0 | 0 | 0 |
| Grand Total % | | | 100.0 | Male % | 25.0 | 0.0 | 12.5 | 12.5 | 0.0 | 0.0 | 0.0 | 0.0 |
| | | | | Female # | 6 | 0 | 2 | 1 | 2 | 0 | 0 | 1 |
| | | | | Female% | 75.0 | 0.0 | 25.0 | 12.5 | 25.0 | 0.0 | 0.0 | 12.5 |

California State University, Los Angeles

Snapshot Date: 11/01/2020

Workforce Analysis

Organizational Unit: University Times

| Job Code | Job Title | Total | | Total | | | | | | | | |
|----------------------|----------------------------|----------|--------------|----------|--------------|------------|------------|--------------|------------|------------|------------|------------|
| | | EMP | MIN | EMP | W | AA | H | A | NA | PI | 2+ | |
| 1038 | Admin Analyst/Spclst 12 Mo | 1 | 1 | Male | 1 | 0 | 0 | 1 | 0 | 0 | 0 | 0 |
| | | | | Female | 0 | 0 | 0 | 0 | 0 | 0 | 0 | 0 |
| Grand Total # | | 1 | 1 | Male # | 1 | 0 | 0 | 1 | 0 | 0 | 0 | 0 |
| Grand Total % | | | 100.0 | Male % | 100.0 | 0.0 | 0.0 | 100.0 | 0.0 | 0.0 | 0.0 | 0.0 |
| | | | | Female # | 0 | 0 | 0 | 0 | 0 | 0 | 0 | 0 |
| | | | | Female% | 0.0 | 0.0 | 0.0 | 0.0 | 0.0 | 0.0 | 0.0 | 0.0 |

California State University, Los Angeles

Snapshot Date: 11/01/2020

Workforce Analysis

Organizational Unit: University Writing Center-ULS

| Job Code | Job Title | Total | | Total | | | | | | | | |
|----------------------|----------------------------|----------|--------------|-----------------|-------------|------------|------------|-------------|-------------|------------|------------|------------|
| | | EMP | MIN | EMP | W | AA | H | A | NA | PI | 2+ | |
| 2325 | Graduate Assistant Monthly | 1 | 1 | Male | 0 | 0 | 0 | 0 | 0 | 0 | 0 | 0 |
| | | | | Female | 1 | 0 | 0 | 1 | 0 | 0 | 0 | 0 |
| 1035 | Admin Support Coord 12 Mo | 2 | 2 | Male | 0 | 0 | 0 | 0 | 0 | 0 | 0 | 0 |
| | | | | Female | 2 | 0 | 0 | 1 | 1 | 0 | 0 | 0 |
| 3082 | SSP II | 2 | 2 | Male | 0 | 0 | 0 | 0 | 0 | 0 | 0 | 0 |
| | | | | Female | 2 | 0 | 0 | 2 | 0 | 0 | 0 | 0 |
| 3084 | SSP III | 2 | 2 | Male | 1 | 0 | 0 | 0 | 1 | 0 | 0 | 0 |
| | | | | Female | 1 | 0 | 0 | 1 | 0 | 0 | 0 | 0 |
| Grand Total # | | 7 | 7 | Male # | 1 | 0 | 0 | 0 | 1 | 0 | 0 | 0 |
| Grand Total % | | | 100.0 | Male % | 14.3 | 0.0 | 0.0 | 0.0 | 14.3 | 0.0 | 0.0 | 0.0 |
| | | | | Female # | 6 | 0 | 0 | 5 | 1 | 0 | 0 | 0 |
| | | | | Female% | 85.7 | 0.0 | 0.0 | 71.4 | 14.3 | 0.0 | 0.0 | 0.0 |

California State University, Los Angeles

Snapshot Date: 11/01/2020

Workforce Analysis

Organizational Unit: Upward Bound

| Job Code | Job Title | Total | | Total | | | | | | | | |
|----------------------|------------------|-------|-------|----------|-------|-----|-----|-------|-----|-----|-----|-----|
| | | EMP | MIN | EMP | W | AA | H | A | NA | PI | 2+ | |
| 3312 | Administrator II | 1 | 1 | Male | 0 | 0 | 0 | 0 | 0 | 0 | 0 | 0 |
| | | | | Female | 1 | 0 | 0 | 1 | 0 | 0 | 0 | 0 |
| Grand Total # | | 1 | 1 | Male # | 0 | 0 | 0 | 0 | 0 | 0 | 0 | 0 |
| Grand Total % | | | 100.0 | Male % | 0.0 | 0.0 | 0.0 | 0.0 | 0.0 | 0.0 | 0.0 | 0.0 |
| | | | | Female # | 1 | 0 | 0 | 1 | 0 | 0 | 0 | 0 |
| | | | | Female% | 100.0 | 0.0 | 0.0 | 100.0 | 0.0 | 0.0 | 0.0 | 0.0 |

California State University, Los Angeles

Snapshot Date: 11/01/2020

Workforce Analysis

Organizational Unit: VA - SSF-Veterans Affair

| Job Code | Job Title | Total | | Total | | | | | | | | |
|----------------------|-------------------------------|----------|--------------|----------|-------------|------------|-------------|-------------|------------|------------|------------|------------|
| | | EMP | MIN | EMP | W | AA | H | A | NA | PI | 2+ | |
| 1032 | Admin Support Assistant 12 Mo | 1 | 1 | Male | 1 | 0 | 0 | 1 | 0 | 0 | 0 | 0 |
| | | | | Female | 0 | 0 | 0 | 0 | 0 | 0 | 0 | |
| 1035 | Admin Support Coord 12 Mo | 1 | 1 | Male | 0 | 0 | 0 | 0 | 0 | 0 | 0 | 0 |
| | | | | Female | 1 | 0 | 1 | 0 | 0 | 0 | 0 | 0 |
| 3318 | Administrator I | 1 | 1 | Male | 1 | 0 | 0 | 1 | 0 | 0 | 0 | 0 |
| | | | | Female | 0 | 0 | 0 | 0 | 0 | 0 | 0 | 0 |
| Grand Total # | | 3 | 3 | Male # | 2 | 0 | 0 | 2 | 0 | 0 | 0 | 0 |
| Grand Total % | | | 100.0 | Male % | 66.7 | 0.0 | 0.0 | 66.7 | 0.0 | 0.0 | 0.0 | 0.0 |
| | | | | Female # | 1 | 0 | 1 | 0 | 0 | 0 | 0 | 0 |
| | | | | Female% | 33.3 | 0.0 | 33.3 | 0.0 | 0.0 | 0.0 | 0.0 | 0.0 |

California State University, Los Angeles

Snapshot Date: 11/01/2020

Workforce Analysis

Organizational Unit: Vice President Academic Affrs

| Job Code | Job Title | Total | | Total | | | | | | | | |
|----------------------|------------------------------|----------|--------------|----------|-------------|------------|------------|-------------|-------------|------------|------------|---|
| | | EMP | MIN | EMP | W | AA | H | A | NA | PI | 2+ | |
| 1170 | Cnfdntl Office Support 12 Mo | 1 | 1 | Male | 0 | 0 | 0 | 0 | 0 | 0 | 0 | 0 |
| | | | | Female | 1 | 0 | 0 | 0 | 1 | 0 | 0 | |
| 3300 | Administrator IV | 1 | 1 | Male | 1 | 0 | 0 | 1 | 0 | 0 | 0 | |
| | | | | Female | 0 | 0 | 0 | 0 | 0 | 0 | | |
| Grand Total # | | 2 | 2 | Male # | 1 | 0 | 0 | 1 | 0 | 0 | 0 | |
| Grand Total % | | | 100.0 | Male % | 50.0 | 0.0 | 0.0 | 50.0 | 0.0 | 0.0 | 0.0 | |
| | | | | Female # | 1 | 0 | 0 | 0 | 1 | 0 | 0 | |
| | | | | Female% | 50.0 | 0.0 | 0.0 | 0.0 | 50.0 | 0.0 | 0.0 | |

California State University, Los Angeles

Snapshot Date: 11/01/2020

Workforce Analysis

Organizational Unit: Vice President ITS Office

| Job Code | Job Title | Total | | Total | | | | | | | | | |
|----------------------|-------------------------------|----------|--------------|-----------------|-------------|------------|------------|-------------|-------------|------------|------------|------------|-------------|
| | | EMP | MIN | EMP | W | AA | H | A | NA | PI | 2+ | | |
| 1032 | Admin Support Assistant 12 Mo | 1 | 1 | Male | 1 | 0 | 0 | 0 | 0 | 0 | 0 | 0 | 1 |
| | | | | Female | 0 | 0 | 0 | 0 | 0 | 0 | 0 | 0 | 0 |
| 1170 | Cnfdntl Office Support 12 Mo | 1 | 1 | Male | 0 | 0 | 0 | 0 | 0 | 0 | 0 | 0 | 0 |
| | | | | Female | 1 | 0 | 0 | 1 | 0 | 0 | 0 | 0 | 0 |
| 3312 | Administrator II | 1 | 1 | Male | 0 | 0 | 0 | 0 | 0 | 0 | 0 | 0 | 0 |
| | | | | Female | 1 | 0 | 0 | 1 | 0 | 0 | 0 | 0 | 0 |
| 3306 | Administrator III | 1 | 1 | Male | 0 | 0 | 0 | 0 | 0 | 0 | 0 | 0 | 0 |
| | | | | Female | 1 | 0 | 0 | 0 | 1 | 0 | 0 | 0 | 0 |
| Grand Total # | | 4 | 4 | Male # | 1 | 0 | 0 | 0 | 0 | 0 | 0 | 0 | 1 |
| Grand Total % | | | 100.0 | Male % | 25.0 | 0.0 | 0.0 | 0.0 | 0.0 | 0.0 | 0.0 | 0.0 | 25.0 |
| | | | | Female # | 3 | 0 | 0 | 2 | 1 | 0 | 0 | 0 | 0 |
| | | | | Female% | 75.0 | 0.0 | 0.0 | 50.0 | 25.0 | 0.0 | 0.0 | 0.0 | 0.0 |

California State University, Los Angeles

Snapshot Date: 11/01/2020

Workforce Analysis

Organizational Unit: VP Admin & Finance

| Job Code | Job Title | Total | | Total | | | | | | | | |
|----------------------|------------------------------|----------|-------------|-----------------|-------------|-------------|-------------|-------------|-------------|------------|------------|---|
| | | EMP | MIN | EMP | W | AA | H | A | NA | PI | 2+ | |
| 1170 | Cnfdntl Office Support 12 Mo | 1 | 1 | Male | 0 | 0 | 0 | 0 | 0 | 0 | 0 | 0 |
| | | | | Female | 1 | 0 | 0 | 1 | 0 | 0 | 0 | |
| 3312 | Administrator II | 4 | 4 | Male | 1 | 0 | 1 | 0 | 0 | 0 | 0 | |
| | | | | Female | 3 | 0 | 0 | 2 | 1 | 0 | 0 | |
| 3306 | Administrator III | 1 | 0 | Male | 0 | 0 | 0 | 0 | 0 | 0 | 0 | |
| | | | | Female | 1 | 1 | 0 | 0 | 0 | 0 | 0 | |
| 3300 | Administrator IV | 1 | 0 | Male | 0 | 0 | 0 | 0 | 0 | 0 | 0 | |
| | | | | Female | 1 | 1 | 0 | 0 | 0 | 0 | 0 | |
| Grand Total # | | 7 | 5 | Male # | 1 | 0 | 1 | 0 | 0 | 0 | 0 | |
| Grand Total % | | | 71.4 | Male % | 14.3 | 0.0 | 14.3 | 0.0 | 0.0 | 0.0 | 0.0 | |
| | | | | Female # | 6 | 2 | 0 | 3 | 1 | 0 | 0 | |
| | | | | Female% | 85.7 | 28.6 | 0.0 | 42.9 | 14.3 | 0.0 | 0.0 | |

California State University, Los Angeles

Snapshot Date: 11/01/2020

Workforce Analysis

Organizational Unit: VP Institutional Advancement

| Job Code | Job Title | Total | | Total | | | | | | | | |
|----------------------|------------------------------|----------|-------------|-----------------|-------------|-------------|------------|-------------|-------------|------------|------------|------------|
| | | EMP | MIN | EMP | W | AA | H | A | NA | PI | 2+ | |
| 1170 | Cnfdntl Office Support 12 Mo | 1 | 1 | Male | 0 | 0 | 0 | 0 | 0 | 0 | 0 | 0 |
| | | | | Female | 1 | 0 | 0 | 0 | 1 | 0 | 0 | 0 |
| 1038 | Admin Analyst/Spclst 12 Mo | 1 | 1 | Male | 0 | 0 | 0 | 0 | 0 | 0 | 0 | 0 |
| | | | | Female | 1 | 0 | 0 | 1 | 0 | 0 | 0 | 0 |
| 3318 | Administrator I | 1 | 1 | Male | 1 | 0 | 0 | 0 | 1 | 0 | 0 | 0 |
| | | | | Female | 0 | 0 | 0 | 0 | 0 | 0 | 0 | 0 |
| 3306 | Administrator III | 1 | 1 | Male | 0 | 0 | 0 | 0 | 0 | 0 | 0 | 0 |
| | | | | Female | 1 | 0 | 0 | 1 | 0 | 0 | 0 | 0 |
| 3300 | Administrator IV | 1 | 0 | Male | 0 | 0 | 0 | 0 | 0 | 0 | 0 | 0 |
| | | | | Female | 1 | 1 | 0 | 0 | 0 | 0 | 0 | 0 |
| Grand Total # | | 5 | 4 | Male # | 1 | 0 | 0 | 0 | 1 | 0 | 0 | 0 |
| Grand Total % | | | 80.0 | Male % | 20.0 | 0.0 | 0.0 | 0.0 | 20.0 | 0.0 | 0.0 | 0.0 |
| | | | | Female # | 4 | 1 | 0 | 2 | 1 | 0 | 0 | 0 |
| | | | | Female% | 80.0 | 20.0 | 0.0 | 40.0 | 20.0 | 0.0 | 0.0 | 0.0 |

California State University, Los Angeles

Snapshot Date: 11/01/2020

Workforce Analysis

Organizational Unit: VP Student Affairs

| Job Code | Job Title | Total | | Total | | | | | | | | |
|----------------------|------------------------------|-----------|-------------|-----------------|-------------|-------------|-------------|-------------|-------------|------------|------------|------------|
| | | EMP | MIN | EMP | W | AA | H | A | NA | PI | 2+ | |
| 1035 | Admin Support Coord 12 Mo | 1 | 1 | Male | 0 | 0 | 0 | 0 | 0 | 0 | 0 | 0 |
| | | | | Female | 1 | 0 | 0 | 1 | 0 | 0 | 0 | 0 |
| 1038 | Admin Analyst/Spclst 12 Mo | 1 | 1 | Male | 0 | 0 | 0 | 0 | 0 | 0 | 0 | 0 |
| | | | | Female | 1 | 0 | 0 | 1 | 0 | 0 | 0 | 0 |
| 420 | Info Tech Consultant 12 Mo | 2 | 2 | Male | 2 | 0 | 1 | 0 | 1 | 0 | 0 | 0 |
| | | | | Female | 0 | 0 | 0 | 0 | 0 | 0 | 0 | 0 |
| 3318 | Administrator I | 1 | 1 | Male | 0 | 0 | 0 | 0 | 0 | 0 | 0 | 0 |
| | | | | Female | 1 | 0 | 0 | 1 | 0 | 0 | 0 | 0 |
| 1170 | Cnfdntl Office Support 12 Mo | 1 | 1 | Male | 0 | 0 | 0 | 0 | 0 | 0 | 0 | 0 |
| | | | | Female | 1 | 0 | 0 | 1 | 0 | 0 | 0 | 0 |
| 3312 | Administrator II | 1 | 1 | Male | 0 | 0 | 0 | 0 | 0 | 0 | 0 | 0 |
| | | | | Female | 1 | 0 | 0 | 0 | 1 | 0 | 0 | 0 |
| 3306 | Administrator III | 2 | 1 | Male | 1 | 1 | 0 | 0 | 0 | 0 | 0 | 0 |
| | | | | Female | 1 | 0 | 0 | 1 | 0 | 0 | 0 | 0 |
| 3300 | Administrator IV | 1 | 1 | Male | 0 | 0 | 0 | 0 | 0 | 0 | 0 | 0 |
| | | | | Female | 1 | 0 | 0 | 0 | 1 | 0 | 0 | 0 |
| Grand Total # | | 10 | 9 | Male # | 3 | 1 | 1 | 0 | 1 | 0 | 0 | 0 |
| Grand Total % | | | 90.0 | Male % | 30.0 | 10.0 | 10.0 | 0.0 | 10.0 | 0.0 | 0.0 | 0.0 |
| | | | | Female # | 7 | 0 | 0 | 5 | 2 | 0 | 0 | 0 |
| | | | | Female% | 70.0 | 0.0 | 0.0 | 50.0 | 20.0 | 0.0 | 0.0 | 0.0 |

California State University, Los Angeles

Snapshot Date: 11/01/2020

Workforce Analysis

Organizational Unit: Work Control Department

| Job Code | Job Title | Total | | Total | | | | | | | | |
|----------------------|-------------------------------|----------|--------------|----------|--------------|------------|------------|--------------|------------|------------|------------|------------|
| | | EMP | MIN | EMP | W | AA | H | A | NA | PI | 2+ | |
| 1032 | Admin Support Assistant 12 Mo | 2 | 2 | Male | 0 | 0 | 0 | 0 | 0 | 0 | 0 | 0 |
| | | | | Female | 2 | 0 | 0 | 2 | 0 | 0 | 0 | 0 |
| 1038 | Admin Analyst/Spclst 12 Mo | 1 | 1 | Male | 0 | 0 | 0 | 0 | 0 | 0 | 0 | 0 |
| | | | | Female | 1 | 0 | 0 | 1 | 0 | 0 | 0 | 0 |
| Grand Total # | | 3 | 3 | Male # | 0 | 0 | 0 | 0 | 0 | 0 | 0 | 0 |
| Grand Total % | | | 100.0 | Male % | 0.0 | 0.0 | 0.0 | 0.0 | 0.0 | 0.0 | 0.0 | 0.0 |
| | | | | Female # | 3 | 0 | 0 | 3 | 0 | 0 | 0 | 0 |
| | | | | Female% | 100.0 | 0.0 | 0.0 | 100.0 | 0.0 | 0.0 | 0.0 | 0.0 |

California State University, Los Angeles

Snapshot Date: 11/01/2020

Workforce Analysis Summary

| Organizational Unit | Total | | | | Male | | | | | | | Female | | | | | | |
|--------------------------------|-------|----|----|-----|------|----|----|---|----|----|----|--------|----|----|----|----|----|----|
| | EMP | M | F | MIN | W | AA | H | A | NA | PI | 2+ | W | AA | H | A | NA | PI | 2+ |
| AA Faculty Affairs | 3 | 0 | 3 | 2 | 0 | 0 | 0 | 0 | 0 | 0 | 0 | 1 | 0 | 2 | 0 | 0 | 0 | 0 |
| AASE | 46 | 21 | 25 | 36 | 6 | 2 | 9 | 4 | 0 | 0 | 0 | 4 | 1 | 6 | 13 | 0 | 0 | 1 |
| Academic Advisement Center-ULS | 8 | 4 | 4 | 7 | 1 | 0 | 3 | 0 | 0 | 0 | 0 | 0 | 0 | 2 | 2 | 0 | 0 | 0 |
| Academic Senate | 2 | 0 | 2 | 2 | 0 | 0 | 0 | 0 | 0 | 0 | 0 | 0 | 1 | 0 | 1 | 0 | 0 | 0 |
| Academic Technology | 16 | 9 | 7 | 15 | 1 | 0 | 5 | 2 | 0 | 0 | 1 | 0 | 1 | 6 | 0 | 0 | 0 | 0 |
| Accounting Department | 29 | 15 | 14 | 16 | 9 | 1 | 1 | 4 | 0 | 0 | 0 | 4 | 1 | 1 | 7 | 0 | 0 | 1 |
| Administrative Technology | 6 | 6 | 0 | 4 | 2 | 0 | 0 | 4 | 0 | 0 | 0 | 0 | 0 | 0 | 0 | 0 | 0 | 0 |
| Admissions | 27 | 6 | 21 | 22 | 1 | 0 | 0 | 4 | 0 | 0 | 1 | 4 | 1 | 13 | 2 | 0 | 0 | 1 |
| Alumni Affairs | 5 | 1 | 4 | 4 | 1 | 0 | 0 | 0 | 0 | 0 | 0 | 0 | 0 | 2 | 1 | 0 | 0 | 1 |
| Animal Care | 2 | 1 | 1 | 2 | 0 | 0 | 0 | 0 | 0 | 0 | 1 | 0 | 0 | 1 | 0 | 0 | 0 | 0 |
| Annual Fund | 1 | 0 | 1 | 1 | 0 | 0 | 0 | 0 | 0 | 0 | 0 | 0 | 0 | 1 | 0 | 0 | 0 | 0 |
| Anthropology | 28 | 6 | 22 | 15 | 1 | 0 | 2 | 0 | 0 | 0 | 3 | 12 | 0 | 7 | 2 | 0 | 0 | 1 |
| Applied Gerontology Institute | 2 | 0 | 2 | 2 | 0 | 0 | 0 | 0 | 0 | 0 | 0 | 0 | 0 | 1 | 0 | 0 | 0 | 1 |
| Art | 64 | 33 | 31 | 30 | 17 | 1 | 10 | 1 | 0 | 1 | 3 | 17 | 1 | 8 | 3 | 0 | 0 | 2 |
| Arts & Letters--Dean | 23 | 8 | 15 | 15 | 4 | 0 | 3 | 1 | 0 | 0 | 0 | 4 | 0 | 10 | 1 | 0 | 0 | 0 |
| Asian American Studies | 5 | 3 | 2 | 5 | 0 | 0 | 1 | 2 | 0 | 0 | 0 | 0 | 0 | 0 | 1 | 0 | 0 | 1 |
| Athletics Department | 30 | 23 | 7 | 15 | 13 | 6 | 4 | 0 | 0 | 0 | 0 | 2 | 1 | 2 | 0 | 1 | 0 | 1 |
| Audiology Doctorate Program | 3 | 0 | 3 | 0 | 0 | 0 | 0 | 0 | 0 | 0 | 0 | 3 | 0 | 0 | 0 | 0 | 0 | 0 |
| Automotive | 2 | 2 | 0 | 2 | 0 | 1 | 0 | 1 | 0 | 0 | 0 | 0 | 0 | 0 | 0 | 0 | 0 | 0 |
| AVP Enrollment Mgt Office | 5 | 1 | 4 | 3 | 0 | 0 | 1 | 0 | 0 | 0 | 0 | 2 | 0 | 2 | 0 | 0 | 0 | 0 |
| AVP Facilities and Planning | 3 | 1 | 2 | 1 | 1 | 0 | 0 | 0 | 0 | 0 | 0 | 1 | 0 | 0 | 1 | 0 | 0 | 0 |

California State University, Los Angeles

Snapshot Date: 11/01/2020

Workforce Analysis Summary

| Organizational Unit | Total | | | | Male | | | | | | | Female | | | | | | |
|--------------------------------|-------|----|----|-----|------|----|----|----|----|----|----|--------|----|----|---|----|----|----|
| | EMP | M | F | MIN | W | AA | H | A | NA | PI | 2+ | W | AA | H | A | NA | PI | 2+ |
| AVP Financial Services | 5 | 1 | 4 | 3 | 1 | 0 | 0 | 0 | 0 | 0 | 0 | 1 | 1 | 1 | 0 | 0 | 0 | 1 |
| AVP Student Service Office | 7 | 2 | 5 | 5 | 0 | 0 | 0 | 1 | 0 | 0 | 1 | 2 | 0 | 3 | 0 | 0 | 0 | 0 |
| B;E Advisement Center | 3 | 2 | 1 | 3 | 0 | 1 | 1 | 0 | 0 | 0 | 0 | 0 | 0 | 0 | 1 | 0 | 0 | 0 |
| B;E Strategic Communicatns Grp | 3 | 2 | 1 | 3 | 0 | 0 | 0 | 2 | 0 | 0 | 0 | 0 | 0 | 0 | 1 | 0 | 0 | 0 |
| Baseline | 5 | 3 | 2 | 4 | 0 | 0 | 2 | 1 | 0 | 0 | 0 | 1 | 0 | 0 | 1 | 0 | 0 | 0 |
| Biology and Microbiology | 56 | 26 | 30 | 32 | 11 | 1 | 7 | 6 | 0 | 0 | 1 | 13 | 0 | 8 | 7 | 0 | 0 | 2 |
| Budget Office | 5 | 2 | 3 | 5 | 0 | 0 | 0 | 2 | 0 | 0 | 0 | 0 | 0 | 1 | 2 | 0 | 0 | 0 |
| Building Services | 8 | 8 | 0 | 7 | 1 | 0 | 5 | 2 | 0 | 0 | 0 | 0 | 0 | 0 | 0 | 0 | 0 | 0 |
| Business and Economics--Dean | 18 | 7 | 11 | 16 | 0 | 0 | 4 | 2 | 0 | 0 | 1 | 2 | 0 | 5 | 3 | 0 | 0 | 1 |
| Business Financial Services | 18 | 4 | 14 | 15 | 0 | 0 | 4 | 0 | 0 | 0 | 0 | 3 | 1 | 3 | 7 | 0 | 0 | 0 |
| Cal State Teach | 2 | 1 | 1 | 2 | 0 | 1 | 0 | 0 | 0 | 0 | 0 | 0 | 0 | 1 | 0 | 0 | 0 | 0 |
| Career Center | 6 | 2 | 4 | 3 | 1 | 0 | 0 | 1 | 0 | 0 | 0 | 2 | 0 | 2 | 0 | 0 | 0 | 0 |
| Carpenter Shop | 7 | 7 | 0 | 5 | 2 | 0 | 5 | 0 | 0 | 0 | 0 | 0 | 0 | 0 | 0 | 0 | 0 | 0 |
| CC - SSF-Career Services | 1 | 0 | 1 | 1 | 0 | 0 | 0 | 0 | 0 | 0 | 0 | 0 | 0 | 1 | 0 | 0 | 0 | 0 |
| Center for ESPG | 7 | 1 | 6 | 7 | 0 | 0 | 0 | 1 | 0 | 0 | 0 | 0 | 0 | 4 | 2 | 0 | 0 | 0 |
| Central Store | 2 | 2 | 0 | 2 | 0 | 0 | 2 | 0 | 0 | 0 | 0 | 0 | 0 | 0 | 0 | 0 | 0 | 0 |
| CETL | 8 | 5 | 3 | 6 | 1 | 0 | 3 | 1 | 0 | 0 | 0 | 1 | 0 | 0 | 1 | 0 | 0 | 1 |
| Charter College of Ed - Dean | 18 | 3 | 15 | 12 | 0 | 0 | 1 | 2 | 0 | 0 | 0 | 6 | 0 | 7 | 2 | 0 | 0 | 0 |
| Chemistry & Biochemistry | 52 | 33 | 19 | 35 | 14 | 4 | 2 | 10 | 0 | 0 | 3 | 3 | 1 | 6 | 9 | 0 | 0 | 0 |
| Chicano Studies | 33 | 15 | 18 | 32 | 0 | 0 | 15 | 0 | 0 | 0 | 0 | 1 | 0 | 17 | 0 | 0 | 0 | 0 |
| Child & Family Studies | 68 | 8 | 60 | 49 | 3 | 0 | 4 | 1 | 0 | 0 | 0 | 16 | 3 | 27 | 8 | 1 | 0 | 5 |

California State University, Los Angeles

Snapshot Date: 11/01/2020

Workforce Analysis Summary

| Organizational Unit | Total | | | | Male | | | | | | | Female | | | | | | |
|-------------------------------|-------|----|----|-----|------|----|----|---|----|----|----|--------|----|----|---|----|----|----|
| | EMP | M | F | MIN | W | AA | H | A | NA | PI | 2+ | W | AA | H | A | NA | PI | 2+ |
| Civil Engineering | 28 | 23 | 5 | 18 | 8 | 1 | 4 | 9 | 0 | 0 | 1 | 2 | 0 | 1 | 2 | 0 | 0 | 0 |
| College of Ethnic Studies | 3 | 1 | 2 | 3 | 0 | 0 | 0 | 0 | 0 | 0 | 1 | 0 | 1 | 0 | 1 | 0 | 0 | 0 |
| Communication Disorders | 35 | 10 | 25 | 18 | 6 | 1 | 1 | 2 | 0 | 0 | 0 | 11 | 0 | 7 | 3 | 0 | 0 | 4 |
| Communication Studies | 55 | 20 | 35 | 34 | 9 | 0 | 6 | 4 | 1 | 0 | 0 | 12 | 4 | 9 | 8 | 0 | 0 | 2 |
| Computer Center Office | 1 | 0 | 1 | 1 | 0 | 0 | 0 | 0 | 0 | 0 | 0 | 0 | 0 | 0 | 0 | 0 | 0 | 1 |
| Computer Science | 28 | 21 | 7 | 16 | 9 | 0 | 2 | 9 | 0 | 0 | 1 | 3 | 0 | 0 | 3 | 0 | 0 | 1 |
| Copy Print Program | 2 | 2 | 0 | 1 | 1 | 0 | 0 | 1 | 0 | 0 | 0 | 0 | 0 | 0 | 0 | 0 | 0 | 0 |
| Criminal Justice | 38 | 19 | 19 | 19 | 8 | 3 | 4 | 2 | 0 | 0 | 2 | 11 | 1 | 1 | 3 | 0 | 0 | 3 |
| Curriculum & Instruction | 57 | 17 | 40 | 33 | 6 | 3 | 5 | 1 | 0 | 0 | 2 | 18 | 2 | 10 | 7 | 1 | 0 | 2 |
| Custodial Dept | 64 | 31 | 33 | 64 | 0 | 11 | 18 | 2 | 0 | 0 | 0 | 0 | 1 | 31 | 0 | 1 | 0 | 0 |
| Desktop Services | 5 | 5 | 0 | 5 | 0 | 0 | 1 | 4 | 0 | 0 | 0 | 0 | 0 | 0 | 0 | 0 | 0 | 0 |
| Development Office | 6 | 1 | 5 | 4 | 0 | 0 | 1 | 0 | 0 | 0 | 0 | 2 | 0 | 3 | 0 | 0 | 0 | 0 |
| Distribution Center | 4 | 4 | 0 | 4 | 0 | 0 | 4 | 0 | 0 | 0 | 0 | 0 | 0 | 0 | 0 | 0 | 0 | 0 |
| DNP-Nursing Restricted | 1 | 0 | 1 | 1 | 0 | 0 | 0 | 0 | 0 | 0 | 0 | 0 | 0 | 0 | 0 | 0 | 0 | 1 |
| Dreamers Resource Center | 1 | 0 | 1 | 1 | 0 | 0 | 0 | 0 | 0 | 0 | 0 | 0 | 0 | 1 | 0 | 0 | 0 | 0 |
| Early Entrance Program | 3 | 0 | 3 | 2 | 0 | 0 | 0 | 0 | 0 | 0 | 0 | 1 | 1 | 1 | 0 | 0 | 0 | 0 |
| Economics & Statistics | 22 | 13 | 9 | 15 | 5 | 1 | 2 | 5 | 0 | 0 | 0 | 2 | 0 | 2 | 5 | 0 | 0 | 0 |
| ECST Student Services | 7 | 2 | 5 | 5 | 1 | 0 | 1 | 0 | 0 | 0 | 0 | 1 | 0 | 3 | 1 | 0 | 0 | 0 |
| EdD in Educational Leadership | 9 | 1 | 8 | 9 | 0 | 0 | 1 | 0 | 0 | 0 | 0 | 0 | 0 | 4 | 3 | 0 | 0 | 1 |
| Electrical & Computer Engr | 23 | 17 | 6 | 12 | 7 | 0 | 3 | 5 | 0 | 0 | 2 | 4 | 0 | 1 | 1 | 0 | 0 | 0 |
| Electrical Shop | 6 | 6 | 0 | 6 | 0 | 0 | 6 | 0 | 0 | 0 | 0 | 0 | 0 | 0 | 0 | 0 | 0 | 0 |

California State University, Los Angeles

Snapshot Date: 11/01/2020

Workforce Analysis Summary

| Organizational Unit | Total | | | | Male | | | | | | | Female | | | | | | |
|-------------------------------|-------|----|----|-----|------|----|----|---|----|----|----|--------|----|----|---|----|----|----|
| | EMP | M | F | MIN | W | AA | H | A | NA | PI | 2+ | W | AA | H | A | NA | PI | 2+ |
| English | 75 | 29 | 46 | 43 | 9 | 0 | 9 | 9 | 0 | 0 | 2 | 23 | 1 | 13 | 5 | 0 | 0 | 4 |
| Engr Comp Sci & Tech--Dean | 25 | 15 | 10 | 16 | 5 | 1 | 6 | 3 | 0 | 0 | 0 | 4 | 0 | 4 | 1 | 0 | 0 | 1 |
| Enterprise Applications | 14 | 11 | 3 | 9 | 3 | 0 | 0 | 8 | 0 | 0 | 0 | 2 | 0 | 0 | 1 | 0 | 0 | 0 |
| Environmental Health & Safety | 5 | 3 | 2 | 4 | 1 | 1 | 1 | 0 | 0 | 0 | 0 | 0 | 0 | 1 | 1 | 0 | 0 | 0 |
| EOP | 14 | 6 | 8 | 14 | 0 | 1 | 4 | 0 | 0 | 0 | 1 | 0 | 3 | 4 | 0 | 0 | 0 | 1 |
| Equity and Diversity | 3 | 0 | 3 | 2 | 0 | 0 | 0 | 0 | 0 | 0 | 0 | 1 | 1 | 1 | 0 | 0 | 0 | 0 |
| Equity, Diversity & Inclusion | 4 | 2 | 2 | 3 | 0 | 0 | 2 | 0 | 0 | 0 | 0 | 1 | 0 | 0 | 1 | 0 | 0 | 0 |
| Extended Education | 3 | 1 | 2 | 3 | 0 | 0 | 0 | 1 | 0 | 0 | 0 | 0 | 0 | 2 | 0 | 0 | 0 | 0 |
| Fac Svcs SI-Facilities | 2 | 2 | 0 | 1 | 1 | 0 | 1 | 0 | 0 | 0 | 0 | 0 | 0 | 0 | 0 | 0 | 0 | 0 |
| Facilities Operations Office | 9 | 7 | 2 | 6 | 3 | 1 | 2 | 1 | 0 | 0 | 0 | 0 | 0 | 2 | 0 | 0 | 0 | 0 |
| Finance and Law | 23 | 15 | 8 | 17 | 4 | 2 | 0 | 8 | 0 | 0 | 1 | 2 | 0 | 0 | 6 | 0 | 0 | 0 |
| Fire Life Safety | 1 | 1 | 0 | 0 | 1 | 0 | 0 | 0 | 0 | 0 | 0 | 0 | 0 | 0 | 0 | 0 | 0 | 0 |
| Geological Sciences | 26 | 17 | 9 | 15 | 8 | 0 | 3 | 4 | 0 | 0 | 2 | 3 | 1 | 2 | 1 | 0 | 0 | 2 |
| Grad Bus Prof Fee | 1 | 0 | 1 | 1 | 0 | 0 | 0 | 0 | 0 | 0 | 0 | 0 | 0 | 0 | 1 | 0 | 0 | 0 |
| Graduate Studies Office | 6 | 2 | 4 | 6 | 0 | 0 | 2 | 0 | 0 | 0 | 0 | 0 | 1 | 1 | 1 | 0 | 0 | 1 |
| Grounds Dept | 22 | 22 | 0 | 20 | 2 | 1 | 17 | 1 | 0 | 0 | 1 | 0 | 0 | 0 | 0 | 0 | 0 | 0 |
| HC - SSF-Hlth Ed & Wellness | 1 | 0 | 1 | 1 | 0 | 0 | 0 | 0 | 0 | 0 | 0 | 0 | 0 | 0 | 0 | 0 | 0 | 1 |
| Health & Human Services--Dean | 18 | 6 | 12 | 16 | 2 | 0 | 2 | 2 | 0 | 0 | 0 | 0 | 3 | 7 | 2 | 0 | 0 | 0 |
| Health Center | 45 | 11 | 34 | 35 | 3 | 2 | 0 | 5 | 0 | 0 | 1 | 7 | 3 | 14 | 8 | 0 | 0 | 2 |
| HHS Advisement & Outreach Ctr | 7 | 5 | 2 | 5 | 2 | 3 | 0 | 0 | 0 | 0 | 0 | 0 | 1 | 1 | 0 | 0 | 0 | 0 |
| History | 28 | 15 | 13 | 13 | 8 | 2 | 5 | 0 | 0 | 0 | 0 | 7 | 1 | 2 | 3 | 0 | 0 | 0 |

California State University, Los Angeles

Snapshot Date: 11/01/2020

Workforce Analysis Summary

| Organizational Unit | Total | | | | Male | | | | | | | | Female | | | | | |
|--------------------------------|-------|----|----|-----|------|----|----|----|----|----|----|----|--------|----|----|----|----|----|
| | EMP | M | F | MIN | W | AA | H | A | NA | PI | 2+ | W | AA | H | A | NA | PI | 2+ |
| Honors College | 6 | 1 | 5 | 4 | 1 | 0 | 0 | 0 | 0 | 0 | 0 | 1 | 0 | 3 | 1 | 0 | 0 | 0 |
| Housing Services | 13 | 8 | 5 | 12 | 1 | 0 | 7 | 0 | 0 | 0 | 0 | 0 | 2 | 3 | 0 | 0 | 0 | 0 |
| Human Resource Management | 15 | 3 | 12 | 14 | 1 | 0 | 2 | 0 | 0 | 0 | 0 | 0 | 2 | 8 | 2 | 0 | 0 | 0 |
| Information Systems | 23 | 15 | 8 | 14 | 6 | 1 | 2 | 6 | 0 | 0 | 0 | 3 | 1 | 0 | 4 | 0 | 0 | 0 |
| Information Technology Svcs | 2 | 1 | 1 | 2 | 0 | 0 | 0 | 1 | 0 | 0 | 0 | 0 | 0 | 0 | 1 | 0 | 0 | 0 |
| Institutional Research | 7 | 5 | 2 | 6 | 1 | 0 | 0 | 3 | 0 | 0 | 1 | 0 | 0 | 0 | 1 | 0 | 0 | 1 |
| IT Infrastructure Services | 15 | 11 | 4 | 13 | 2 | 0 | 2 | 7 | 0 | 0 | 0 | 0 | 0 | 0 | 4 | 0 | 0 | 0 |
| ITS Financial & Support Svcs | 23 | 12 | 11 | 18 | 4 | 0 | 4 | 4 | 0 | 0 | 0 | 1 | 1 | 4 | 4 | 0 | 0 | 1 |
| Kinesiology & Nutritnl Science | 87 | 32 | 55 | 52 | 13 | 1 | 9 | 9 | 0 | 0 | 0 | 22 | 1 | 14 | 13 | 1 | 0 | 4 |
| Latin American Studies | 9 | 3 | 6 | 8 | 0 | 0 | 2 | 0 | 0 | 0 | 1 | 1 | 0 | 4 | 0 | 1 | 0 | 0 |
| Liberal Studies | 22 | 8 | 14 | 13 | 6 | 1 | 1 | 0 | 0 | 0 | 0 | 3 | 0 | 7 | 3 | 1 | 0 | 0 |
| Luckman Fine Arts | 4 | 2 | 2 | 2 | 1 | 0 | 1 | 0 | 0 | 0 | 0 | 1 | 1 | 0 | 0 | 0 | 0 | 0 |
| Management | 66 | 36 | 30 | 42 | 12 | 4 | 6 | 11 | 0 | 0 | 3 | 12 | 2 | 6 | 6 | 1 | 0 | 3 |
| Marketing | 26 | 13 | 13 | 22 | 0 | 4 | 1 | 6 | 0 | 0 | 2 | 4 | 2 | 2 | 2 | 0 | 0 | 3 |
| Mathematics | 76 | 43 | 33 | 52 | 11 | 3 | 13 | 16 | 0 | 0 | 0 | 13 | 0 | 4 | 15 | 0 | 0 | 1 |
| Mechanical Engineer | 30 | 27 | 3 | 13 | 15 | 0 | 4 | 7 | 0 | 0 | 1 | 2 | 0 | 1 | 0 | 0 | 0 | 0 |
| MESA-MSP | 1 | 0 | 1 | 1 | 0 | 0 | 0 | 0 | 0 | 0 | 0 | 0 | 0 | 1 | 0 | 0 | 0 | 0 |
| Modern Languages & Literatre | 21 | 6 | 15 | 15 | 1 | 0 | 3 | 2 | 0 | 0 | 0 | 5 | 0 | 2 | 6 | 0 | 0 | 2 |
| Music | 43 | 21 | 22 | 17 | 15 | 2 | 3 | 0 | 1 | 0 | 0 | 11 | 0 | 4 | 3 | 0 | 0 | 4 |
| Natural & Social Sciences-Dean | 41 | 14 | 27 | 33 | 2 | 1 | 7 | 3 | 0 | 0 | 1 | 6 | 6 | 9 | 4 | 1 | 0 | 1 |
| Network and Telecom | 7 | 5 | 2 | 7 | 0 | 0 | 0 | 5 | 0 | 0 | 0 | 0 | 1 | 0 | 1 | 0 | 0 | 0 |

California State University, Los Angeles

Snapshot Date: 11/01/2020

Workforce Analysis Summary

| Organizational Unit | Total | | | | Male | | | | | | | | Female | | | | | | | |
|--------------------------------|-------|----|----|-----|------|----|---|---|----|----|----|----|--------|----|---|----|----|----|--|--|
| | EMP | M | F | MIN | W | AA | H | A | NA | PI | 2+ | W | AA | H | A | NA | PI | 2+ | | |
| Nursing | 59 | 12 | 47 | 34 | 6 | 1 | 1 | 3 | 0 | 0 | 1 | 19 | 2 | 16 | 6 | 1 | 0 | 3 | | |
| Office of Diversity & Learning | 1 | 0 | 1 | 1 | 0 | 0 | 0 | 0 | 0 | 0 | 0 | 0 | 0 | 1 | 0 | 0 | 0 | 0 | | |
| Office of the President | 8 | 3 | 5 | 7 | 1 | 0 | 1 | 1 | 0 | 0 | 0 | 0 | 0 | 3 | 2 | 0 | 0 | 0 | | |
| Office. Resrch., Adv., & Dev. | 4 | 2 | 2 | 2 | 1 | 0 | 0 | 1 | 0 | 0 | 0 | 1 | 0 | 1 | 0 | 0 | 0 | 0 | | |
| One Card | 2 | 0 | 2 | 2 | 0 | 0 | 0 | 0 | 0 | 0 | 0 | 0 | 0 | 0 | 2 | 0 | 0 | 0 | | |
| Orientation | 2 | 0 | 2 | 2 | 0 | 0 | 0 | 0 | 0 | 0 | 0 | 0 | 0 | 2 | 0 | 0 | 0 | 0 | | |
| OSD - SSF-Svcs & Accommodation | 1 | 0 | 1 | 1 | 0 | 0 | 0 | 0 | 0 | 0 | 0 | 0 | 0 | 1 | 0 | 0 | 0 | 0 | | |
| PaGE - LA Downtown office | 3 | 3 | 0 | 2 | 1 | 0 | 2 | 0 | 0 | 0 | 0 | 0 | 0 | 0 | 0 | 0 | 0 | 0 | | |
| PaGE Enrollment Services | 5 | 1 | 4 | 4 | 0 | 0 | 0 | 1 | 0 | 0 | 0 | 1 | 0 | 3 | 0 | 0 | 0 | 0 | | |
| PaGE Fiscal Operations | 5 | 2 | 3 | 5 | 0 | 0 | 1 | 1 | 0 | 0 | 0 | 0 | 1 | 0 | 2 | 0 | 0 | 0 | | |
| PaGE International Office | 6 | 2 | 4 | 6 | 0 | 0 | 1 | 1 | 0 | 0 | 0 | 0 | 0 | 2 | 2 | 0 | 0 | 0 | | |
| PaGE Mkting and Communication | 3 | 0 | 3 | 3 | 0 | 0 | 0 | 0 | 0 | 0 | 0 | 0 | 0 | 2 | 1 | 0 | 0 | 0 | | |
| PaGE Program Area | 9 | 1 | 8 | 8 | 1 | 0 | 0 | 0 | 0 | 0 | 0 | 0 | 1 | 1 | 5 | 0 | 0 | 1 | | |
| Paint Shop | 3 | 3 | 0 | 3 | 0 | 2 | 1 | 0 | 0 | 0 | 0 | 0 | 0 | 0 | 0 | 0 | 0 | 0 | | |
| Pan African Studies | 17 | 8 | 9 | 17 | 0 | 8 | 0 | 0 | 0 | 0 | 0 | 0 | 7 | 1 | 0 | 0 | 0 | 1 | | |
| Parking | 16 | 8 | 8 | 15 | 1 | 2 | 5 | 0 | 0 | 0 | 0 | 0 | 1 | 7 | 0 | 0 | 0 | 0 | | |
| Pat Brown Institute | 2 | 1 | 1 | 1 | 1 | 0 | 0 | 0 | 0 | 0 | 0 | 0 | 0 | 0 | 1 | 0 | 0 | 0 | | |
| Payroll | 6 | 1 | 5 | 5 | 0 | 0 | 0 | 1 | 0 | 0 | 0 | 1 | 0 | 1 | 3 | 0 | 0 | 0 | | |
| Philosophy | 19 | 15 | 4 | 8 | 8 | 0 | 1 | 5 | 0 | 0 | 1 | 3 | 0 | 0 | 1 | 0 | 0 | 0 | | |
| Physics and Astronomy | 37 | 29 | 8 | 19 | 15 | 0 | 8 | 4 | 0 | 0 | 2 | 3 | 0 | 2 | 3 | 0 | 0 | 0 | | |
| Planning & Construction | 2 | 1 | 1 | 1 | 0 | 0 | 0 | 1 | 0 | 0 | 0 | 1 | 0 | 0 | 0 | 0 | 0 | 0 | | |

California State University, Los Angeles

Snapshot Date: 11/01/2020

Workforce Analysis Summary

| Organizational Unit | Total | | | | Male | | | | | | | Female | | | | | | |
|--------------------------------|-------|----|----|-----|------|----|----|---|----|----|----|--------|----|----|----|----|----|----|
| | EMP | M | F | MIN | W | AA | H | A | NA | PI | 2+ | W | AA | H | A | NA | PI | 2+ |
| Plumbing Shop | 4 | 4 | 0 | 4 | 0 | 0 | 4 | 0 | 0 | 0 | 0 | 0 | 0 | 0 | 0 | 0 | 0 | 0 |
| Police | 33 | 23 | 10 | 30 | 3 | 5 | 12 | 2 | 0 | 0 | 1 | 0 | 0 | 10 | 0 | 0 | 0 | 0 |
| Political Science | 29 | 16 | 13 | 17 | 7 | 0 | 3 | 4 | 0 | 0 | 2 | 5 | 1 | 1 | 4 | 0 | 0 | 2 |
| Printing Center | 7 | 7 | 0 | 6 | 1 | 0 | 4 | 2 | 0 | 0 | 0 | 0 | 0 | 0 | 0 | 0 | 0 | 0 |
| Property Management | 1 | 1 | 0 | 0 | 1 | 0 | 0 | 0 | 0 | 0 | 0 | 0 | 0 | 0 | 0 | 0 | 0 | 0 |
| Psychology | 63 | 21 | 42 | 43 | 9 | 1 | 5 | 5 | 0 | 0 | 1 | 11 | 2 | 16 | 11 | 0 | 0 | 2 |
| Public Affairs | 13 | 7 | 6 | 11 | 1 | 0 | 4 | 2 | 0 | 0 | 0 | 1 | 2 | 1 | 2 | 0 | 0 | 0 |
| Public Health | 25 | 7 | 18 | 16 | 4 | 1 | 1 | 0 | 0 | 0 | 1 | 5 | 1 | 6 | 6 | 0 | 0 | 0 |
| Purchasing | 6 | 2 | 4 | 4 | 1 | 0 | 1 | 0 | 0 | 0 | 0 | 1 | 2 | 0 | 1 | 0 | 0 | 0 |
| Registrars Office | 34 | 9 | 25 | 27 | 3 | 0 | 5 | 1 | 0 | 0 | 0 | 4 | 2 | 15 | 3 | 0 | 0 | 1 |
| Resource Planning and Mgmt | 7 | 2 | 5 | 5 | 0 | 0 | 0 | 2 | 0 | 0 | 0 | 2 | 0 | 2 | 0 | 0 | 0 | 1 |
| SA - SSF-Student Development | 1 | 1 | 0 | 1 | 0 | 1 | 0 | 0 | 0 | 0 | 0 | 0 | 0 | 0 | 0 | 0 | 0 | 0 |
| School Development Office | 11 | 3 | 8 | 8 | 2 | 0 | 1 | 0 | 0 | 0 | 0 | 1 | 2 | 3 | 2 | 0 | 0 | 0 |
| Smart Start | 7 | 2 | 5 | 7 | 0 | 0 | 1 | 0 | 0 | 0 | 1 | 0 | 0 | 5 | 0 | 0 | 0 | 0 |
| Social Work | 66 | 19 | 47 | 54 | 4 | 3 | 6 | 4 | 0 | 0 | 2 | 8 | 9 | 16 | 9 | 0 | 0 | 5 |
| Sociology | 43 | 23 | 20 | 26 | 8 | 2 | 9 | 2 | 0 | 0 | 2 | 9 | 1 | 5 | 4 | 0 | 0 | 1 |
| Special Education & Counseling | 97 | 27 | 70 | 53 | 10 | 3 | 10 | 4 | 0 | 0 | 0 | 34 | 2 | 17 | 16 | 0 | 0 | 1 |
| Special Project | 3 | 3 | 0 | 2 | 1 | 0 | 1 | 0 | 0 | 0 | 1 | 0 | 0 | 0 | 0 | 0 | 0 | 0 |
| Special Projects Budget-FS | 11 | 2 | 9 | 9 | 1 | 0 | 1 | 0 | 0 | 0 | 0 | 1 | 0 | 2 | 5 | 0 | 0 | 1 |
| Student Financial Aid | 19 | 3 | 16 | 18 | 0 | 0 | 3 | 0 | 0 | 0 | 0 | 1 | 0 | 11 | 4 | 0 | 0 | 0 |
| Student Financial Services | 17 | 3 | 14 | 15 | 0 | 2 | 1 | 0 | 0 | 0 | 0 | 2 | 0 | 8 | 4 | 0 | 0 | 0 |

California State University, Los Angeles

Snapshot Date: 11/01/2020

Workforce Analysis Summary

| Organizational Unit | Total | | | | Male | | | | | | | Female | | | | | | |
|-------------------------------|--------------|--------------|--------------|--------------|-------------|------------|-------------|------------|------------|------------|------------|-------------|------------|-------------|-------------|------------|------------|------------|
| | EMP | M | F | MIN | W | AA | H | A | NA | PI | 2+ | W | AA | H | A | NA | PI | 2+ |
| Students with Disabilities | 9 | 5 | 4 | 9 | 0 | 1 | 4 | 0 | 0 | 0 | 0 | 0 | 1 | 3 | 0 | 0 | 0 | 0 |
| Study in LA | 1 | 0 | 1 | 0 | 0 | 0 | 0 | 0 | 0 | 0 | 0 | 1 | 0 | 0 | 0 | 0 | 0 | 0 |
| Technology | 24 | 17 | 7 | 18 | 4 | 1 | 7 | 4 | 0 | 0 | 1 | 2 | 0 | 1 | 2 | 1 | 0 | 1 |
| Theatre Arts and Dance | 18 | 8 | 10 | 7 | 6 | 0 | 2 | 0 | 0 | 0 | 0 | 5 | 0 | 2 | 1 | 1 | 0 | 1 |
| Transportation | 3 | 0 | 3 | 3 | 0 | 0 | 0 | 0 | 0 | 0 | 0 | 0 | 1 | 2 | 0 | 0 | 0 | 0 |
| TVFM | 36 | 19 | 17 | 21 | 8 | 2 | 5 | 2 | 1 | 0 | 1 | 7 | 2 | 3 | 2 | 1 | 0 | 2 |
| Undergraduate Studies | 9 | 2 | 7 | 5 | 2 | 0 | 0 | 0 | 0 | 0 | 0 | 2 | 1 | 3 | 1 | 0 | 0 | 0 |
| University Library | 44 | 14 | 30 | 33 | 6 | 0 | 5 | 2 | 0 | 1 | 0 | 5 | 2 | 10 | 11 | 0 | 0 | 2 |
| University Outreach | 8 | 2 | 6 | 8 | 0 | 1 | 1 | 0 | 0 | 0 | 0 | 0 | 2 | 1 | 2 | 0 | 0 | 1 |
| University Times | 1 | 1 | 0 | 1 | 0 | 0 | 1 | 0 | 0 | 0 | 0 | 0 | 0 | 0 | 0 | 0 | 0 | 0 |
| University Writing Center-ULS | 7 | 1 | 6 | 7 | 0 | 0 | 0 | 1 | 0 | 0 | 0 | 0 | 0 | 5 | 1 | 0 | 0 | 0 |
| Upward Bound | 1 | 0 | 1 | 1 | 0 | 0 | 0 | 0 | 0 | 0 | 0 | 0 | 0 | 1 | 0 | 0 | 0 | 0 |
| VA - SSF-Veterans Affair | 3 | 2 | 1 | 3 | 0 | 0 | 2 | 0 | 0 | 0 | 0 | 0 | 1 | 0 | 0 | 0 | 0 | 0 |
| Vice President Academic Affrs | 2 | 1 | 1 | 2 | 0 | 0 | 1 | 0 | 0 | 0 | 0 | 0 | 0 | 0 | 1 | 0 | 0 | 0 |
| Vice President ITS Office | 4 | 1 | 3 | 4 | 0 | 0 | 0 | 0 | 0 | 0 | 1 | 0 | 0 | 2 | 1 | 0 | 0 | 0 |
| VP Admin & Finance | 7 | 1 | 6 | 5 | 0 | 1 | 0 | 0 | 0 | 0 | 0 | 2 | 0 | 3 | 1 | 0 | 0 | 0 |
| VP Institutional Advancement | 5 | 1 | 4 | 4 | 0 | 0 | 0 | 1 | 0 | 0 | 0 | 1 | 0 | 2 | 1 | 0 | 0 | 0 |
| VP Student Affairs | 10 | 3 | 7 | 9 | 1 | 1 | 0 | 1 | 0 | 0 | 0 | 0 | 0 | 5 | 2 | 0 | 0 | 0 |
| Work Control Department | 3 | 0 | 3 | 3 | 0 | 0 | 0 | 0 | 0 | 0 | 0 | 0 | 0 | 3 | 0 | 0 | 0 | 0 |
| Total (#) | 2,811 | 1,258 | 1,553 | 1,952 | 413 | 107 | 395 | 279 | 3 | 2 | 59 | 446 | 103 | 557 | 341 | 13 | 0 | 93 |
| Total (%) | | 44.8 | 55.2 | 69.4 | 14.7 | 3.8 | 14.1 | 9.9 | 0.1 | 0.1 | 2.1 | 15.9 | 3.7 | 19.8 | 12.1 | 0.5 | 0.0 | 3.3 |

California State University, Los Angeles

Snapshot Date: 11/01/2020

Job Group Analysis

Job Group: 01 - Business and Financial Operations Occupations

EEO

| | | | Total | | | | |
|------------------|----------|---------------------------|-----------|-------------|-------------|------------|-------------|
| Cat | Job Code | Job Title | EMP | MALE | FEMALE | WHITE | MIN |
| 1A | 1762 | Accountant I | 6 | 1 | 5 | 1 | 5 |
| 1A | 4555 | Accountant II | 4 | 1 | 3 | 1 | 3 |
| 1A | 1730 | Accounting Technician I | 5 | 2 | 3 | 0 | 5 |
| 1A | 1741 | Accounting Technician II | 10 | 1 | 9 | 2 | 8 |
| 1A | 1740 | Accounting Technician III | 11 | 2 | 9 | 0 | 11 |
| 1A | 5287 | Budget Analyst | 1 | 0 | 1 | 0 | 1 |
| 1A | 1758 | Collections Rep I | 1 | 0 | 1 | 0 | 1 |
| 1A | 1759 | Collections Rep II | 2 | 0 | 2 | 0 | 2 |
| 1A | 5284 | Sr Budget Analyst | 5 | 1 | 4 | 0 | 5 |
| Total (#) | | | 45 | 8 | 37 | 4 | 41 |
| Total (%) | | | | 17.8 | 82.2 | 8.9 | 91.1 |

California State University, Los Angeles

Snapshot Date: 11/01/2020

Job Group Analysis

Job Group: 02 - Community Service, Legal, Arts, and Media Occupations

| | | | Total | | | | |
|------------------|----------|------------------------------|-----------|-------------|-------------|-------------|-------------|
| EEO Cat | Job Code | Job Title | EMP | MALE | FEMALE | WHITE | MIN |
| 1A | 850 | Broadcast Engineer 12 Mo | 1 | 1 | 0 | 0 | 1 |
| 1A | 8820 | Community Service Spec 12 Mo | 4 | 4 | 0 | 0 | 4 |
| 1A | 830 | Desktop Pub/Graph Spec 12 Mo | 1 | 1 | 0 | 0 | 1 |
| 1A | 820 | Graphic Designer 12 Mo | 4 | 2 | 2 | 0 | 4 |
| 1A | 9687 | Head Resident II | 1 | 0 | 1 | 0 | 1 |
| 1A | 810 | Media Prod Spec 12 Mo | 2 | 0 | 2 | 0 | 2 |
| 1A | 840 | Performing Arts Tech 12 Mo | 1 | 1 | 0 | 1 | 0 |
| 1A | 800 | Pub Affairs/Comm Spec 12 Mo | 13 | 3 | 10 | 4 | 9 |
| Total (#) | | | 27 | 12 | 15 | 5 | 22 |
| Total (%) | | | | 44.4 | 55.6 | 18.5 | 81.5 |

California State University, Los Angeles

Snapshot Date: 11/01/2020

Job Group Analysis

Job Group: 03 - Computer, Engineering, and Science Occupations

| | | | Total | | | | |
|------------------|----------|--------------------------------|-----------|-------------|-------------|-------------|-------------|
| EEO Cat | Job Code | Job Title | EMP | MALE | FEMALE | WHITE | MIN |
| 1A | 400 | Analyst/Programmer 12 Mo | 18 | 12 | 6 | 5 | 13 |
| 1A | 440 | Equip Systems Specialist 12 Mo | 6 | 5 | 1 | 0 | 6 |
| 1A | 420 | Info Tech Consultant 12 Mo | 53 | 41 | 12 | 6 | 47 |
| 1A | 430 | Network Analyst 12 Mo | 5 | 4 | 1 | 0 | 5 |
| 1A | 410 | Operating Sys Analyst 12 Mo | 12 | 11 | 1 | 1 | 11 |
| 1A | 450 | Operations Specialist 12 Mo | 2 | 1 | 1 | 1 | 1 |
| 1A | 5680 | Research Technician III | 1 | 0 | 1 | 0 | 1 |
| Total (#) | | | 97 | 74 | 23 | 13 | 84 |
| Total (%) | | | | 76.3 | 23.7 | 13.4 | 86.6 |

California State University, Los Angeles

Snapshot Date: 11/01/2020

Job Group Analysis

Job Group: 04 - Graduate Assistants

| | | | Total | | | | |
|--------------------|-----------------|----------------------------|------------|-------------|---------------|--------------|-------------|
| EEO Cat | Job Code | Job Title | EMP | MALE | FEMALE | WHITE | MIN |
| 1A | 2355 | Graduate Assistant | 99 | 33 | 66 | 21 | 78 |
| 1A | 2325 | Graduate Assistant Monthly | 3 | 1 | 2 | 0 | 3 |
| Total (#) | | | 102 | 34 | 68 | 21 | 81 |
| Total (%) | | | | 33.3 | 66.7 | 20.6 | 79.4 |

California State University, Los Angeles

Snapshot Date: 11/01/2020

Job Group Analysis

Job Group: 05 - Healthcare Practitioners and Technical Occupations

| | | | Total | | | | |
|------------------|----------|--------------------------------|-----------|-------------|-------------|-------------|-------------|
| EEO Cat | Job Code | Job Title | EMP | MALE | FEMALE | WHITE | MIN |
| 1A | 8147 | Health Educator | 1 | 0 | 1 | 0 | 1 |
| 1A | 8134 | Licensed Vocational Nurse I | 1 | 0 | 1 | 0 | 1 |
| 1A | 8148 | Medical Assistant | 6 | 0 | 6 | 1 | 5 |
| 1A | 8166 | Nurse Practitioner | 2 | 0 | 2 | 0 | 2 |
| 1A | 7992 | Pharmacist I | 1 | 0 | 1 | 0 | 1 |
| 1A | 7993 | Pharmacist II | 1 | 1 | 0 | 0 | 1 |
| 1A | 7922 | Phlebotomist/Clinical Lab Asst | 1 | 0 | 1 | 0 | 1 |
| 1A | 7737 | Physician | 3 | 3 | 0 | 0 | 3 |
| 1A | 8161 | Physician Assistant | 1 | 0 | 1 | 1 | 0 |
| 1A | 7750 | Physician-Specialty Services | 1 | 1 | 0 | 1 | 0 |
| 1A | 7996 | Radiologic Technologist II | 1 | 1 | 0 | 0 | 1 |
| 1A | 8154 | Registered Nurse II | 3 | 0 | 3 | 1 | 2 |
| 1A | 8157 | Registered Nurse III | 2 | 1 | 1 | 0 | 2 |
| Total (#) | | | 24 | 7 | 17 | 4 | 20 |
| Total (%) | | | | 29.2 | 70.8 | 16.7 | 83.3 |

California State University, Los Angeles

Snapshot Date: 11/01/2020

Job Group Analysis

Job Group: 06 - Librarians, Curators, and Archivists

EEO

| | | | Total | | | | |
|------------------|----------|-----------------|-----------|-------------|-------------|-------------|-------------|
| Cat | Job Code | Job Title | EMP | MALE | FEMALE | WHITE | MIN |
| 1A | 2919 | Librarian 10 Mo | 2 | 0 | 2 | 1 | 1 |
| 1A | 2920 | Librarian 12 Mo | 15 | 3 | 12 | 5 | 10 |
| Total (#) | | | 17 | 3 | 14 | 6 | 11 |
| Total (%) | | | | 17.6 | 82.4 | 35.3 | 64.7 |

California State University, Los Angeles

Snapshot Date: 11/01/2020

Job Group Analysis

Job Group: 07 - Management Occupations

EEO

| | | | Total | | | | |
|------------------|----------|-------------------|------------|-------------|-------------|-------------|-------------|
| Cat | Job Code | Job Title | EMP | MALE | FEMALE | WHITE | MIN |
| 1A | 3318 | Administrator I | 36 | 19 | 17 | 10 | 26 |
| 1A | 3312 | Administrator II | 100 | 43 | 57 | 28 | 72 |
| 1A | 3306 | Administrator III | 43 | 21 | 22 | 15 | 28 |
| 1A | 3300 | Administrator IV | 25 | 10 | 15 | 13 | 12 |
| 1A | 2977 | President | 1 | 1 | 0 | 1 | 0 |
| Total (#) | | | 205 | 94 | 111 | 67 | 138 |
| Total (%) | | | | 45.9 | 54.1 | 32.7 | 67.3 |

California State University, Los Angeles

Snapshot Date: 11/01/2020

Job Group Analysis

Job Group: 08 - Natural Resources, Construction, and Maintenance Occupations

| | | | Total | | | | |
|------------------|----------|-----------------------------|-----------|--------------|------------|-------------|-------------|
| EEO Cat | Job Code | Job Title | EMP | MALE | FEMALE | WHITE | MIN |
| 1A | 6699 | Air Cond/Refrig Mechanic | 5 | 5 | 0 | 0 | 5 |
| 1A | 6270 | Auto/Equipment Mechanic | 2 | 2 | 0 | 0 | 2 |
| 1A | 6702 | Building Service Engineer | 2 | 2 | 0 | 0 | 2 |
| 1A | 6476 | Carpenter | 4 | 4 | 0 | 2 | 2 |
| 1A | 6533 | Electrician | 3 | 3 | 0 | 1 | 2 |
| 1A | 6940 | Facilities Maintenance Mech | 10 | 10 | 0 | 1 | 9 |
| 1A | 6265 | Facilities Project Supv | 2 | 2 | 0 | 1 | 1 |
| 1A | 6250 | Facilities Worker I | 1 | 1 | 0 | 0 | 1 |
| 1A | 6251 | Facilities Worker II | 2 | 2 | 0 | 0 | 2 |
| 1A | 745 | Gardening Specialist | 1 | 1 | 0 | 0 | 1 |
| 1A | 731 | Groundswoker | 12 | 12 | 0 | 1 | 11 |
| 1A | 735 | Irrigation Specialist | 2 | 2 | 0 | 0 | 2 |
| 1A | 6532 | Lead Electrician | 1 | 1 | 0 | 0 | 1 |
| 1A | 726 | Lead Groundswoker | 3 | 3 | 0 | 0 | 3 |
| 1A | 6525 | Lead Painter | 1 | 1 | 0 | 0 | 1 |
| 1A | 6526 | Painter | 1 | 1 | 0 | 0 | 1 |
| 1A | 6549 | Plumber | 1 | 1 | 0 | 0 | 1 |
| 1A | 6700 | Sprvsng Building Svc Engrn | 1 | 1 | 0 | 1 | 0 |
| 1A | 6474 | Sprvsng Carpenter | 1 | 1 | 0 | 0 | 1 |
| 1A | 6534 | Sprvsng Electrician | 1 | 1 | 0 | 0 | 1 |
| 1A | 6524 | Sprvsng Painter | 1 | 1 | 0 | 0 | 1 |
| 1A | 6547 | Sprvsng Plumber | 1 | 1 | 0 | 0 | 1 |
| Total (#) | | | 58 | 58 | 0 | 7 | 51 |
| Total (%) | | | | 100.0 | 0.0 | 12.1 | 87.9 |

California State University, Los Angeles

Snapshot Date: 11/01/2020

Job Group Analysis

Job Group: 09 - Office and Administrative Support Occupations

| | | | Total | | | | |
|------------------|----------|-------------------------------|------------|-------------|-------------|-------------|-------------|
| EEO Cat | Job Code | Job Title | EMP | MALE | FEMALE | WHITE | MIN |
| 1A | 1036 | Admin Analyst/Spclst 10/12 | 1 | 0 | 1 | 0 | 1 |
| 1A | 1038 | Admin Analyst/Spclst 12 Mo | 96 | 15 | 81 | 13 | 83 |
| 1A | 1032 | Admin Support Assistant 12 Mo | 61 | 13 | 48 | 4 | 57 |
| 1A | 1035 | Admin Support Coord 12 Mo | 113 | 17 | 96 | 12 | 101 |
| 1A | 4791 | Buyer I | 1 | 0 | 1 | 0 | 1 |
| 1A | 4794 | Buyer III | 2 | 0 | 2 | 0 | 2 |
| 1A | 1176 | Cnfdntl Admin Support 12 Mo | 4 | 1 | 3 | 0 | 4 |
| 1A | 1170 | Cnfdntl Office Support 12 Mo | 8 | 0 | 8 | 0 | 8 |
| 1A | 1100 | Payroll Technician I | 1 | 1 | 0 | 0 | 1 |
| 1A | 1101 | Payroll Technician II | 2 | 0 | 2 | 1 | 1 |
| 1A | 1102 | Payroll Technician III | 1 | 0 | 1 | 0 | 1 |
| 1A | 5151 | Personnel Assistant | 1 | 0 | 1 | 0 | 1 |
| 1A | 1550 | Property Clerk I | 1 | 1 | 0 | 1 | 0 |
| 1A | 1549 | Property Clerk II | 1 | 0 | 1 | 0 | 1 |
| Total (#) | | | 293 | 48 | 245 | 31 | 262 |
| Total (%) | | | | 16.4 | 83.6 | 10.6 | 89.4 |

California State University, Los Angeles

Snapshot Date: 11/01/2020

Job Group Analysis

Job Group: 10 - Student and Academic Affairs and Other Education Services Occupations

| EEO | | Total | | | | | |
|-----|----------|--------------------------------|-----|------|--------|-------|-----|
| Cat | Job Code | Job Title | EMP | MALE | FEMALE | WHITE | MIN |
| 1A | 2866 | Accompanist II | 1 | 0 | 1 | 0 | 1 |
| 1A | 5783 | Assoc, Acad & Instit Studies 2 | 5 | 4 | 1 | 1 | 4 |
| 1A | 5787 | Assoc, Acad & Instit Studies 3 | 1 | 1 | 0 | 0 | 1 |
| 1A | 1514 | Athletic Equipment Attendant I | 1 | 1 | 0 | 0 | 1 |
| 1A | 2630 | Credential Analyst II | 2 | 0 | 2 | 0 | 2 |
| 1A | 7000 | Equip Maintenance Assistant | 3 | 3 | 0 | 1 | 2 |
| 1A | 7004 | Equip Tech I, Splcized Equip | 1 | 1 | 0 | 0 | 1 |
| 1A | 7012 | Equip Tech II, Electro-Mechnl | 3 | 3 | 0 | 0 | 3 |
| 1A | 7013 | Equip Tech II, Electronic | 3 | 3 | 0 | 1 | 2 |
| 1A | 7023 | Equip Tech III, Electronic | 5 | 4 | 1 | 2 | 3 |
| 1A | 7021 | Equip Tech III, Mechanical | 1 | 1 | 0 | 1 | 0 |
| 1A | 7024 | Equip Tech III, Splcized Equip | 2 | 1 | 1 | 0 | 2 |
| 1A | 2632 | Evaluator I | 13 | 3 | 10 | 1 | 12 |
| 1A | 2633 | Evaluator II | 7 | 3 | 4 | 1 | 6 |
| 1A | 2634 | Evaluator Trainee | 2 | 1 | 1 | 0 | 2 |
| 1A | 5181 | Extended Ed Specialist I | 1 | 0 | 1 | 0 | 1 |
| 1A | 5182 | Extended Ed Specialist II | 6 | 1 | 5 | 2 | 4 |
| 1A | 8145 | Health Education Assistant | 1 | 0 | 1 | 0 | 1 |
| 1A | 1577 | Instructional Support Asst I | 1 | 1 | 0 | 0 | 1 |
| 1A | 1615 | Instructional Support Tech I | 3 | 2 | 1 | 2 | 1 |
| 1A | 1617 | Instructional Support Tech II | 7 | 4 | 3 | 0 | 7 |
| 1A | 1619 | Instructional Support Tech III | 7 | 3 | 4 | 2 | 5 |
| 1A | 2886 | Library Services Spec I | 1 | 0 | 1 | 0 | 1 |
| 1A | 2887 | Library Services Spec II | 4 | 2 | 2 | 0 | 4 |
| 1A | 2888 | Library Services Spec III | 8 | 3 | 5 | 2 | 6 |

California State University, Los Angeles

Snapshot Date: 11/01/2020

Job Group Analysis

Job Group: 10 - Student and Academic Affairs and Other Education Services Occupations

| | | | Total | | | | |
|------------------|----------|--------------------------------|------------|-------------|-------------|-------------|-------------|
| EEO Cat | Job Code | Job Title | EMP | MALE | FEMALE | WHITE | MIN |
| 1A | 3070 | SSP Academic Related I 12 Mo | 6 | 1 | 5 | 1 | 5 |
| 1A | 3071 | SSP Academic Related I AY | 2 | 0 | 2 | 1 | 1 |
| 1A | 3079 | SSP I | 8 | 2 | 6 | 0 | 8 |
| 1A | 3082 | SSP II | 64 | 19 | 45 | 6 | 58 |
| 1A | 3084 | SSP III | 28 | 7 | 21 | 1 | 27 |
| 1A | 2635 | Stdnt Pers Tech,Financial Aids | 4 | 1 | 3 | 0 | 4 |
| Total (#) | | | 201 | 75 | 126 | 25 | 176 |
| Total (%) | | | | 37.3 | 62.7 | 12.4 | 87.6 |

California State University, Los Angeles

Snapshot Date: 11/01/2020

Job Group Analysis

Job Group: 11 - Production, Transportation, and Material Moving Occupations

| | | | Total | | | | |
|------------------|----------|-------------------------------|----------|--------------|------------|-------------|-------------|
| EEO Cat | Job Code | Job Title | EMP | MALE | FEMALE | WHITE | MIN |
| 1A | 6363 | Light Auto Equipment Operator | 3 | 3 | 0 | 1 | 2 |
| Total (#) | | | 3 | 3 | 0 | 1 | 2 |
| Total (%) | | | | 100.0 | 0.0 | 33.3 | 66.7 |

California State University, Los Angeles

Snapshot Date: 11/01/2020

Job Group Analysis

Job Group: 12 - Postsecondary Teachers

| | | | Total | | | | |
|---------|--------------------------------------|---------------------------|-------|------|--------|-------|-----|
| EEO Cat | Job Code | Job Title | EMP | MALE | FEMALE | WHITE | MIN |
| 1A | 8185 | Athletic Trainer II 12 Mo | 1 | 0 | 1 | 1 | 0 |
| 1A | 2376 - Athletics Department | Coach 12 Mo | 1 | 1 | 0 | 1 | 0 |
| 1A | 2384 - Athletics Department | Coaching Assistant AY | 9 | 7 | 2 | 5 | 4 |
| 1A | 2379 - Athletics Department | Coaching Specialist 12 Mo | 3 | 1 | 2 | 0 | 3 |
| 1A | 2481 - AASE | Dept Chair 12 Mo | 1 | 0 | 1 | 1 | 0 |
| 1A | 2481 - Accounting Department | Dept Chair 12 Mo | 1 | 1 | 0 | 1 | 0 |
| 1A | 2481 - Anthropology | Dept Chair 12 Mo | 1 | 0 | 1 | 1 | 0 |
| 1A | 2481 - Applied Gerontology Institute | Dept Chair 12 Mo | 1 | 0 | 1 | 0 | 1 |
| 1A | 2481 - Art | Dept Chair 12 Mo | 1 | 0 | 1 | 1 | 0 |
| 1A | 2481 - Biology and Microbiology | Dept Chair 12 Mo | 1 | 0 | 1 | 1 | 0 |
| 1A | 2481 - Chemistry & Biochemistry | Dept Chair 12 Mo | 1 | 1 | 0 | 0 | 1 |
| 1A | 2481 - Chicano Studies | Dept Chair 12 Mo | 1 | 0 | 1 | 0 | 1 |
| 1A | 2481 - Child & Family Studies | Dept Chair 12 Mo | 1 | 0 | 1 | 1 | 0 |
| 1A | 2481 - Civil Engineering | Dept Chair 12 Mo | 1 | 1 | 0 | 1 | 0 |
| 1A | 2481 - Communication Disorders | Dept Chair 12 Mo | 1 | 0 | 1 | 1 | 0 |
| 1A | 2481 - Communication Studies | Dept Chair 12 Mo | 1 | 1 | 0 | 1 | 0 |
| 1A | 2481 - Computer Science | Dept Chair 12 Mo | 1 | 0 | 1 | 0 | 1 |
| 1A | 2481 - Criminal Justice | Dept Chair 12 Mo | 1 | 0 | 1 | 1 | 0 |
| 1A | 2481 - Curriculum & Instruction | Dept Chair 12 Mo | 1 | 0 | 1 | 0 | 1 |
| 1A | 2481 - Economics & Statistics | Dept Chair 12 Mo | 1 | 1 | 0 | 0 | 1 |
| 1A | 2481 - Electrical & Computer Engr | Dept Chair 12 Mo | 1 | 1 | 0 | 0 | 1 |
| 1A | 2481 - English | Dept Chair 12 Mo | 1 | 0 | 1 | 0 | 1 |
| 1A | 2481 - Finance and Law | Dept Chair 12 Mo | 1 | 0 | 1 | 0 | 1 |
| 1A | 2481 - Geological Sciences | Dept Chair 12 Mo | 1 | 1 | 0 | 1 | 0 |
| 1A | 2481 - History | Dept Chair 12 Mo | 1 | 0 | 1 | 0 | 1 |

California State University, Los Angeles

Snapshot Date: 11/01/2020

Job Group Analysis

Job Group: 12 - Postsecondary Teachers

| | | | Total | | | | |
|---------|---------------------------------------|------------------------------|-------|------|--------|-------|-----|
| EEO Cat | Job Code | Job Title | EMP | MALE | FEMALE | WHITE | MIN |
| 1A | 2481 - Information Systems | Dept Chair 12 Mo | 1 | 1 | 0 | 1 | 0 |
| 1A | 2481 - Kinesiology & Nutritnl Science | Dept Chair 12 Mo | 1 | 1 | 0 | 0 | 1 |
| 1A | 2481 - Latin American Studies | Dept Chair 12 Mo | 1 | 0 | 1 | 1 | 0 |
| 1A | 2481 - Liberal Studies | Dept Chair 12 Mo | 1 | 1 | 0 | 1 | 0 |
| 1A | 2481 - Management | Dept Chair 12 Mo | 1 | 1 | 0 | 0 | 1 |
| 1A | 2481 - Mathematics | Dept Chair 12 Mo | 1 | 1 | 0 | 1 | 0 |
| 1A | 2481 - Mechanical Engineer | Dept Chair 12 Mo | 1 | 0 | 1 | 1 | 0 |
| 1A | 2481 - Modern Languages & Literatre | Dept Chair 12 Mo | 1 | 0 | 1 | 1 | 0 |
| 1A | 2481 - Natural & Social Sciences-Dean | Dept Chair 12 Mo | 1 | 0 | 1 | 1 | 0 |
| 1A | 2481 - Nursing | Dept Chair 12 Mo | 1 | 0 | 1 | 0 | 1 |
| 1A | 2481 - Pan African Studies | Dept Chair 12 Mo | 1 | 1 | 0 | 0 | 1 |
| 1A | 2481 - Philosophy | Dept Chair 12 Mo | 1 | 1 | 0 | 1 | 0 |
| 1A | 2481 - Physics and Astronomy | Dept Chair 12 Mo | 1 | 1 | 0 | 0 | 1 |
| 1A | 2481 - Political Science | Dept Chair 12 Mo | 1 | 1 | 0 | 1 | 0 |
| 1A | 2481 - Psychology | Dept Chair 12 Mo | 1 | 0 | 1 | 0 | 1 |
| 1A | 2481 - Public Health | Dept Chair 12 Mo | 1 | 1 | 0 | 1 | 0 |
| 1A | 2481 - Social Work | Dept Chair 12 Mo | 1 | 0 | 1 | 0 | 1 |
| 1A | 2481 - Sociology | Dept Chair 12 Mo | 1 | 0 | 1 | 1 | 0 |
| 1A | 2481 - Special Education & Counseling | Dept Chair 12 Mo | 1 | 1 | 0 | 1 | 0 |
| 1A | 2481 - Technology | Dept Chair 12 Mo | 1 | 1 | 0 | 0 | 1 |
| 1A | 2481 - Theatre Arts and Dance | Dept Chair 12 Mo | 1 | 0 | 1 | 1 | 0 |
| 1A | 2481 - TVFM | Dept Chair 12 Mo | 1 | 0 | 1 | 1 | 0 |
| 1A | 2403 - Communication Disorders | FT Faculty Unit-Addtl Emplmt | 1 | 1 | 0 | 0 | 1 |
| 1A | 2373 - Athletics Department | Head Coach 12 Mo | 7 | 6 | 1 | 4 | 3 |
| 1A | 2361 - Art | Instr Fac 12 Mo | 1 | 0 | 1 | 0 | 1 |

California State University, Los Angeles

Snapshot Date: 11/01/2020

Job Group Analysis

Job Group: 12 - Postsecondary Teachers

| | | | Total | | | | |
|------------|---------------------------------------|-----------------|-------|------|--------|-------|-----|
| EEO Cat | Job Code | Job Title | EMP | MALE | FEMALE | WHITE | MIN |
| 1A | 2361 - English | Instr Fac 12 Mo | 1 | 0 | 1 | 0 | 1 |
| 1A | 2360 - AASE | Instr Fac AY | 15 | 7 | 8 | 5 | 10 |
| 1A | 2360 - Accounting Department | Instr Fac AY | 17 | 6 | 11 | 5 | 12 |
| 1A | 2360 - Anthropology | Instr Fac AY | 10 | 3 | 7 | 5 | 5 |
| 1A | 2360 - Art | Instr Fac AY | 13 | 11 | 2 | 6 | 7 |
| 1A | 2360 - Asian American Studies | Instr Fac AY | 3 | 1 | 2 | 0 | 3 |
| 1A | 2360 - Biology and Microbiology | Instr Fac AY | 19 | 9 | 10 | 11 | 8 |
| 1A | 2360 - Chemistry & Biochemistry | Instr Fac AY | 14 | 8 | 6 | 4 | 10 |
| 1A | 2360 - Chicano Studies | Instr Fac AY | 5 | 3 | 2 | 0 | 5 |
| 1A | 2360 - Child & Family Studies | Instr Fac AY | 10 | 1 | 9 | 4 | 6 |
| 1A | 2360 - Civil Engineering | Instr Fac AY | 9 | 6 | 3 | 4 | 5 |
| 1A | 2360 - Communication Disorders | Instr Fac AY | 9 | 3 | 6 | 4 | 5 |
| 1A | 2360 - Communication Studies | Instr Fac AY | 12 | 5 | 7 | 4 | 8 |
| 1A | 2360 - Computer Science | Instr Fac AY | 13 | 10 | 3 | 5 | 8 |
| 1A | 2360 - Criminal Justice | Instr Fac AY | 14 | 5 | 9 | 7 | 7 |
| 1A | 2360 - Curriculum & Instruction | Instr Fac AY | 19 | 7 | 12 | 9 | 10 |
| 1A | 2360 - Economics & Statistics | Instr Fac AY | 9 | 5 | 4 | 1 | 8 |
| 1A | 2360 - EdD in Educational Leadership | Instr Fac AY | 2 | 0 | 2 | 0 | 2 |
| 1A | 2360 - Electrical & Computer Engr | Instr Fac AY | 7 | 4 | 3 | 5 | 2 |
| 1A | 2360 - English | Instr Fac AY | 17 | 9 | 8 | 10 | 7 |
| 1A | 2360 - Finance and Law | Instr Fac AY | 13 | 8 | 5 | 3 | 10 |
| 1A | 2360 - Geological Sciences | Instr Fac AY | 8 | 6 | 2 | 3 | 5 |
| 1A | 2360 - History | Instr Fac AY | 13 | 6 | 7 | 7 | 6 |
| 1A | 2360 - Information Systems | Instr Fac AY | 14 | 9 | 5 | 3 | 11 |
| 1A | 2360 - Kinesiology & Nutritnl Science | Instr Fac AY | 20 | 7 | 13 | 11 | 9 |

California State University, Los Angeles

Snapshot Date: 11/01/2020

Job Group Analysis

Job Group: 12 - Postsecondary Teachers

| | | | Total | | | | |
|---------|---------------------------------------|--------------|-------|------|--------|-------|-----|
| EEO Cat | Job Code | Job Title | EMP | MALE | FEMALE | WHITE | MIN |
| 1A | 2360 - Latin American Studies | Instr Fac AY | 4 | 2 | 2 | 0 | 4 |
| 1A | 2360 - Liberal Studies | Instr Fac AY | 7 | 3 | 4 | 1 | 6 |
| 1A | 2360 - Management | Instr Fac AY | 23 | 11 | 12 | 9 | 14 |
| 1A | 2360 - Marketing | Instr Fac AY | 14 | 6 | 8 | 2 | 12 |
| 1A | 2360 - Mathematics | Instr Fac AY | 14 | 9 | 5 | 7 | 7 |
| 1A | 2360 - Mechanical Engineer | Instr Fac AY | 12 | 12 | 0 | 7 | 5 |
| 1A | 2360 - Modern Languages & Literatre | Instr Fac AY | 10 | 5 | 5 | 2 | 8 |
| 1A | 2360 - Music | Instr Fac AY | 13 | 8 | 5 | 9 | 4 |
| 1A | 2360 - Nursing | Instr Fac AY | 16 | 4 | 12 | 7 | 9 |
| 1A | 2360 - Pan African Studies | Instr Fac AY | 6 | 3 | 3 | 0 | 6 |
| 1A | 2360 - Philosophy | Instr Fac AY | 7 | 6 | 1 | 2 | 5 |
| 1A | 2360 - Physics and Astronomy | Instr Fac AY | 7 | 6 | 1 | 6 | 1 |
| 1A | 2360 - Political Science | Instr Fac AY | 11 | 6 | 5 | 5 | 6 |
| 1A | 2360 - Psychology | Instr Fac AY | 17 | 9 | 8 | 9 | 8 |
| 1A | 2360 - Public Health | Instr Fac AY | 8 | 2 | 6 | 4 | 4 |
| 1A | 2360 - Social Work | Instr Fac AY | 10 | 2 | 8 | 1 | 9 |
| 1A | 2360 - Sociology | Instr Fac AY | 15 | 7 | 8 | 6 | 9 |
| 1A | 2360 - Special Education & Counseling | Instr Fac AY | 23 | 4 | 19 | 13 | 10 |
| 1A | 2360 - Technology | Instr Fac AY | 10 | 6 | 4 | 3 | 7 |
| 1A | 2360 - Theatre Arts and Dance | Instr Fac AY | 8 | 5 | 3 | 5 | 3 |
| 1A | 2360 - TVFM | Instr Fac AY | 12 | 5 | 7 | 6 | 6 |
| 1A | 2358 - AASE | Lecturer AY | 28 | 14 | 14 | 4 | 24 |
| 1A | 2358 - Accounting Department | Lecturer AY | 10 | 8 | 2 | 7 | 3 |
| 1A | 2358 - Anthropology | Lecturer AY | 9 | 2 | 7 | 6 | 3 |
| 1A | 2358 - Art | Lecturer AY | 40 | 20 | 20 | 26 | 14 |

California State University, Los Angeles

Snapshot Date: 11/01/2020

Job Group Analysis

Job Group: 12 - Postsecondary Teachers

| | | | Total | | | | |
|---------|--------------------------------------|-------------|-------|------|--------|-------|-----|
| EEO Cat | Job Code | Job Title | EMP | MALE | FEMALE | WHITE | MIN |
| 1A | 2358 - Arts & Letters--Dean | Lecturer AY | 2 | 1 | 1 | 1 | 1 |
| 1A | 2358 - Asian American Studies | Lecturer AY | 1 | 1 | 0 | 0 | 1 |
| 1A | 2358 - Audiology Doctorate Program | Lecturer AY | 3 | 0 | 3 | 3 | 0 |
| 1A | 2358 - Biology and Microbiology | Lecturer AY | 23 | 12 | 11 | 8 | 15 |
| 1A | 2358 - Business and Economics--Dean | Lecturer AY | 6 | 2 | 4 | 1 | 5 |
| 1A | 2358 - Charter College of Ed - Dean | Lecturer AY | 1 | 0 | 1 | 1 | 0 |
| 1A | 2358 - Chemistry & Biochemistry | Lecturer AY | 27 | 17 | 10 | 11 | 16 |
| 1A | 2358 - Chicano Studies | Lecturer AY | 19 | 9 | 10 | 1 | 18 |
| 1A | 2358 - Child & Family Studies | Lecturer AY | 44 | 7 | 37 | 12 | 32 |
| 1A | 2358 - Civil Engineering | Lecturer AY | 16 | 15 | 1 | 4 | 12 |
| 1A | 2358 - Communication Disorders | Lecturer AY | 21 | 6 | 15 | 12 | 9 |
| 1A | 2358 - Communication Studies | Lecturer AY | 21 | 9 | 12 | 9 | 12 |
| 1A | 2358 - Computer Science | Lecturer AY | 11 | 9 | 2 | 6 | 5 |
| 1A | 2358 - Criminal Justice | Lecturer AY | 21 | 13 | 8 | 11 | 10 |
| 1A | 2358 - Curriculum & Instruction | Lecturer AY | 34 | 10 | 24 | 15 | 19 |
| 1A | 2358 - Economics & Statistics | Lecturer AY | 10 | 7 | 3 | 6 | 4 |
| 1A | 2358 - ECST Student Services | Lecturer AY | 2 | 1 | 1 | 2 | 0 |
| 1A | 2358 - EdD in Educational Leadership | Lecturer AY | 4 | 1 | 3 | 0 | 4 |
| 1A | 2358 - Electrical & Computer Engr | Lecturer AY | 11 | 10 | 1 | 5 | 6 |
| 1A | 2358 - English | Lecturer AY | 40 | 16 | 24 | 19 | 21 |
| 1A | 2358 - Engr Comp Sci & Tech--Dean | Lecturer AY | 4 | 3 | 1 | 3 | 1 |
| 1A | 2358 - Finance and Law | Lecturer AY | 9 | 7 | 2 | 3 | 6 |
| 1A | 2358 - Geological Sciences | Lecturer AY | 15 | 9 | 6 | 7 | 8 |
| 1A | 2358 - HHS Advisement & Outreach Ctr | Lecturer AY | 6 | 4 | 2 | 2 | 4 |
| 1A | 2358 - History | Lecturer AY | 11 | 7 | 4 | 8 | 3 |

California State University, Los Angeles

Snapshot Date: 11/01/2020

Job Group Analysis

Job Group: 12 - Postsecondary Teachers

| | | | Total | | | | |
|---------|---------------------------------------|-------------|-------|------|--------|-------|-----|
| EEO Cat | Job Code | Job Title | EMP | MALE | FEMALE | WHITE | MIN |
| 1A | 2358 - Honors College | Lecturer AY | 1 | 0 | 1 | 0 | 1 |
| 1A | 2358 - Information Systems | Lecturer AY | 8 | 5 | 3 | 5 | 3 |
| 1A | 2358 - Kinesiology & Nutritnl Science | Lecturer AY | 57 | 20 | 37 | 24 | 33 |
| 1A | 2358 - Latin American Studies | Lecturer AY | 4 | 1 | 3 | 0 | 4 |
| 1A | 2358 - Liberal Studies | Lecturer AY | 13 | 4 | 9 | 7 | 6 |
| 1A | 2358 - Management | Lecturer AY | 39 | 24 | 15 | 15 | 24 |
| 1A | 2358 - Marketing | Lecturer AY | 11 | 7 | 4 | 2 | 9 |
| 1A | 2358 - Mathematics | Lecturer AY | 49 | 26 | 23 | 16 | 33 |
| 1A | 2358 - Mechanical Engineer | Lecturer AY | 16 | 15 | 1 | 9 | 7 |
| 1A | 2358 - Modern Languages & Literatre | Lecturer AY | 7 | 1 | 6 | 2 | 5 |
| 1A | 2358 - Music | Lecturer AY | 25 | 12 | 13 | 16 | 9 |
| 1A | 2358 - Natural & Social Sciences-Dean | Lecturer AY | 10 | 0 | 10 | 2 | 8 |
| 1A | 2358 - Nursing | Lecturer AY | 35 | 6 | 29 | 17 | 18 |
| 1A | 2358 - Pan African Studies | Lecturer AY | 7 | 3 | 4 | 0 | 7 |
| 1A | 2358 - Philosophy | Lecturer AY | 6 | 5 | 1 | 6 | 0 |
| 1A | 2358 - Physics and Astronomy | Lecturer AY | 19 | 15 | 4 | 10 | 9 |
| 1A | 2358 - Political Science | Lecturer AY | 14 | 8 | 6 | 6 | 8 |
| 1A | 2358 - Psychology | Lecturer AY | 23 | 8 | 15 | 7 | 16 |
| 1A | 2358 - Public Health | Lecturer AY | 15 | 4 | 11 | 4 | 11 |
| 1A | 2358 - Social Work | Lecturer AY | 50 | 17 | 33 | 11 | 39 |
| 1A | 2358 - Sociology | Lecturer AY | 21 | 13 | 8 | 10 | 11 |
| 1A | 2358 - Special Education & Counseling | Lecturer AY | 63 | 18 | 45 | 28 | 35 |
| 1A | 2358 - Technology | Lecturer AY | 12 | 10 | 2 | 3 | 9 |
| 1A | 2358 - Theatre Arts and Dance | Lecturer AY | 5 | 0 | 5 | 3 | 2 |
| 1A | 2358 - TVFM | Lecturer AY | 13 | 8 | 5 | 6 | 7 |

California State University, Los Angeles

Snapshot Date: 11/01/2020

Job Group Analysis

Job Group: 12 - Postsecondary Teachers

| | | | Total | | | | |
|------------------|---------------------------------------|--------------------------------|--------------|-------------|-------------|-------------|-------------|
| EEO Cat | Job Code | Job Title | EMP | MALE | FEMALE | WHITE | MIN |
| 1A | 2354 - Anthropology | Teaching Associate AY | 7 | 1 | 6 | 1 | 6 |
| 1A | 2354 - Art | Teaching Associate AY | 2 | 1 | 1 | 0 | 2 |
| 1A | 2354 - Civil Engineering | Teaching Associate AY | 1 | 1 | 0 | 0 | 1 |
| 1A | 2354 - Communication Studies | Teaching Associate AY | 15 | 4 | 11 | 4 | 11 |
| 1A | 2354 - Computer Science | Teaching Associate AY | 2 | 2 | 0 | 0 | 2 |
| 1A | 2354 - Criminal Justice | Teaching Associate AY | 1 | 1 | 0 | 0 | 1 |
| 1A | 2354 - Electrical & Computer Engr | Teaching Associate AY | 1 | 1 | 0 | 0 | 1 |
| 1A | 2354 - English | Teaching Associate AY | 7 | 3 | 4 | 2 | 5 |
| 1A | 2354 - Kinesiology & Nutritnl Science | Teaching Associate AY | 4 | 3 | 1 | 0 | 4 |
| 1A | 2354 - Mathematics | Teaching Associate AY | 11 | 7 | 4 | 0 | 11 |
| 1A | 2354 - Modern Languages & Literatre | Teaching Associate AY | 1 | 0 | 1 | 0 | 1 |
| 1A | 2354 - Music | Teaching Associate AY | 2 | 0 | 2 | 0 | 2 |
| 1A | 2354 - Natural & Social Sciences-Dean | Teaching Associate AY | 5 | 5 | 0 | 1 | 4 |
| 1A | 2354 - Philosophy | Teaching Associate AY | 2 | 2 | 0 | 1 | 1 |
| 1A | 2354 - Physics and Astronomy | Teaching Associate AY | 2 | 2 | 0 | 1 | 1 |
| 1A | 2354 - Theatre Arts and Dance | Teaching Associate AY | 1 | 1 | 0 | 1 | 0 |
| 1A | 2354 - TVFM | Teaching Associate AY | 1 | 1 | 0 | 1 | 0 |
| 1A | 2393 - Engr Comp Sci & Tech--Dean | Visiting Faculty-Academic Year | 1 | 0 | 1 | 1 | 0 |
| Total (#) | | | 1,637 | 780 | 857 | 671 | 966 |
| Total (%) | | | | 47.6 | 52.4 | 41.0 | 59.0 |

California State University, Los Angeles

Snapshot Date: 11/01/2020

Job Group Analysis

Job Group: 14 - Service Occupations

| | | | Total | | | | |
|------------------|----------|------------------------------|------------|-------------|-------------|------------|-------------|
| EEO Cat | Job Code | Job Title | EMP | MALE | FEMALE | WHITE | MIN |
| 1A | 8365 | Corporal | 4 | 4 | 0 | 0 | 4 |
| 1A | 2010 | Custodian | 52 | 24 | 28 | 0 | 52 |
| 1A | 6223 | Laborer | 3 | 3 | 0 | 0 | 3 |
| 1A | 2015 | Lead Custodian | 9 | 4 | 5 | 0 | 9 |
| 1A | 6643 | Lead Locksmith | 1 | 1 | 0 | 1 | 0 |
| 1A | 6642 | Locksmith | 1 | 1 | 0 | 1 | 0 |
| 1A | 8810 | Parking Officer 12 Mo | 7 | 4 | 3 | 0 | 7 |
| 1A | 8800 | Police Dispatcher 12 Mo | 4 | 2 | 2 | 0 | 4 |
| 1A | 8350 | Police Officer | 5 | 4 | 1 | 0 | 5 |
| 1A | 1481 | Reprographics Specialist II | 3 | 3 | 0 | 1 | 2 |
| 1A | 1482 | Reprographics Specialist III | 1 | 1 | 0 | 0 | 1 |
| 1A | 1483 | Reprographics Specialist IV | 1 | 1 | 0 | 0 | 1 |
| 1A | 8354 | Sergeant | 6 | 5 | 1 | 1 | 5 |
| 1A | 1508 | Warehouse Worker | 5 | 5 | 0 | 0 | 5 |
| Total (#) | | | 102 | 62 | 40 | 4 | 98 |
| Total (%) | | | | 60.8 | 39.2 | 3.9 | 96.1 |

California State University, Los Angeles

Snapshot Date: 11/01/2020

Job Group Analysis Summary

| Job Group | Total | | | | | | | | | | |
|---|--------------|--------------|--------------|--------------|-------------|------------|-------------|-------------|------------|------------|------------|
| | EMP | M | F | MIN | W | AA | H | A | NA | PI | 2+ |
| 01 - Business and Financial Operations Occupations | 45 | 8 | 37 | 41 | 4 | 3 | 20 | 17 | 0 | 0 | 1 |
| 02 - Community Service, Legal, Arts, and Media Occupations | 27 | 12 | 15 | 22 | 5 | 4 | 11 | 6 | 1 | 0 | 0 |
| 03 - Computer, Engineering, and Science Occupations | 97 | 74 | 23 | 84 | 13 | 4 | 23 | 56 | 0 | 0 | 1 |
| 04 - Graduate Assistants | 102 | 34 | 68 | 81 | 21 | 4 | 53 | 18 | 0 | 0 | 6 |
| 05 - Healthcare Practitioners and Technical Occupations | 24 | 7 | 17 | 20 | 4 | 1 | 6 | 11 | 0 | 0 | 2 |
| 06 - Librarians, Curators, and Archivists | 17 | 3 | 14 | 11 | 6 | 1 | 5 | 5 | 0 | 0 | 0 |
| 07 - Management Occupations | 205 | 94 | 111 | 138 | 67 | 27 | 61 | 41 | 1 | 0 | 8 |
| 08 - Natural Resources, Construction, and Maintenance Occupations | 58 | 58 | 0 | 51 | 7 | 3 | 43 | 4 | 0 | 0 | 1 |
| 09 - Office and Administrative Support Occupations | 293 | 48 | 245 | 262 | 31 | 21 | 173 | 54 | 0 | 0 | 14 |
| 10 - Student and Academic Affairs and Other Education Services | 201 | 75 | 126 | 176 | 25 | 18 | 106 | 38 | 1 | 1 | 12 |
| 11 - Production, Transportation, and Material Moving Occupations | 3 | 3 | 0 | 2 | 1 | 0 | 2 | 0 | 0 | 0 | 0 |
| 12 - Postsecondary Teachers | 1,637 | 780 | 857 | 966 | 671 | 106 | 376 | 365 | 12 | 1 | 106 |
| 14 - Service Occupations | 102 | 62 | 40 | 98 | 4 | 18 | 73 | 5 | 1 | 0 | 1 |
| Total (#) | 2,811 | 1,258 | 1,553 | 1,952 | 859 | 210 | 952 | 620 | 16 | 2 | 152 |
| Total (%) | | 44.8 | 55.2 | 69.4 | 30.6 | 7.5 | 33.9 | 22.1 | 0.6 | 0.1 | 5.4 |

California State University, Los Angeles

Snapshot Date: 11/01/2020

ZIP Code Analysis

Data Used: Employee

Included Areas:

| County/County Set | Count | Weight | Cut-Off Weight |
|-------------------------|-------|--------------|----------------|
| Los Angeles, California | 2,397 | 85.42 | 100.00 |
| Total: | | 2,397 | 85.42 |

Excluded Areas:

| County/County Set | Count | Weight | Cut-Off Weight |
|--|-------|--------|----------------|
| Orange, California | 140 | 4.99 | 0.00 |
| San Bernardino, California | 135 | 4.81 | 0.00 |
| Riverside, California | 39 | 1.39 | 0.00 |
| Ventura, California | 36 | 1.28 | 0.00 |
| San Diego, California | 14 | 0.50 | 0.00 |
| Kern, California | 6 | 0.21 | 0.00 |
| Mohave, Arizona | 2 | 0.07 | 0.00 |
| Sacramento, California | 2 | 0.07 | 0.00 |
| Santa Barbara, California | 2 | 0.07 | 0.00 |
| Santa Cruz, California | 2 | 0.07 | 0.00 |
| Pima+Santa Cruz, Arizona | 1 | 0.04 | 0.00 |
| Alameda, California | 1 | 0.04 | 0.00 |
| Alpine and Nearby Counties, California | 1 | 0.04 | 0.00 |
| Butte, California | 1 | 0.04 | 0.00 |
| Contra Costa, California | 1 | 0.04 | 0.00 |
| El Dorado, California | 1 | 0.04 | 0.00 |
| San Mateo, California | 1 | 0.04 | 0.00 |
| Santa Clara, California | 1 | 0.04 | 0.00 |
| Yolo, California | 1 | 0.04 | 0.00 |
| La Plata+Montezuma, Colorado | 1 | 0.04 | 0.00 |

California State University, Los Angeles

Snapshot Date: 11/01/2020

ZIP Code Analysis

Data Used: Employee

Excluded Areas:

| County/County Set | Count | Weight | Cut-Off Weight |
|-------------------------------------|--------------|---------------|----------------|
| Broward, Florida | 1 | 0.04 | 0.00 |
| Champaign, Illinois | 1 | 0.04 | 0.00 |
| Cook, Illinois | 1 | 0.04 | 0.00 |
| Lake, Illinois | 1 | 0.04 | 0.00 |
| Dallas, Iowa | 1 | 0.04 | 0.00 |
| Berkshire, Massachusetts | 1 | 0.04 | 0.00 |
| Coos+Grafton, New Hampshire | 1 | 0.04 | 0.00 |
| Nassau, New York | 1 | 0.04 | 0.00 |
| Summit, Ohio | 1 | 0.04 | 0.00 |
| Trumbull, Ohio | 1 | 0.04 | 0.00 |
| Oklahoma (county), Oklahoma | 1 | 0.04 | 0.00 |
| Jackson, Oregon | 1 | 0.04 | 0.00 |
| Lane, Oregon | 1 | 0.04 | 0.00 |
| Linn, Oregon | 1 | 0.04 | 0.00 |
| Allegheny, Pennsylvania | 1 | 0.04 | 0.00 |
| Chester, Pennsylvania | 1 | 0.04 | 0.00 |
| Philadelphia, Pennsylvania | 1 | 0.04 | 0.00 |
| Collin, Texas | 1 | 0.04 | 0.00 |
| Rockwall, Texas | 1 | 0.04 | 0.00 |
| Snohomish, Washington | 1 | 0.04 | 0.00 |
| Door+Kewaunee+Manitowoc, Wisconsin | 1 | 0.04 | 0.00 |
| Total: | 409 | 14.58 | 0.00 |
| Included and Excluded Total: | 2,806 | 100.00 | 100.00 |

California State University, Los Angeles

Snapshot Date: 11/01/2020

Availability Analysis

Job Group: 01 - Business and Financial Operations Occupations

| FACTOR | Raw (%) | | FACTOR WEIGHT | Weighted (%) | | SOURCE |
|--------------------------------|---------|----------|------------------|--------------|-------------|---|
| | FEMALE | MINORITY | | FEMALE | MINORITY | |
| <u>External Factors</u> | | | | | | |
| Local | 73.5 | 60.5 | 70.00 | 51.4 | 42.3 | Los Angeles, CA 89.71 %; Orange, CA 5.24 %; San Bernardino, CA 5.05 % |
| Reasonable | 77.6 | 26.5 | 10.00 | 7.8 | 2.6 | National |
| <u>Internal Factors</u> | | | | | | |
| Feeders | 83.6 | 89.4 | 20.00 | 16.7 | 17.9 | Feeders |
| Final Availability (%) | | | 100.00 | 75.9 | 62.9 | |

California State University, Los Angeles

Snapshot Date: 11/01/2020

Availability Analysis

Job Group: 02 - Community Service, Legal, Arts, and Media Occupations

| FACTOR | Raw (%) | | FACTOR WEIGHT | Weighted (%) | | SOURCE |
|-------------------------------|---------|----------|---------------|--------------|-------------|---|
| | FEMALE | MINORITY | | FEMALE | MINORITY | |
| External Factors | | | | | | |
| Local | 54.7 | 43.4 | 75.00 | 41.0 | 32.6 | Los Angeles, CA 89.71 %; Orange, CA 5.24 %; San Bernardino, CA 5.05 % |
| Reasonable | 57.8 | 25.9 | 25.00 | 14.5 | 6.5 | National |
| Final Availability (%) | | | 100.00 | 55.5 | 39.0 | |

California State University, Los Angeles

Snapshot Date: 11/01/2020

Availability Analysis

Job Group: 03 - Computer, Engineering, and Science Occupations

| FACTOR | Raw (%) | | FACTOR WEIGHT | Weighted (%) | | SOURCE |
|--------------------------------|---------|----------|---------------|--------------|-------------|---|
| | FEMALE | MINORITY | | FEMALE | MINORITY | |
| <u>External Factors</u> | | | | | | |
| Local | 24.7 | 60.1 | 60.00 | 14.8 | 36.1 | Los Angeles, CA 89.71 %; Orange, CA 5.24 %; San Bernardino, CA 5.05 % |
| Reasonable | 27.4 | 30.2 | 20.00 | 5.5 | 6.0 | National |
| <u>Internal Factors</u> | | | | | | |
| Feeders | 52.2 | 91.1 | 20.00 | 10.4 | 18.2 | Feeders |
| Final Availability (%) | | | 100.00 | 30.7 | 60.3 | |

California State University, Los Angeles

Snapshot Date: 11/01/2020

Availability Analysis

Job Group: 04 - Graduate Assistants

| | | | |
|----------------|--|---------------------|--|
| Raw (%) | | Weighted (%) | |
|----------------|--|---------------------|--|

| FACTOR | FEMALE | MINORITY | FACTOR WEIGHT | FEMALE | MINORITY | SOURCE |
|-------------------------------|---------------|-----------------|----------------------|---------------|-----------------|---|
| <u>External Factors</u> | | | | | | |
| Local | 72.3 | 55.3 | 100.00 | 72.3 | 55.3 | Los Angeles, CA 89.71 %; Orange, CA 5.24 %; San Bernardino, CA 5.05 % |
| Final Availability (%) | | | 100.00 | 72.3 | 55.3 | |

California State University, Los Angeles

Snapshot Date: 11/01/2020

Availability Analysis

Job Group: 05 - Healthcare Practitioners and Technical Occupations

| FACTOR | Raw (%) | | FACTOR WEIGHT | Weighted (%) | | SOURCE |
|-------------------------------|---------|----------|---------------|--------------|-------------|---|
| | FEMALE | MINORITY | | FEMALE | MINORITY | |
| External Factors | | | | | | |
| Local | 71.2 | 69.9 | 70.00 | 49.9 | 49.0 | Los Angeles, CA 89.71 %; Orange, CA 5.24 %; San Bernardino, CA 5.05 % |
| Reasonable | 74.5 | 33.4 | 30.00 | 22.3 | 10.0 | National |
| Final Availability (%) | | | 100.00 | 72.2 | 59.0 | |

California State University, Los Angeles

Snapshot Date: 11/01/2020

Availability Analysis

Job Group: 06 - Librarians, Curators, and Archivists

| FACTOR | Raw (%) | | FACTOR WEIGHT | Weighted (%) | | SOURCE |
|-------------------------------|---------|----------|---------------|--------------|-------------|---|
| | FEMALE | MINORITY | | FEMALE | MINORITY | |
| External Factors | | | | | | |
| Local | 79.2 | 38.8 | 80.00 | 63.3 | 31.0 | Los Angeles, CA 89.71 %; Orange, CA 5.24 %; San Bernardino, CA 5.05 % |
| Reasonable | 83.6 | 15.7 | 20.00 | 16.7 | 3.1 | National |
| Final Availability (%) | | | 100.00 | 80.0 | 34.2 | |

California State University, Los Angeles

Snapshot Date: 11/01/2020

Availability Analysis

Job Group: 07 - Management Occupations

| FACTOR | Raw (%) | | FACTOR WEIGHT | Weighted (%) | | SOURCE |
|--------------------------------|---------|----------|------------------|--------------|-------------|---|
| | FEMALE | MINORITY | | FEMALE | MINORITY | |
| <u>External Factors</u> | | | | | | |
| Local | 66.8 | 46.5 | 30.00 | 20.1 | 14.0 | Los Angeles, CA 89.71 %; Orange, CA 5.24 %; San Bernardino, CA 5.05 % |
| Reasonable | 63.6 | 25.0 | 50.00 | 31.8 | 12.5 | National |
| <u>Internal Factors</u> | | | | | | |
| Feeders | 61.4 | 64.2 | 20.00 | 12.3 | 12.8 | Feeders |
| Final Availability (%) | | | 100.00 | 64.1 | 39.3 | |

California State University, Los Angeles

Snapshot Date: 11/01/2020

Availability Analysis

Job Group: 08 - Natural Resources, Construction, and Maintenance Occupations

| | | | |
|----------------|--|---------------------|--|
| Raw (%) | | Weighted (%) | |
|----------------|--|---------------------|--|

| FACTOR | FEMALE | MINORITY | FACTOR WEIGHT | FEMALE | MINORITY | SOURCE |
|--------------------------------|---------------|-----------------|----------------------|---------------|-----------------|---|
| <u>External Factors</u> | | | | | | |
| Local | 4.1 | 80.6 | 85.00 | 3.5 | 68.5 | Los Angeles, CA 89.71 %; Orange, CA 5.24 %; San Bernardino, CA 5.05 % |
| Reasonable | 4.1 | 35.1 | 15.00 | 0.6 | 5.3 | National |
| Final Availability (%) | | | 100.00 | 4.1 | 73.8 | |

California State University, Los Angeles

Snapshot Date: 11/01/2020

Availability Analysis

Job Group: 09 - Office and Administrative Support Occupations

| FACTOR | Raw (%) | | FACTOR WEIGHT | Weighted (%) | | SOURCE |
|--------------------------------|---------|----------|------------------|--------------|-------------|---|
| | FEMALE | MINORITY | | FEMALE | MINORITY | |
| <u>External Factors</u> | | | | | | |
| Local | 83.8 | 61.3 | 70.00 | 58.7 | 42.9 | Los Angeles, CA 89.71 %; Orange, CA 5.24 %; San Bernardino, CA 5.05 % |
| Reasonable | 88.4 | 26.5 | 30.00 | 26.5 | 8.0 | National |
| Final Availability (%) | | | 100.00 | 85.2 | 50.9 | |

California State University, Los Angeles

Snapshot Date: 11/01/2020

Availability Analysis

Job Group: 10 - Student and Academic Affairs and Other Education Services Occupations

| FACTOR | Raw (%) | | FACTOR WEIGHT | Weighted (%) | | SOURCE |
|--------------------------------|---------|----------|------------------|--------------|-------------|---|
| | FEMALE | MINORITY | | FEMALE | MINORITY | |
| <u>External Factors</u> | | | | | | |
| Local | 57.1 | 59.8 | 50.00 | 28.6 | 29.9 | Los Angeles, CA 89.71 %; Orange, CA 5.24 %; San Bernardino, CA 5.05 % |
| Reasonable | 58.2 | 29.4 | 20.00 | 11.6 | 5.9 | National |
| <u>Internal Factors</u> | | | | | | |
| Feeders | 72.5 | 91.1 | 30.00 | 21.8 | 27.3 | Feeders |
| Final Availability (%) | | | 100.00 | 62.0 | 63.1 | |

California State University, Los Angeles

Snapshot Date: 11/01/2020

Availability Analysis

Job Group: 11 - Production, Transportation, and Material Moving Occupations

| FACTOR | Raw (%) | | FACTOR WEIGHT | Weighted (%) | | SOURCE |
|--------------------------------|---------|----------|------------------|--------------|-------------|---|
| | FEMALE | MINORITY | | FEMALE | MINORITY | |
| <u>External Factors</u> | | | | | | |
| Local | 10.4 | 82.7 | 70.00 | 7.3 | 57.9 | Los Angeles, CA 89.71 %; Orange, CA 5.24 %; San Bernardino, CA 5.05 % |
| Reasonable | 11.9 | 31.0 | 10.00 | 1.2 | 3.1 | National |
| <u>Internal Factors</u> | | | | | | |
| Feeders | 0.0 | 66.7 | 20.00 | 0.0 | 13.3 | Feeders |
| Final Availability (%) | | | 100.00 | 8.5 | 74.3 | |

California State University, Los Angeles

Snapshot Date: 11/01/2020

Availability Analysis

Job Group: 12 - Postsecondary Teachers

| | | | |
|----------------|--|---------------------|--|
| Raw (%) | | Weighted (%) | |
|----------------|--|---------------------|--|

| FACTOR | FEMALE | MINORITY | FACTOR WEIGHT | FEMALE | MINORITY | SOURCE |
|-------------------------|-------------------------------|-----------------|----------------------|---------------|-----------------|-------------------------------|
| <u>External Factors</u> | | | | | | |
| NORC Data | 52.3 | 24.0 | 100.00 | 52.3 | 24.0 | All Fields of Study - 100.00% |
| | Final Availability (%) | | 100.00 | 52.3 | 24.0 | |

California State University, Los Angeles

Snapshot Date: 11/01/2020

Availability Analysis

Job Group: 14 - Service Occupations

| FACTOR | Raw (%) | | FACTOR WEIGHT | Weighted (%) | | SOURCE |
|--------------------------------|---------|----------|---------------|--------------|-------------|---|
| | FEMALE | MINORITY | | FEMALE | MINORITY | |
| <u>External Factors</u> | | | | | | |
| Local | 28.9 | 81.2 | 70.00 | 20.2 | 56.8 | Los Angeles, CA 89.71 %; Orange, CA 5.24 %; San Bernardino, CA 5.05 % |
| Reasonable | 29.8 | 45.4 | 10.00 | 3.0 | 4.5 | National |
| <u>Internal Factors</u> | | | | | | |
| Feeders | 35.3 | 95.3 | 20.00 | 7.1 | 19.1 | Feeders |
| Final Availability (%) | | | 100.00 | 30.3 | 80.4 | |

California State University, Los Angeles

Snapshot Date: 11/01/2020

Internal Availability

AAP: California State University, Los Angeles

Job Group: 01 - Business and Financial Operations Occupations

| Plan | Feeder | Wght (%) | Raw (%) | | | | | | | | | | Weighted (%) | | | | | | | | | |
|-----------------------------|---------------------------|---------------|---------|------|------|-----|------|------|-----|-----|-----|-------------|--------------|-------------|------------|-------------|-------------|------------|------------|------------|--|--|
| | | | F | MIN | W | AA | H | A | NA | PI | 2+ | F | MIN | W | AA | H | A | NA | PI | 2+ | | |
| California State University | 09 - Office and Administr | 100.00 | 83.6 | 89.4 | 10.6 | 7.2 | 59.0 | 18.4 | 0.0 | 0.0 | 4.8 | 83.6 | 89.4 | 10.6 | 7.2 | 59.0 | 18.4 | 0.0 | 0.0 | 4.8 | | |
| Total: | | 100.00 | | | | | | | | | | 83.6 | 89.4 | 10.6 | 7.2 | 59.0 | 18.4 | 0.0 | 0.0 | 4.8 | | |

California State University, Los Angeles

Snapshot Date: 11/01/2020

Internal Availability

AAP: California State University, Los Angeles

Job Group: 03 - Computer, Engineering, and Science Occupations

| Plan | Feeder | Wght (%) | Raw (%) | | | | | | | | | | Weighted (%) | | | | | | | | | |
|-----------------------------|--------------------------|---------------|---------|-------|------|------|------|------|-----|-----|-----|-------------|--------------|------------|------------|-------------|-------------|------------|------------|------------|--|--|
| | | | F | MIN | W | AA | H | A | NA | PI | 2+ | F | MIN | W | AA | H | A | NA | PI | 2+ | | |
| California State University | 1035 - Admin Support Co | 25.00 | 85.0 | 89.4 | 10.6 | 8.0 | 60.2 | 16.8 | 0.0 | 0.0 | 4.4 | 21.2 | 22.3 | 2.7 | 2.0 | 15.0 | 4.2 | 0.0 | 0.0 | 1.1 | | |
| California State University | 1038 - Admin Analyst/Spc | 25.00 | 84.4 | 86.5 | 13.5 | 6.3 | 54.2 | 20.8 | 0.0 | 0.0 | 5.2 | 21.1 | 21.6 | 3.4 | 1.6 | 13.5 | 5.2 | 0.0 | 0.0 | 1.3 | | |
| California State University | 420 - Info Tech Consulta | 25.00 | 22.6 | 88.7 | 11.3 | 3.8 | 32.1 | 50.9 | 0.0 | 0.0 | 1.9 | 5.7 | 22.2 | 2.8 | 0.9 | 8.0 | 12.7 | 0.0 | 0.0 | 0.5 | | |
| California State University | 440 - Equip Systems Spe | 25.00 | 16.7 | 100.0 | 0.0 | 16.7 | 50.0 | 33.3 | 0.0 | 0.0 | 0.0 | 4.2 | 25.0 | 0.0 | 4.2 | 12.5 | 8.3 | 0.0 | 0.0 | 0.0 | | |
| Total: | | 100.00 | | | | | | | | | | 52.2 | 91.1 | 8.9 | 8.7 | 49.1 | 30.5 | 0.0 | 0.0 | 2.9 | | |

California State University, Los Angeles

Snapshot Date: 11/01/2020

Internal Availability

AAP: California State University, Los Angeles

Job Group: 07 - Management Occupations

| Plan | Feeder | Wght (%) | Raw (%) | | | | | | | | | | Weighted (%) | | | | | | | | | |
|-----------------------------|----------------------------|----------|---------|-------|-------|------|-------|-------|-----|-----|-------|-----|--------------|-----|-----|-----|-----|-----|-----|-----|--|--|
| | | | F | MIN | W | AA | H | A | NA | PI | 2+ | F | MIN | W | AA | H | A | NA | PI | 2+ | | |
| California State University | 01 - Business and Finan | 11.00 | 82.2 | 91.1 | 8.9 | 6.7 | 44.4 | 37.8 | 0.0 | 0.0 | 2.2 | 9.0 | 10.0 | 1.0 | 0.7 | 4.9 | 4.2 | 0.0 | 0.0 | 0.2 | | |
| California State University | 06 - Librarians, Curators | 11.00 | 82.4 | 64.7 | 35.3 | 5.9 | 29.4 | 29.4 | 0.0 | 0.0 | 0.0 | 9.1 | 7.1 | 3.9 | 0.6 | 3.2 | 3.2 | 0.0 | 0.0 | 0.0 | | |
| California State University | 07 - Management Occup | 11.00 | 54.1 | 67.3 | 32.7 | 13.2 | 29.8 | 20.0 | 0.5 | 0.0 | 3.9 | 6.0 | 7.4 | 3.6 | 1.4 | 3.3 | 2.2 | 0.1 | 0.0 | 0.4 | | |
| California State University | 09 - Office and Administr | 11.00 | 83.6 | 89.4 | 10.6 | 7.2 | 59.0 | 18.4 | 0.0 | 0.0 | 4.8 | 9.2 | 9.8 | 1.2 | 0.8 | 6.5 | 2.0 | 0.0 | 0.0 | 0.5 | | |
| California State University | 2481 - AASE - Dept Chai | 1.00 | 100.0 | 0.0 | 100.0 | 0.0 | 0.0 | 0.0 | 0.0 | 0.0 | 0.0 | 1.0 | 0.0 | 1.0 | 0.0 | 0.0 | 0.0 | 0.0 | 0.0 | 0.0 | | |
| California State University | 2481 - Accounting Depar | 1.00 | 0.0 | 0.0 | 100.0 | 0.0 | 0.0 | 0.0 | 0.0 | 0.0 | 0.0 | 0.0 | 0.0 | 1.0 | 0.0 | 0.0 | 0.0 | 0.0 | 0.0 | 0.0 | | |
| California State University | 2481 - Anthropology - De | 1.00 | 100.0 | 0.0 | 100.0 | 0.0 | 0.0 | 0.0 | 0.0 | 0.0 | 0.0 | 1.0 | 0.0 | 1.0 | 0.0 | 0.0 | 0.0 | 0.0 | 0.0 | 0.0 | | |
| California State University | 2481 - Applied Gerontolo | 1.00 | 100.0 | 100.0 | 0.0 | 0.0 | 100.0 | 0.0 | 0.0 | 0.0 | 0.0 | 1.0 | 1.0 | 0.0 | 0.0 | 1.0 | 0.0 | 0.0 | 0.0 | 0.0 | | |
| California State University | 2481 - Art - Dept Chair 12 | 1.00 | 100.0 | 0.0 | 100.0 | 0.0 | 0.0 | 0.0 | 0.0 | 0.0 | 0.0 | 1.0 | 0.0 | 1.0 | 0.0 | 0.0 | 0.0 | 0.0 | 0.0 | 0.0 | | |
| California State University | 2481 - Biology and Micro | 1.00 | 100.0 | 0.0 | 100.0 | 0.0 | 0.0 | 0.0 | 0.0 | 0.0 | 0.0 | 1.0 | 0.0 | 1.0 | 0.0 | 0.0 | 0.0 | 0.0 | 0.0 | 0.0 | | |
| California State University | 2481 - Chemistry & Bioch | 1.00 | 0.0 | 100.0 | 0.0 | 0.0 | 0.0 | 0.0 | 0.0 | 0.0 | 100.0 | 0.0 | 1.0 | 0.0 | 0.0 | 0.0 | 0.0 | 0.0 | 0.0 | 1.0 | | |
| California State University | 2481 - Chicano Studies - | 1.00 | 100.0 | 100.0 | 0.0 | 0.0 | 100.0 | 0.0 | 0.0 | 0.0 | 0.0 | 1.0 | 1.0 | 0.0 | 0.0 | 1.0 | 0.0 | 0.0 | 0.0 | 0.0 | | |
| California State University | 2481 - Child & Family Stu | 1.00 | 100.0 | 0.0 | 100.0 | 0.0 | 0.0 | 0.0 | 0.0 | 0.0 | 0.0 | 1.0 | 0.0 | 1.0 | 0.0 | 0.0 | 0.0 | 0.0 | 0.0 | 0.0 | | |
| California State University | 2481 - Civil Engineering | 1.00 | 0.0 | 0.0 | 100.0 | 0.0 | 0.0 | 0.0 | 0.0 | 0.0 | 0.0 | 0.0 | 0.0 | 1.0 | 0.0 | 0.0 | 0.0 | 0.0 | 0.0 | 0.0 | | |
| California State University | 2481 - Communication D | 1.00 | 100.0 | 0.0 | 100.0 | 0.0 | 0.0 | 0.0 | 0.0 | 0.0 | 0.0 | 1.0 | 0.0 | 1.0 | 0.0 | 0.0 | 0.0 | 0.0 | 0.0 | 0.0 | | |
| California State University | 2481 - Communication S | 1.00 | 0.0 | 0.0 | 100.0 | 0.0 | 0.0 | 0.0 | 0.0 | 0.0 | 0.0 | 0.0 | 0.0 | 1.0 | 0.0 | 0.0 | 0.0 | 0.0 | 0.0 | 0.0 | | |
| California State University | 2481 - Computer Scienc | 1.00 | 100.0 | 100.0 | 0.0 | 0.0 | 0.0 | 100.0 | 0.0 | 0.0 | 0.0 | 1.0 | 1.0 | 0.0 | 0.0 | 0.0 | 1.0 | 0.0 | 0.0 | 0.0 | | |
| California State University | 2481 - Criminal Justice - | 1.00 | 100.0 | 0.0 | 100.0 | 0.0 | 0.0 | 0.0 | 0.0 | 0.0 | 0.0 | 1.0 | 0.0 | 1.0 | 0.0 | 0.0 | 0.0 | 0.0 | 0.0 | 0.0 | | |
| California State University | 2481 - Curriculum & Inst | 1.00 | 100.0 | 100.0 | 0.0 | 0.0 | 0.0 | 0.0 | 0.0 | 0.0 | 100.0 | 1.0 | 1.0 | 0.0 | 0.0 | 0.0 | 0.0 | 0.0 | 0.0 | 1.0 | | |
| California State University | 2481 - Economics & Stat | 1.00 | 0.0 | 100.0 | 0.0 | 0.0 | 0.0 | 100.0 | 0.0 | 0.0 | 0.0 | 0.0 | 1.0 | 0.0 | 0.0 | 0.0 | 1.0 | 0.0 | 0.0 | 0.0 | | |
| California State University | 2481 - Electrical & Comp | 1.00 | 0.0 | 100.0 | 0.0 | 0.0 | 0.0 | 100.0 | 0.0 | 0.0 | 0.0 | 0.0 | 1.0 | 0.0 | 0.0 | 0.0 | 1.0 | 0.0 | 0.0 | 0.0 | | |

California State University, Los Angeles

Snapshot Date: 11/01/2020

Internal Availability

AAP: California State University, Los Angeles

Job Group: 07 - Management Occupations

| Plan | Feeder | Wght (%) | Raw (%) | | | | | | | | | Weighted (%) | | | | | | | | |
|-----------------------------|----------------------------|----------|---------|-------|-------|-------|-------|-------|-----|-----|-----|--------------|-----|-----|-----|-----|-----|-----|-----|-----|
| | | | F | MIN | W | AA | H | A | NA | PI | 2+ | F | MIN | W | AA | H | A | NA | PI | 2+ |
| California State University | 2481 - English - Dept Ch | 1.00 | 100.0 | 100.0 | 0.0 | 0.0 | 100.0 | 0.0 | 0.0 | 0.0 | 0.0 | 1.0 | 1.0 | 0.0 | 0.0 | 1.0 | 0.0 | 0.0 | 0.0 | 0.0 |
| California State University | 2481 - Finance and Law | 1.00 | 100.0 | 100.0 | 0.0 | 0.0 | 0.0 | 100.0 | 0.0 | 0.0 | 0.0 | 1.0 | 1.0 | 0.0 | 0.0 | 0.0 | 1.0 | 0.0 | 0.0 | 0.0 |
| California State University | 2481 - Geological Scienc | 1.00 | 0.0 | 0.0 | 100.0 | 0.0 | 0.0 | 0.0 | 0.0 | 0.0 | 0.0 | 0.0 | 0.0 | 1.0 | 0.0 | 0.0 | 0.0 | 0.0 | 0.0 | 0.0 |
| California State University | 2481 - History - Dept Cha | 1.00 | 100.0 | 100.0 | 0.0 | 0.0 | 0.0 | 100.0 | 0.0 | 0.0 | 0.0 | 1.0 | 1.0 | 0.0 | 0.0 | 0.0 | 1.0 | 0.0 | 0.0 | 0.0 |
| California State University | 2481 - Information Syste | 1.00 | 0.0 | 0.0 | 100.0 | 0.0 | 0.0 | 0.0 | 0.0 | 0.0 | 0.0 | 0.0 | 0.0 | 1.0 | 0.0 | 0.0 | 0.0 | 0.0 | 0.0 | 0.0 |
| California State University | 2481 - Kinesiology & Nut | 1.00 | 0.0 | 100.0 | 0.0 | 0.0 | 0.0 | 100.0 | 0.0 | 0.0 | 0.0 | 0.0 | 1.0 | 0.0 | 0.0 | 0.0 | 1.0 | 0.0 | 0.0 | 0.0 |
| California State University | 2481 - Latin American St | 1.00 | 100.0 | 0.0 | 100.0 | 0.0 | 0.0 | 0.0 | 0.0 | 0.0 | 0.0 | 1.0 | 0.0 | 1.0 | 0.0 | 0.0 | 0.0 | 0.0 | 0.0 | 0.0 |
| California State University | 2481 - Liberal Studies - D | 1.00 | 0.0 | 0.0 | 100.0 | 0.0 | 0.0 | 0.0 | 0.0 | 0.0 | 0.0 | 0.0 | 0.0 | 1.0 | 0.0 | 0.0 | 0.0 | 0.0 | 0.0 | 0.0 |
| California State University | 2481 - Management - De | 1.00 | 0.0 | 100.0 | 0.0 | 0.0 | 0.0 | 100.0 | 0.0 | 0.0 | 0.0 | 0.0 | 1.0 | 0.0 | 0.0 | 0.0 | 1.0 | 0.0 | 0.0 | 0.0 |
| California State University | 2481 - Mathematics - De | 1.00 | 0.0 | 0.0 | 100.0 | 0.0 | 0.0 | 0.0 | 0.0 | 0.0 | 0.0 | 0.0 | 0.0 | 1.0 | 0.0 | 0.0 | 0.0 | 0.0 | 0.0 | 0.0 |
| California State University | 2481 - Mechanical Engin | 1.00 | 100.0 | 0.0 | 100.0 | 0.0 | 0.0 | 0.0 | 0.0 | 0.0 | 0.0 | 1.0 | 0.0 | 1.0 | 0.0 | 0.0 | 0.0 | 0.0 | 0.0 | 0.0 |
| California State University | 2481 - Modern Language | 1.00 | 100.0 | 0.0 | 100.0 | 0.0 | 0.0 | 0.0 | 0.0 | 0.0 | 0.0 | 1.0 | 0.0 | 1.0 | 0.0 | 0.0 | 0.0 | 0.0 | 0.0 | 0.0 |
| California State University | 2481 - Natural & Social S | 1.00 | 100.0 | 0.0 | 100.0 | 0.0 | 0.0 | 0.0 | 0.0 | 0.0 | 0.0 | 1.0 | 0.0 | 1.0 | 0.0 | 0.0 | 0.0 | 0.0 | 0.0 | 0.0 |
| California State University | 2481 - Nursing - Dept Ch | 1.00 | 100.0 | 100.0 | 0.0 | 100.0 | 0.0 | 0.0 | 0.0 | 0.0 | 0.0 | 1.0 | 1.0 | 0.0 | 1.0 | 0.0 | 0.0 | 0.0 | 0.0 | 0.0 |
| California State University | 2481 - Pan African Studie | 1.00 | 0.0 | 100.0 | 0.0 | 100.0 | 0.0 | 0.0 | 0.0 | 0.0 | 0.0 | 0.0 | 1.0 | 0.0 | 0.0 | 1.0 | 0.0 | 0.0 | 0.0 | 0.0 |
| California State University | 2481 - Philosophy - Dept | 1.00 | 0.0 | 0.0 | 100.0 | 0.0 | 0.0 | 0.0 | 0.0 | 0.0 | 0.0 | 0.0 | 0.0 | 1.0 | 0.0 | 0.0 | 0.0 | 0.0 | 0.0 | 0.0 |
| California State University | 2481 - Physics and Astro | 1.00 | 0.0 | 100.0 | 0.0 | 0.0 | 100.0 | 0.0 | 0.0 | 0.0 | 0.0 | 0.0 | 1.0 | 0.0 | 0.0 | 1.0 | 0.0 | 0.0 | 0.0 | 0.0 |
| California State University | 2481 - Political Science - | 1.00 | 0.0 | 0.0 | 100.0 | 0.0 | 0.0 | 0.0 | 0.0 | 0.0 | 0.0 | 0.0 | 0.0 | 1.0 | 0.0 | 0.0 | 0.0 | 0.0 | 0.0 | 0.0 |
| California State University | 2481 - Psychology - Dep | 1.00 | 100.0 | 100.0 | 0.0 | 0.0 | 0.0 | 100.0 | 0.0 | 0.0 | 0.0 | 1.0 | 1.0 | 0.0 | 0.0 | 0.0 | 1.0 | 0.0 | 0.0 | 0.0 |
| California State University | 2481 - Public Health - De | 1.00 | 0.0 | 0.0 | 100.0 | 0.0 | 0.0 | 0.0 | 0.0 | 0.0 | 0.0 | 0.0 | 0.0 | 1.0 | 0.0 | 0.0 | 0.0 | 0.0 | 0.0 | 0.0 |
| California State University | 2481 - Social Work - Dep | 1.00 | 100.0 | 100.0 | 0.0 | 0.0 | 0.0 | 100.0 | 0.0 | 0.0 | 0.0 | 1.0 | 1.0 | 0.0 | 0.0 | 0.0 | 1.0 | 0.0 | 0.0 | 0.0 |
| California State University | 2481 - Sociology - Dept C | 1.00 | 100.0 | 0.0 | 100.0 | 0.0 | 0.0 | 0.0 | 0.0 | 0.0 | 0.0 | 1.0 | 0.0 | 1.0 | 0.0 | 0.0 | 0.0 | 0.0 | 0.0 | 0.0 |

California State University, Los Angeles

Snapshot Date: 11/01/2020

Internal Availability

AAP: California State University, Los Angeles

Job Group: 07 - Management Occupations

| Plan | Feeder | Wght (%) | Raw (%) | | | | | | | | | Weighted (%) | | | | | | | | | |
|-----------------------------|---------------------------|---------------|---------|-------|-------|------|------|------|-----|-----|-------|--------------|-------------|-------------|------------|-------------|-------------|------------|------------|------------|-----|
| | | | F | MIN | W | AA | H | A | NA | PI | 2+ | F | MIN | W | AA | H | A | NA | PI | 2+ | |
| California State University | 2481 - Special Education | 1.00 | 0.0 | 0.0 | 100.0 | 0.0 | 0.0 | 0.0 | 0.0 | 0.0 | 0.0 | 0.0 | 0.0 | 0.0 | 1.0 | 0.0 | 0.0 | 0.0 | 0.0 | 0.0 | 0.0 |
| California State University | 2481 - Technology - Dep | 1.00 | 0.0 | 100.0 | 0.0 | 0.0 | 0.0 | 0.0 | 0.0 | 0.0 | 100.0 | 0.0 | 1.0 | 0.0 | 0.0 | 0.0 | 0.0 | 0.0 | 0.0 | 0.0 | 1.0 |
| California State University | 2481 - Theatre Arts and D | 1.00 | 100.0 | 0.0 | 100.0 | 0.0 | 0.0 | 0.0 | 0.0 | 0.0 | 0.0 | 1.0 | 0.0 | 1.0 | 0.0 | 0.0 | 0.0 | 0.0 | 0.0 | 0.0 | 0.0 |
| California State University | 2481 - TVFM - Dept Chai | 1.00 | 100.0 | 0.0 | 100.0 | 0.0 | 0.0 | 0.0 | 0.0 | 0.0 | 0.0 | 1.0 | 0.0 | 1.0 | 0.0 | 0.0 | 0.0 | 0.0 | 0.0 | 0.0 | 0.0 |
| California State University | 8354 - Sergeant | 7.00 | 16.7 | 83.3 | 16.7 | 16.7 | 50.0 | 16.7 | 0.0 | 0.0 | 0.0 | 1.2 | 5.8 | 1.2 | 1.2 | 3.5 | 1.2 | 0.0 | 0.0 | 0.0 | 0.0 |
| California State University | 8800 - Police Dispatcher | 6.00 | 50.0 | 100.0 | 0.0 | 0.0 | 75.0 | 0.0 | 0.0 | 0.0 | 25.0 | 3.0 | 6.0 | 0.0 | 0.0 | 4.5 | 0.0 | 0.0 | 0.0 | 0.0 | 1.5 |
| Total: | | 100.00 | | | | | | | | | | 61.4 | 64.2 | 35.8 | 6.8 | 29.9 | 21.8 | 0.1 | 0.0 | 5.7 | |

California State University, Los Angeles

Snapshot Date: 11/01/2020

Internal Availability

AAP: California State University, Los Angeles
Job Group: 10 - Student and Academic Affairs and Other Education Services Occupations

| Plan | Feeder | Wght (%) | Raw (%) | | | | | | | | | | Weighted (%) | | | | | | | | | |
|-----------------------------|---------------------------|---------------|---------|------|------|------|------|------|-----|-----|-----|-------------|--------------|------------|------------|-------------|-------------|------------|------------|------------|--|--|
| | | | F | MIN | W | AA | H | A | NA | PI | 2+ | F | MIN | W | AA | H | A | NA | PI | 2+ | | |
| California State University | 09 - Office and Administr | 75.00 | 83.6 | 89.4 | 10.6 | 7.2 | 59.0 | 18.4 | 0.0 | 0.0 | 4.8 | 62.7 | 67.1 | 7.9 | 5.4 | 44.3 | 13.8 | 0.0 | 0.0 | 3.6 | | |
| California State University | 14 - Service Occupations | 25.00 | 39.2 | 96.1 | 3.9 | 17.6 | 71.6 | 4.9 | 1.0 | 0.0 | 1.0 | 9.8 | 24.0 | 1.0 | 4.4 | 17.9 | 1.2 | 0.2 | 0.0 | 0.2 | | |
| Total: | | 100.00 | | | | | | | | | | 72.5 | 91.1 | 8.9 | 9.8 | 62.2 | 15.0 | 0.2 | 0.0 | 3.8 | | |

California State University, Los Angeles

Snapshot Date: 11/01/2020

Internal Availability

AAP: California State University, Los Angeles
Job Group: 11 - Production, Transportation, and Material Moving Occupations

| Plan | Feeder | Wght (%) | Raw (%) | | | | | | | | | | Weighted (%) | | | | | | | | | |
|-----------------------------|--------------------------|---------------|---------|------|------|-----|------|-----|-----|-----|-----|-----|--------------|-------------|-------------|------------|-------------|------------|------------|------------|------------|--|
| | | | F | MIN | W | AA | H | A | NA | PI | 2+ | F | MIN | W | AA | H | A | NA | PI | 2+ | | |
| California State University | 11 - Production, Transpo | 100.00 | 0.0 | 66.7 | 33.3 | 0.0 | 66.7 | 0.0 | 0.0 | 0.0 | 0.0 | 0.0 | 66.7 | 33.3 | 0.0 | 66.7 | 0.0 | 0.0 | 0.0 | 0.0 | 0.0 | |
| Total: | | 100.00 | | | | | | | | | | | 0.0 | 66.7 | 33.3 | 0.0 | 66.7 | 0.0 | 0.0 | 0.0 | 0.0 | |

California State University, Los Angeles

Snapshot Date: 11/01/2020

Internal Availability

AAP: California State University, Los Angeles
Job Group: 14 - Service Occupations

| Plan | Feeder | Wght (%) | Raw (%) | | | | | | | | | | Weighted (%) | | | | | | | | | |
|-----------------------------|--------------------------|---------------|---------|------|------|------|------|-----|-----|-----|-----|-------------|--------------|------------|-------------|-------------|------------|------------|------------|------------|--|--|
| | | | F | MIN | W | AA | H | A | NA | PI | 2+ | F | MIN | W | AA | H | A | NA | PI | 2+ | | |
| California State University | 08 - Natural Resources, | 10.00 | 0.0 | 87.9 | 12.1 | 5.2 | 74.1 | 6.9 | 0.0 | 0.0 | 1.7 | 0.0 | 8.8 | 1.2 | 0.5 | 7.4 | 0.7 | 0.0 | 0.0 | 0.2 | | |
| California State University | 14 - Service Occupations | 90.00 | 39.2 | 96.1 | 3.9 | 17.6 | 71.6 | 4.9 | 1.0 | 0.0 | 1.0 | 35.3 | 86.5 | 3.5 | 15.9 | 64.4 | 4.4 | 0.9 | 0.0 | 0.9 | | |
| Total: | | 100.00 | | | | | | | | | | 35.3 | 95.3 | 4.7 | 16.4 | 71.8 | 5.1 | 0.9 | 0.0 | 1.1 | | |

California State University, Los Angeles

Snapshot Date: 11/01/2020

Comparison of Incumbency to Availability and Placement Goals

Job Group: 01 - Business and Financial Operations Occupations
Test: Whole Person
Total Employees: 45

| |
|--------------|
| Total |
|--------------|

| | FEMALE | MINORITY |
|--|--------|----------|
| Employees (#) | 37 | 41 |
| Employees (%) | 82.2 | 91.1 |
| Availability (%) Goal | 75.9 | 62.9 |
| Test: Whole Person | NO | NO |
| Add'l Needed to Eliminate Problem Area (#) | 0 | 0 |

California State University, Los Angeles

Snapshot Date: 11/01/2020

Comparison of Incumbency to Availability and Placement Goals

Job Group: 02 - Community Service, Legal, Arts, and Media Occupations
Test: Whole Person
Total Employees: 27

| | | |
|--------------|--|--|
| Total | | |
|--------------|--|--|

| | FEMALE | MINORITY |
|--|--------|----------|
| Employees (#) | 15 | 22 |
| Employees (%) | 55.6 | 81.5 |
| Availability (%) Goal | 55.5 | 39.0 |
| Test: Whole Person | NO | NO |
| Add'l Needed to Eliminate Problem Area (#) | 0 | 0 |

California State University, Los Angeles

Snapshot Date: 11/01/2020

Comparison of Incumbency to Availability and Placement Goals

Job Group: 03 - Computer, Engineering, and Science Occupations
Test: Whole Person
Total Employees: 97

| |
|--------------|
| Total |
|--------------|

| | FEMALE | MINORITY |
|--|------------|----------|
| Employees (#) | 23 | 84 |
| Employees (%) | 23.7 | 86.6 |
| Availability (%) Goal | 30.7 | 60.3 |
| Test: Whole Person | YES | NO |
| Add'l Needed to Eliminate Problem Area (#) | 6 | 0 |

California State University, Los Angeles

Snapshot Date: 11/01/2020

Comparison of Incumbency to Availability and Placement Goals

Job Group: 04 - Graduate Assistants
Test: Whole Person
Total Employees: 102

| |
|--------------|
| Total |
|--------------|

| | FEMALE | MINORITY |
|--|------------|----------|
| Employees (#) | 68 | 81 |
| Employees (%) | 66.7 | 79.4 |
| Availability (%) Goal | 72.3 | 55.3 |
| Test: Whole Person | YES | NO |
| Add'l Needed to Eliminate Problem Area (#) | 5 | 0 |

California State University, Los Angeles

Snapshot Date: 11/01/2020

Comparison of Incumbency to Availability and Placement Goals

Job Group: 05 - Healthcare Practitioners and Technical Occupations
Test: Whole Person
Total Employees: 24

| |
|--------------|
| Total |
|--------------|

| | FEMALE | MINORITY |
|--|--------|----------|
| Employees (#) | 17 | 20 |
| Employees (%) | 70.8 | 83.3 |
| Availability (%) Goal | 72.2 | 59.0 |
| Test: Whole Person | NO | NO |
| Add'l Needed to Eliminate Problem Area (#) | 0 | 0 |

California State University, Los Angeles

Snapshot Date: 11/01/2020

Comparison of Incumbency to Availability and Placement Goals

Job Group: 06 - Librarians, Curators, and Archivists
Test: Whole Person
Total Employees: 17

| |
|--------------|
| Total |
|--------------|

| | FEMALE | MINORITY |
|--|--------|----------|
| Employees (#) | 14 | 11 |
| Employees (%) | 82.4 | 64.7 |
| Availability (%) Goal | 80.0 | 34.2 |
| Test: Whole Person | NO | NO |
| Add'l Needed to Eliminate Problem Area (#) | 0 | 0 |

California State University, Los Angeles

Snapshot Date: 11/01/2020

Comparison of Incumbency to Availability and Placement Goals

Job Group: 07 - Management Occupations

Test: Whole Person

Total Employees: 205

| Total | | |
|--|------------|----------|
| | FEMALE | MINORITY |
| Employees (#) | 111 | 138 |
| Employees (%) | 54.1 | 67.3 |
| Availability (%) Goal | 64.1 | 39.3 |
| Test: Whole Person | YES | NO |
| Add'l Needed to Eliminate Problem Area (#) | 20 | 0 |

California State University, Los Angeles

Snapshot Date: 11/01/2020

Comparison of Incumbency to Availability and Placement Goals

Job Group: 08 - Natural Resources, Construction, and Maintenance Occupations
Test: Whole Person
Total Employees: 58

| |
|--------------|
| Total |
|--------------|

| | FEMALE | MINORITY |
|--|---------------|-----------------|
| Employees (#) | 0 | 51 |
| Employees (%) | 0.0 | 87.9 |
| Availability (%) Goal | 4.1 | 73.8 |
| Test: Whole Person | YES | NO |
| Add'l Needed to Eliminate Problem Area (#) | 2 | 0 |

California State University, Los Angeles

Snapshot Date: 11/01/2020

Comparison of Incumbency to Availability and Placement Goals

Job Group: 09 - Office and Administrative Support Occupations
Test: Whole Person
Total Employees: 293

| | | |
|--------------|--|--|
| Total | | |
|--------------|--|--|

| | FEMALE | MINORITY |
|--|------------|----------|
| Employees (#) | 245 | 262 |
| Employees (%) | 83.6 | 89.4 |
| Availability (%) Goal | 85.2 | 50.9 |
| Test: Whole Person | YES | NO |
| Add'l Needed to Eliminate Problem Area (#) | 4 | 0 |

California State University, Los Angeles

Snapshot Date: 11/01/2020

Comparison of Incumbency to Availability and Placement Goals

Job Group: 10 - Student and Academic Affairs and Other Education Services Occupations
Test: Whole Person
Total Employees: 201

| | | |
|--------------|--|--|
| Total | | |
|--------------|--|--|

| | FEMALE | MINORITY |
|--|--------|----------|
| Employees (#) | 126 | 176 |
| Employees (%) | 62.7 | 87.6 |
| Availability (%) Goal | 62.0 | 63.1 |
| Test: Whole Person | NO | NO |
| Add'l Needed to Eliminate Problem Area (#) | 0 | 0 |

California State University, Los Angeles

Snapshot Date: 11/01/2020

Comparison of Incumbency to Availability and Placement Goals

Job Group: 11 - Production, Transportation, and Material Moving Occupations
Test: Whole Person
Total Employees: 3

| | | |
|--------------|--|--|
| Total | | |
|--------------|--|--|

| | FEMALE | MINORITY |
|--|--------|----------|
| Employees (#) | 0 | 2 |
| Employees (%) | 0.0 | 66.7 |
| Availability (%) Goal | 8.5 | 74.3 |
| Test: Whole Person | NO | NO |
| Add'l Needed to Eliminate Problem Area (#) | 0 | 0 |

California State University, Los Angeles

Snapshot Date: 11/01/2020

Comparison of Incumbency to Availability and Placement Goals

Job Group: 12 - Postsecondary Teachers
Test: Whole Person
Total Employees: 1,637

| Total | | |
|--|--------|----------|
| | FEMALE | MINORITY |
| Employees (#) | 857 | 966 |
| Employees (%) | 52.4 | 59.0 |
| Availability (%) Goal | 52.3 | 24.0 |
| Test: Whole Person | NO | NO |
| Add'l Needed to Eliminate Problem Area (#) | 0 | 0 |

California State University, Los Angeles

Snapshot Date: 11/01/2020

Comparison of Incumbency to Availability and Placement Goals

Job Group: 14 - Service Occupations
Test: Whole Person
Total Employees: 102

| |
|--------------|
| Total |
|--------------|

| | FEMALE | MINORITY |
|--|--------|----------|
| Employees (#) | 40 | 98 |
| Employees (%) | 39.2 | 96.1 |
| Availability (%) Goal | 30.3 | 80.4 |
| Test: Whole Person | NO | NO |
| Add'l Needed to Eliminate Problem Area (#) | 0 | 0 |

California State University, Los Angeles
Goals Progress

| Job Group | Representation as of Previous AAP | | | | Goal/Availability from Previous AAP | Placements* | | | Achieved? |
|--|-----------------------------------|--------------------|-----|-------|-------------------------------------|------------------|----|--------|-----------|
| | Total Employees | Gender/Race Groups | # | % | | Total Placements | # | % | |
| 03 - Computer, Engineering, and Science Occupations | 97 | Females | 25 | 25.8% | 31.9% | 1 | 0 | 0.0% | NO |
| | | Minority | 82 | 84.5% | | | 1 | 100.0% | |
| 04 - Graduate Assistants | 124 | Females | 74 | 59.7% | 72.3% | 68 | 44 | 64.7% | NO |
| | | Minority | 99 | 79.8% | | | 56 | 82.4% | |
| 06 - Librarians, Curators, and Archivists | 14 | Females | 10 | 71.4% | 80.0% | 1 | 1 | 100.0% | YES |
| | | Minority | 8 | 57.1% | | | 1 | 100.0% | |
| 07 - Management Occupations | 209 | Females | 113 | 54.1% | 63.1% | 6 | 2 | 33.3% | NO |
| | | Minority | 140 | 67.0% | | | 3 | 50.0% | |
| 08 - Natural Resources, Construction, and Maintenance Occupations | 58 | Females | 0 | 0.0% | 4.0% | 0 | 0 | 0.0% | NO |
| | | Minority | 51 | 87.9% | | | 0 | 0.0% | |
| 09 - Office and Administrative Support Occupations | 299 | Females | 249 | 83.3% | 85.3% | 19 | 16 | 84.2% | NO |
| | | Minority | 267 | 89.3% | | | 18 | 94.7% | |

* Placements consist of hires and promotions into the target job group from 11/01/2019 to 10/31/2020

California State University, Los Angeles

Snapshot Date: 11/01/2020

Personnel Transactions Summary

Job Group: 01 - Business and Financial Operations Occupations

Transaction Dates: 11/01/2019 To 10/31/2020

| | <i>Applicants</i> | | | | <i>Hires</i> | | | <i>Terminations (I)</i> | | | <i>Terminations (V)</i> | | |
|-----------------------|-------------------|---------|------------------|------------|--------------|---------|------------|-------------------------|---------|------------|-------------------------|---------|------------|
| | Males | Females | UNKNOWN (GENDER) | TOTAL RACE | Males | Females | TOTAL RACE | Males | Females | TOTAL RACE | Males | Females | TOTAL RACE |
| White | 2 | 1 | 0 | 3 | 0 | 0 | 0 | 0 | 0 | 0 | 0 | 0 | 0 |
| Afr. Amer. | 0 | 0 | 0 | 0 | 0 | 0 | 0 | 0 | 0 | 0 | 0 | 0 | 0 |
| Hispanic | 2 | 3 | 0 | 5 | 1 | 1 | 2 | 0 | 0 | 0 | 0 | 0 | 0 |
| Asian | 1 | 0 | 0 | 1 | 0 | 0 | 0 | 0 | 0 | 0 | 0 | 1 | 1 |
| Nat. Amer. | 0 | 0 | 0 | 0 | 0 | 0 | 0 | 0 | 0 | 0 | 0 | 0 | 0 |
| NHOPI | 0 | 0 | 0 | 0 | 0 | 0 | 0 | 0 | 0 | 0 | 0 | 0 | 0 |
| Two or More | 0 | 0 | 1 | 1 | 0 | 0 | 0 | 0 | 0 | 0 | 0 | 2 | 2 |
| Unknown (Race) | 0 | 0 | 0 | 0 | | | | | | | | | |
| Total | 5 | 4 | 1 | 10 | 1 | 1 | 2 | 0 | 0 | 0 | 0 | 3 | 3 |
| Total Minority | 3 | 3 | 1 | 7 | 1 | 1 | 2 | 0 | 0 | 0 | 0 | 3 | 3 |

| | <i>Promotions From</i> | | | <i>Promotions Into</i> | | | <i>Promotions Within</i> | | |
|-----------------------|------------------------|---------|------------|------------------------|---------|------------|--------------------------|---------|------------|
| | Males | Females | TOTAL RACE | Males | Females | TOTAL RACE | Males | Females | TOTAL RACE |
| White | 0 | 0 | 0 | 0 | 0 | 0 | 0 | 0 | 0 |
| Afr. Amer. | 0 | 0 | 0 | 0 | 0 | 0 | 0 | 0 | 0 |
| Hispanic | 0 | 0 | 0 | 0 | 0 | 0 | 0 | 0 | 0 |
| Asian | 0 | 0 | 0 | 0 | 0 | 0 | 0 | 1 | 1 |
| Nat. Amer. | 0 | 0 | 0 | 0 | 0 | 0 | 0 | 0 | 0 |
| NHOPI | 0 | 0 | 0 | 0 | 0 | 0 | 0 | 0 | 0 |
| Two or More | 0 | 0 | 0 | 0 | 0 | 0 | 0 | 0 | 0 |
| Total | 0 | 0 | 0 | 0 | 0 | 0 | 0 | 1 | 1 |
| Total Minority | 0 | 0 | 0 | 0 | 0 | 0 | 0 | 1 | 1 |

California State University, Los Angeles

Snapshot Date: 11/01/2020

Personnel Transactions Summary

Job Group: 02 - Community Service, Legal, Arts, and Media Occupations

Transaction Dates: 11/01/2019 To 10/31/2020

| | <i>Applicants</i> | | | | <i>Hires</i> | | | <i>Terminations (I)</i> | | | <i>Terminations (V)</i> | | |
|-----------------------|-------------------|---------|------------------|------------|--------------|---------|------------|-------------------------|---------|------------|-------------------------|---------|------------|
| | Males | Females | UNKNOWN (GENDER) | TOTAL RACE | Males | Females | TOTAL RACE | Males | Females | TOTAL RACE | Males | Females | TOTAL RACE |
| White | 68 | 96 | 2 | 166 | 0 | 0 | 0 | 0 | 0 | 0 | 0 | 0 | 0 |
| Afr. Amer. | 33 | 55 | 2 | 90 | 0 | 0 | 0 | 0 | 0 | 0 | 0 | 0 | 0 |
| Hispanic | 59 | 81 | 0 | 140 | 0 | 2 | 2 | 0 | 0 | 0 | 0 | 1 | 1 |
| Asian | 58 | 62 | 0 | 120 | 0 | 0 | 0 | 0 | 0 | 0 | 1 | 0 | 1 |
| Nat. Amer. | 8 | 5 | 0 | 13 | 0 | 0 | 0 | 0 | 0 | 0 | 1 | 0 | 1 |
| NHOPI | 3 | 2 | 0 | 5 | 0 | 0 | 0 | 0 | 0 | 0 | 0 | 0 | 0 |
| Two or More | 2 | 9 | 9 | 20 | 1 | 0 | 1 | 0 | 0 | 0 | 1 | 1 | 2 |
| Unknown (Race) | 0 | 0 | 0 | 0 | | | | | | | | | |
| Total | 231 | 310 | 13 | 554 | 1 | 2 | 3 | 0 | 0 | 0 | 3 | 2 | 5 |
| Total Minority | 163 | 214 | 11 | 388 | 1 | 2 | 3 | 0 | 0 | 0 | 3 | 2 | 5 |

| | <i>Promotions From</i> | | | <i>Promotions Into</i> | | | <i>Promotions Within</i> | | |
|-----------------------|------------------------|---------|------------|------------------------|---------|------------|--------------------------|---------|------------|
| | Males | Females | TOTAL RACE | Males | Females | TOTAL RACE | Males | Females | TOTAL RACE |
| White | 0 | 0 | 0 | 0 | 0 | 0 | 0 | 0 | 0 |
| Afr. Amer. | 0 | 0 | 0 | 0 | 0 | 0 | 0 | 0 | 0 |
| Hispanic | 0 | 0 | 0 | 0 | 0 | 0 | 0 | 0 | 0 |
| Asian | 0 | 0 | 0 | 0 | 0 | 0 | 0 | 0 | 0 |
| Nat. Amer. | 0 | 0 | 0 | 0 | 0 | 0 | 0 | 0 | 0 |
| NHOPI | 0 | 0 | 0 | 0 | 0 | 0 | 0 | 0 | 0 |
| Two or More | 0 | 0 | 0 | 0 | 0 | 0 | 0 | 0 | 0 |
| Total | 0 | 0 | 0 | 0 | 0 | 0 | 0 | 0 | 0 |
| Total Minority | 0 | 0 | 0 | 0 | 0 | 0 | 0 | 0 | 0 |

California State University, Los Angeles

Snapshot Date: 11/01/2020

Personnel Transactions Summary

Job Group: 03 - Computer, Engineering, and Science Occupations

Transaction Dates: 11/01/2019 To 10/31/2020

| | <i>Applicants</i> | | | | <i>Hires</i> | | | <i>Terminations (I)</i> | | | <i>Terminations (V)</i> | | |
|-----------------------|-------------------|---------|------------------|------------|--------------|---------|------------|-------------------------|---------|------------|-------------------------|---------|------------|
| | Males | Females | UNKNOWN (GENDER) | TOTAL RACE | Males | Females | TOTAL RACE | Males | Females | TOTAL RACE | Males | Females | TOTAL RACE |
| White | 120 | 54 | 2 | 176 | 0 | 0 | 0 | 0 | 0 | 0 | 1 | 0 | 1 |
| Afr. Amer. | 41 | 16 | 0 | 57 | 0 | 0 | 0 | 0 | 0 | 0 | 0 | 0 | 0 |
| Hispanic | 112 | 30 | 1 | 143 | 0 | 0 | 0 | 0 | 0 | 0 | 0 | 1 | 1 |
| Asian | 218 | 48 | 6 | 272 | 1 | 0 | 1 | 0 | 0 | 0 | 0 | 0 | 0 |
| Nat. Amer. | 10 | 1 | 0 | 11 | 0 | 0 | 0 | 0 | 0 | 0 | 0 | 0 | 0 |
| NHOPI | 2 | 0 | 0 | 2 | 0 | 0 | 0 | 0 | 0 | 0 | 0 | 0 | 0 |
| Two or More | 3 | 2 | 16 | 21 | 0 | 0 | 0 | 0 | 0 | 0 | 1 | 0 | 1 |
| Unknown (Race) | 0 | 0 | 0 | 0 | | | | | | | | | |
| Total | 506 | 151 | 25 | 682 | 1 | 0 | 1 | 0 | 0 | 0 | 2 | 1 | 3 |
| Total Minority | 386 | 97 | 23 | 506 | 1 | 0 | 1 | 0 | 0 | 0 | 1 | 1 | 2 |

| | <i>Promotions From</i> | | | <i>Promotions Into</i> | | | <i>Promotions Within</i> | | |
|-----------------------|------------------------|---------|------------|------------------------|---------|------------|--------------------------|---------|------------|
| | Males | Females | TOTAL RACE | Males | Females | TOTAL RACE | Males | Females | TOTAL RACE |
| White | 0 | 0 | 0 | 0 | 0 | 0 | 0 | 0 | 0 |
| Afr. Amer. | 0 | 0 | 0 | 0 | 0 | 0 | 0 | 0 | 0 |
| Hispanic | 0 | 0 | 0 | 0 | 0 | 0 | 0 | 0 | 0 |
| Asian | 1 | 0 | 1 | 0 | 0 | 0 | 1 | 0 | 1 |
| Nat. Amer. | 0 | 0 | 0 | 0 | 0 | 0 | 0 | 0 | 0 |
| NHOPI | 0 | 0 | 0 | 0 | 0 | 0 | 0 | 0 | 0 |
| Two or More | 0 | 0 | 0 | 0 | 0 | 0 | 0 | 0 | 0 |
| Total | 1 | 0 | 1 | 0 | 0 | 0 | 1 | 0 | 1 |
| Total Minority | 1 | 0 | 1 | 0 | 0 | 0 | 1 | 0 | 1 |

California State University, Los Angeles

Snapshot Date: 11/01/2020

Personnel Transactions Summary

Job Group: 04 - Graduate Assistants

Transaction Dates: 11/01/2019 To 10/31/2020

| | <i>Applicants</i> | | | | <i>Hires</i> | | | <i>Terminations (I)</i> | | | <i>Terminations (V)</i> | | |
|-----------------------|-------------------|---------|------------------|------------|--------------|---------|------------|-------------------------|---------|------------|-------------------------|---------|------------|
| | Males | Females | UNKNOWN (GENDER) | TOTAL RACE | Males | Females | TOTAL RACE | Males | Females | TOTAL RACE | Males | Females | TOTAL RACE |
| White | 5 | 7 | 0 | 12 | 5 | 7 | 12 | 0 | 0 | 0 | 9 | 12 | 21 |
| Afr. Amer. | 2 | 1 | 0 | 3 | 2 | 1 | 3 | 0 | 0 | 0 | 4 | 2 | 6 |
| Hispanic | 13 | 22 | 0 | 35 | 13 | 22 | 35 | 0 | 0 | 0 | 9 | 15 | 24 |
| Asian | 3 | 11 | 0 | 14 | 3 | 11 | 14 | 0 | 0 | 0 | 9 | 9 | 18 |
| Nat. Amer. | 0 | 0 | 0 | 0 | 0 | 0 | 0 | 0 | 0 | 0 | 1 | 1 | 2 |
| NHOPI | 0 | 0 | 0 | 0 | 0 | 0 | 0 | 0 | 0 | 0 | 0 | 0 | 0 |
| Two or More | 1 | 3 | 0 | 4 | 1 | 3 | 4 | 0 | 0 | 0 | 6 | 17 | 23 |
| Unknown (Race) | 0 | 0 | 0 | 0 | | | | | | | | | |
| Total | 24 | 44 | 0 | 68 | 24 | 44 | 68 | 0 | 0 | 0 | 38 | 56 | 94 |
| Total Minority | 19 | 37 | 0 | 56 | 19 | 37 | 56 | 0 | 0 | 0 | 29 | 44 | 73 |

| | <i>Promotions From</i> | | | <i>Promotions Into</i> | | | <i>Promotions Within</i> | | |
|-----------------------|------------------------|---------|------------|------------------------|---------|------------|--------------------------|---------|------------|
| | Males | Females | TOTAL RACE | Males | Females | TOTAL RACE | Males | Females | TOTAL RACE |
| White | 0 | 0 | 0 | 0 | 0 | 0 | 0 | 0 | 0 |
| Afr. Amer. | 0 | 0 | 0 | 0 | 0 | 0 | 0 | 0 | 0 |
| Hispanic | 0 | 0 | 0 | 0 | 0 | 0 | 0 | 0 | 0 |
| Asian | 0 | 0 | 0 | 0 | 0 | 0 | 0 | 0 | 0 |
| Nat. Amer. | 0 | 0 | 0 | 0 | 0 | 0 | 0 | 0 | 0 |
| NHOPI | 0 | 0 | 0 | 0 | 0 | 0 | 0 | 0 | 0 |
| Two or More | 0 | 0 | 0 | 0 | 0 | 0 | 0 | 0 | 0 |
| Total | 0 | 0 | 0 | 0 | 0 | 0 | 0 | 0 | 0 |
| Total Minority | 0 | 0 | 0 | 0 | 0 | 0 | 0 | 0 | 0 |

California State University, Los Angeles

Snapshot Date: 11/01/2020

Personnel Transactions Summary

Job Group: 05 - Healthcare Practitioners and Technical Occupations

Transaction Dates: 11/01/2019 To 10/31/2020

| | <i>Applicants</i> | | | | <i>Hires</i> | | | <i>Terminations (I)</i> | | | <i>Terminations (V)</i> | | |
|-----------------------|-------------------|---------|------------------|------------|--------------|---------|------------|-------------------------|---------|------------|-------------------------|---------|------------|
| | Males | Females | UNKNOWN (GENDER) | TOTAL RACE | Males | Females | TOTAL RACE | Males | Females | TOTAL RACE | Males | Females | TOTAL RACE |
| White | 0 | 0 | 0 | 0 | 0 | 0 | 0 | 0 | 0 | 0 | 0 | 0 | 0 |
| Afr. Amer. | 0 | 0 | 0 | 0 | 0 | 0 | 0 | 0 | 0 | 0 | 1 | 0 | 1 |
| Hispanic | 0 | 0 | 0 | 0 | 0 | 0 | 0 | 0 | 0 | 0 | 0 | 0 | 0 |
| Asian | 0 | 0 | 0 | 0 | 0 | 0 | 0 | 0 | 0 | 0 | 0 | 0 | 0 |
| Nat. Amer. | 0 | 0 | 0 | 0 | 0 | 0 | 0 | 0 | 0 | 0 | 0 | 0 | 0 |
| NHOPI | 0 | 0 | 0 | 0 | 0 | 0 | 0 | 0 | 0 | 0 | 0 | 0 | 0 |
| Two or More | 0 | 0 | 0 | 0 | 0 | 0 | 0 | 0 | 0 | 0 | 0 | 0 | 0 |
| Unknown (Race) | 0 | 0 | 0 | 0 | | | | | | | | | |
| Total | 0 | 0 | 0 | 0 | 0 | 0 | 0 | 0 | 0 | 0 | 1 | 0 | 1 |
| Total Minority | 0 | 0 | 0 | 0 | 0 | 0 | 0 | 0 | 0 | 0 | 1 | 0 | 1 |

| | <i>Promotions From</i> | | | <i>Promotions Into</i> | | | <i>Promotions Within</i> | | |
|-----------------------|------------------------|---------|------------|------------------------|---------|------------|--------------------------|---------|------------|
| | Males | Females | TOTAL RACE | Males | Females | TOTAL RACE | Males | Females | TOTAL RACE |
| White | 0 | 0 | 0 | 0 | 0 | 0 | 0 | 0 | 0 |
| Afr. Amer. | 0 | 0 | 0 | 0 | 0 | 0 | 0 | 0 | 0 |
| Hispanic | 0 | 0 | 0 | 0 | 0 | 0 | 0 | 0 | 0 |
| Asian | 0 | 0 | 0 | 0 | 0 | 0 | 0 | 0 | 0 |
| Nat. Amer. | 0 | 0 | 0 | 0 | 0 | 0 | 0 | 0 | 0 |
| NHOPI | 0 | 0 | 0 | 0 | 0 | 0 | 0 | 0 | 0 |
| Two or More | 0 | 0 | 0 | 0 | 0 | 0 | 0 | 0 | 0 |
| Total | 0 | 0 | 0 | 0 | 0 | 0 | 0 | 0 | 0 |
| Total Minority | 0 | 0 | 0 | 0 | 0 | 0 | 0 | 0 | 0 |

California State University, Los Angeles

Snapshot Date: 11/01/2020

Personnel Transactions Summary

Job Group: 06 - Librarians, Curators, and Archivists

Transaction Dates: 11/01/2019 To 10/31/2020

| | <i>Applicants</i> | | | | <i>Hires</i> | | | <i>Terminations (I)</i> | | | <i>Terminations (V)</i> | | |
|-----------------------|-------------------|---------|------------------|------------|--------------|---------|------------|-------------------------|---------|------------|-------------------------|---------|------------|
| | Males | Females | UNKNOWN (GENDER) | TOTAL RACE | Males | Females | TOTAL RACE | Males | Females | TOTAL RACE | Males | Females | TOTAL RACE |
| White | 0 | 0 | 0 | 0 | 0 | 0 | 0 | 0 | 0 | 0 | 0 | 0 | 0 |
| Afr. Amer. | 0 | 0 | 0 | 0 | 0 | 0 | 0 | 0 | 0 | 0 | 0 | 0 | 0 |
| Hispanic | 0 | 1 | 0 | 1 | 0 | 1 | 1 | 0 | 0 | 0 | 0 | 0 | 0 |
| Asian | 0 | 0 | 0 | 0 | 0 | 0 | 0 | 0 | 0 | 0 | 1 | 0 | 1 |
| Nat. Amer. | 0 | 0 | 0 | 0 | 0 | 0 | 0 | 0 | 0 | 0 | 0 | 0 | 0 |
| NHOPI | 0 | 0 | 0 | 0 | 0 | 0 | 0 | 0 | 0 | 0 | 0 | 0 | 0 |
| Two or More | 0 | 0 | 0 | 0 | 0 | 0 | 0 | 0 | 0 | 0 | 0 | 0 | 0 |
| Unknown (Race) | 0 | 0 | 0 | 0 | | | | | | | | | |
| Total | 0 | 1 | 0 | 1 | 0 | 1 | 1 | 0 | 0 | 0 | 1 | 0 | 1 |
| Total Minority | 0 | 1 | 0 | 1 | 0 | 1 | 1 | 0 | 0 | 0 | 1 | 0 | 1 |

| | <i>Promotions From</i> | | | <i>Promotions Into</i> | | | <i>Promotions Within</i> | | |
|-----------------------|------------------------|---------|------------|------------------------|---------|------------|--------------------------|---------|------------|
| | Males | Females | TOTAL RACE | Males | Females | TOTAL RACE | Males | Females | TOTAL RACE |
| White | 0 | 0 | 0 | 0 | 0 | 0 | 0 | 0 | 0 |
| Afr. Amer. | 0 | 0 | 0 | 0 | 0 | 0 | 0 | 0 | 0 |
| Hispanic | 0 | 0 | 0 | 0 | 0 | 0 | 0 | 0 | 0 |
| Asian | 0 | 0 | 0 | 0 | 0 | 0 | 0 | 1 | 1 |
| Nat. Amer. | 0 | 0 | 0 | 0 | 0 | 0 | 0 | 0 | 0 |
| NHOPI | 0 | 0 | 0 | 0 | 0 | 0 | 0 | 0 | 0 |
| Two or More | 0 | 0 | 0 | 0 | 0 | 0 | 0 | 0 | 0 |
| Total | 0 | 0 | 0 | 0 | 0 | 0 | 0 | 1 | 1 |
| Total Minority | 0 | 0 | 0 | 0 | 0 | 0 | 0 | 1 | 1 |

California State University, Los Angeles

Snapshot Date: 11/01/2020

Personnel Transactions Summary

Job Group: 07 - Management Occupations

Transaction Dates: 11/01/2019 To 10/31/2020

| | <i>Applicants</i> | | | | <i>Hires</i> | | | <i>Terminations (I)</i> | | | <i>Terminations (V)</i> | | |
|-----------------------|-------------------|------------|------------------|------------|--------------|----------|------------|-------------------------|----------|------------|-------------------------|----------|------------|
| | Males | Females | UNKNOWN (GENDER) | TOTAL RACE | Males | Females | TOTAL RACE | Males | Females | TOTAL RACE | Males | Females | TOTAL RACE |
| White | 133 | 137 | 2 | 272 | 2 | 1 | 3 | 0 | 1 | 1 | 2 | 2 | 4 |
| Afr. Amer. | 104 | 75 | 1 | 180 | 0 | 0 | 0 | 1 | 0 | 1 | 1 | 0 | 1 |
| Hispanic | 81 | 109 | 1 | 191 | 1 | 1 | 2 | 0 | 0 | 0 | 3 | 1 | 4 |
| Asian | 70 | 97 | 0 | 167 | 0 | 0 | 0 | 0 | 0 | 0 | 0 | 1 | 1 |
| Nat. Amer. | 5 | 5 | 0 | 10 | 0 | 0 | 0 | 0 | 0 | 0 | 0 | 0 | 0 |
| NHOPI | 3 | 0 | 0 | 3 | 0 | 0 | 0 | 0 | 0 | 0 | 0 | 0 | 0 |
| Two or More | 8 | 8 | 13 | 29 | 1 | 0 | 1 | 1 | 0 | 1 | 2 | 0 | 2 |
| Unknown (Race) | 0 | 0 | 0 | 0 | | | | | | | | | |
| Total | 404 | 431 | 17 | 852 | 4 | 2 | 6 | 2 | 1 | 3 | 8 | 4 | 12 |
| Total Minority | 271 | 294 | 15 | 580 | 2 | 1 | 3 | 2 | 0 | 2 | 6 | 2 | 8 |

| | <i>Promotions From</i> | | | <i>Promotions Into</i> | | | <i>Promotions Within</i> | | |
|-----------------------|------------------------|----------|------------|------------------------|----------|------------|--------------------------|----------|------------|
| | Males | Females | TOTAL RACE | Males | Females | TOTAL RACE | Males | Females | TOTAL RACE |
| White | 0 | 0 | 0 | 0 | 0 | 0 | 0 | 0 | 0 |
| Afr. Amer. | 0 | 0 | 0 | 0 | 0 | 0 | 0 | 0 | 0 |
| Hispanic | 0 | 0 | 0 | 0 | 0 | 0 | 0 | 0 | 0 |
| Asian | 0 | 0 | 0 | 0 | 0 | 0 | 0 | 0 | 0 |
| Nat. Amer. | 0 | 0 | 0 | 0 | 0 | 0 | 0 | 0 | 0 |
| NHOPI | 0 | 0 | 0 | 0 | 0 | 0 | 0 | 0 | 0 |
| Two or More | 0 | 0 | 0 | 0 | 0 | 0 | 0 | 0 | 0 |
| Total | 0 | 0 | 0 | 0 | 0 | 0 | 0 | 0 | 0 |
| Total Minority | 0 | 0 | 0 | 0 | 0 | 0 | 0 | 0 | 0 |

California State University, Los Angeles

Snapshot Date: 11/01/2020

Personnel Transactions Summary

Job Group: 08 - Natural Resources, Construction, and Maintenance Occupations

Transaction Dates: 11/01/2019 To 10/31/2020

| | <i>Applicants</i> | | | | <i>Hires</i> | | | <i>Terminations (I)</i> | | | <i>Terminations (V)</i> | | |
|-----------------------|-------------------|---------|------------------|------------|--------------|---------|------------|-------------------------|---------|------------|-------------------------|---------|------------|
| | Males | Females | UNKNOWN (GENDER) | TOTAL RACE | Males | Females | TOTAL RACE | Males | Females | TOTAL RACE | Males | Females | TOTAL RACE |
| White | 69 | 4 | 0 | 73 | 0 | 0 | 0 | 0 | 0 | 0 | 0 | 0 | 0 |
| Afr. Amer. | 18 | 1 | 1 | 20 | 0 | 0 | 0 | 0 | 0 | 0 | 0 | 0 | 0 |
| Hispanic | 183 | 3 | 1 | 187 | 0 | 0 | 0 | 0 | 0 | 0 | 0 | 0 | 0 |
| Asian | 33 | 0 | 0 | 33 | 0 | 0 | 0 | 0 | 0 | 0 | 0 | 0 | 0 |
| Nat. Amer. | 9 | 0 | 0 | 9 | 0 | 0 | 0 | 0 | 0 | 0 | 0 | 0 | 0 |
| NHOPI | 3 | 0 | 0 | 3 | 0 | 0 | 0 | 0 | 0 | 0 | 0 | 0 | 0 |
| Two or More | 2 | 0 | 14 | 16 | 0 | 0 | 0 | 0 | 0 | 0 | 0 | 0 | 0 |
| Unknown (Race) | 0 | 0 | 0 | 0 | | | | | | | | | |
| Total | 317 | 8 | 16 | 341 | 0 | 0 | 0 | 0 | 0 | 0 | 0 | 0 | 0 |
| Total Minority | 248 | 4 | 16 | 268 | 0 | 0 | 0 | 0 | 0 | 0 | 0 | 0 | 0 |

| | <i>Promotions From</i> | | | <i>Promotions Into</i> | | | <i>Promotions Within</i> | | |
|-----------------------|------------------------|---------|------------|------------------------|---------|------------|--------------------------|---------|------------|
| | Males | Females | TOTAL RACE | Males | Females | TOTAL RACE | Males | Females | TOTAL RACE |
| White | 0 | 0 | 0 | 0 | 0 | 0 | 0 | 0 | 0 |
| Afr. Amer. | 0 | 0 | 0 | 0 | 0 | 0 | 0 | 0 | 0 |
| Hispanic | 0 | 0 | 0 | 0 | 0 | 0 | 1 | 0 | 1 |
| Asian | 0 | 0 | 0 | 0 | 0 | 0 | 0 | 0 | 0 |
| Nat. Amer. | 0 | 0 | 0 | 0 | 0 | 0 | 0 | 0 | 0 |
| NHOPI | 0 | 0 | 0 | 0 | 0 | 0 | 0 | 0 | 0 |
| Two or More | 0 | 0 | 0 | 0 | 0 | 0 | 0 | 0 | 0 |
| Total | 0 | 0 | 0 | 0 | 0 | 0 | 1 | 0 | 1 |
| Total Minority | 0 | 0 | 0 | 0 | 0 | 0 | 1 | 0 | 1 |

California State University, Los Angeles

Snapshot Date: 11/01/2020

Personnel Transactions Summary

Job Group: 09 - Office and Administrative Support Occupations

Transaction Dates: 11/01/2019 To 10/31/2020

| | <i>Applicants</i> | | | | <i>Hires</i> | | | <i>Terminations (I)</i> | | | <i>Terminations (V)</i> | | |
|-----------------------|-------------------|---------|------------------|------------|--------------|---------|------------|-------------------------|---------|------------|-------------------------|---------|------------|
| | Males | Females | UNKNOWN (GENDER) | TOTAL RACE | Males | Females | TOTAL RACE | Males | Females | TOTAL RACE | Males | Females | TOTAL RACE |
| White | 642 | 1,292 | 5 | 1939 | 0 | 1 | 1 | 0 | 0 | 0 | 0 | 3 | 3 |
| Afr. Amer. | 194 | 678 | 6 | 878 | 1 | 3 | 4 | 0 | 0 | 0 | 2 | 3 | 5 |
| Hispanic | 922 | 2,256 | 6 | 3184 | 2 | 10 | 12 | 0 | 0 | 0 | 1 | 6 | 7 |
| Asian | 742 | 1,452 | 30 | 2224 | 0 | 1 | 1 | 0 | 0 | 0 | 1 | 1 | 2 |
| Nat. Amer. | 80 | 98 | 0 | 178 | 0 | 0 | 0 | 0 | 0 | 0 | 0 | 1 | 1 |
| NHOPI | 42 | 47 | 2 | 91 | 0 | 0 | 0 | 0 | 0 | 0 | 0 | 0 | 0 |
| Two or More | 30 | 89 | 89 | 208 | 0 | 1 | 1 | 0 | 0 | 0 | 1 | 3 | 4 |
| Unknown (Race) | 0 | 0 | 0 | 0 | | | | | | | | | |
| Total | 2652 | 5912 | 138 | 8702 | 3 | 16 | 19 | 0 | 0 | 0 | 5 | 17 | 22 |
| Total Minority | 2010 | 4620 | 133 | 6763 | 3 | 15 | 18 | 0 | 0 | 0 | 5 | 14 | 19 |

| | <i>Promotions From</i> | | | <i>Promotions Into</i> | | | <i>Promotions Within</i> | | |
|-----------------------|------------------------|---------|------------|------------------------|---------|------------|--------------------------|---------|------------|
| | Males | Females | TOTAL RACE | Males | Females | TOTAL RACE | Males | Females | TOTAL RACE |
| White | 0 | 0 | 0 | 0 | 0 | 0 | 0 | 1 | 1 |
| Afr. Amer. | 0 | 0 | 0 | 0 | 0 | 0 | 0 | 0 | 0 |
| Hispanic | 0 | 1 | 1 | 0 | 0 | 0 | 0 | 1 | 1 |
| Asian | 0 | 0 | 0 | 0 | 0 | 0 | 0 | 1 | 1 |
| Nat. Amer. | 0 | 0 | 0 | 0 | 0 | 0 | 0 | 0 | 0 |
| NHOPI | 0 | 0 | 0 | 0 | 0 | 0 | 0 | 0 | 0 |
| Two or More | 0 | 0 | 0 | 0 | 0 | 0 | 0 | 0 | 0 |
| Total | 0 | 1 | 1 | 0 | 0 | 0 | 0 | 3 | 3 |
| Total Minority | 0 | 1 | 1 | 0 | 0 | 0 | 0 | 2 | 2 |

California State University, Los Angeles

Snapshot Date: 11/01/2020

Personnel Transactions Summary

Job Group: 10 - Student and Academic Affairs and Other Education Services Occupations

Transaction Dates: 11/01/2019 To 10/31/2020

| | <i>Applicants</i> | | | | <i>Hires</i> | | | <i>Terminations (I)</i> | | | <i>Terminations (V)</i> | | |
|-----------------------|-------------------|---------|------------------|------------|--------------|---------|------------|-------------------------|---------|------------|-------------------------|---------|------------|
| | Males | Females | UNKNOWN (GENDER) | TOTAL RACE | Males | Females | TOTAL RACE | Males | Females | TOTAL RACE | Males | Females | TOTAL RACE |
| White | 524 | 840 | 11 | 1375 | 0 | 0 | 0 | 0 | 0 | 0 | 1 | 1 | 2 |
| Afr. Amer. | 209 | 484 | 6 | 699 | 1 | 2 | 3 | 0 | 0 | 0 | 0 | 5 | 5 |
| Hispanic | 682 | 1,236 | 5 | 1923 | 0 | 1 | 1 | 0 | 0 | 0 | 1 | 6 | 7 |
| Asian | 438 | 644 | 13 | 1095 | 0 | 0 | 0 | 0 | 0 | 0 | 0 | 5 | 5 |
| Nat. Amer. | 72 | 81 | 0 | 153 | 0 | 0 | 0 | 0 | 0 | 0 | 0 | 1 | 1 |
| NHOPI | 40 | 28 | 1 | 69 | 0 | 0 | 0 | 0 | 0 | 0 | 0 | 0 | 0 |
| Two or More | 19 | 77 | 75 | 171 | 0 | 1 | 1 | 0 | 0 | 0 | 1 | 2 | 3 |
| Unknown (Race) | 0 | 0 | 0 | 0 | | | | | | | | | |
| Total | 1984 | 3390 | 111 | 5485 | 1 | 4 | 5 | 0 | 0 | 0 | 3 | 20 | 23 |
| Total Minority | 1460 | 2550 | 100 | 4110 | 1 | 4 | 5 | 0 | 0 | 0 | 2 | 19 | 21 |

| | <i>Promotions From</i> | | | <i>Promotions Into</i> | | | <i>Promotions Within</i> | | |
|-----------------------|------------------------|---------|------------|------------------------|---------|------------|--------------------------|---------|------------|
| | Males | Females | TOTAL RACE | Males | Females | TOTAL RACE | Males | Females | TOTAL RACE |
| White | 0 | 0 | 0 | 0 | 0 | 0 | 0 | 0 | 0 |
| Afr. Amer. | 0 | 0 | 0 | 0 | 0 | 0 | 0 | 0 | 0 |
| Hispanic | 0 | 0 | 0 | 0 | 1 | 1 | 0 | 0 | 0 |
| Asian | 0 | 0 | 0 | 1 | 0 | 1 | 0 | 0 | 0 |
| Nat. Amer. | 0 | 0 | 0 | 0 | 0 | 0 | 0 | 0 | 0 |
| NHOPI | 0 | 0 | 0 | 0 | 0 | 0 | 0 | 0 | 0 |
| Two or More | 0 | 0 | 0 | 0 | 0 | 0 | 0 | 0 | 0 |
| Total | 0 | 0 | 0 | 1 | 1 | 2 | 0 | 0 | 0 |
| Total Minority | 0 | 0 | 0 | 1 | 1 | 2 | 0 | 0 | 0 |

California State University, Los Angeles

Snapshot Date: 11/01/2020

Personnel Transactions Summary

Job Group: 11 - Production, Transportation, and Material Moving Occupations

Transaction Dates: 11/01/2019 To 10/31/2020

| | <i>Applicants</i> | | | | <i>Hires</i> | | | <i>Terminations (I)</i> | | | <i>Terminations (V)</i> | | |
|-----------------------|-------------------|---------|------------------|------------|--------------|---------|------------|-------------------------|---------|------------|-------------------------|---------|------------|
| | Males | Females | UNKNOWN (GENDER) | TOTAL RACE | Males | Females | TOTAL RACE | Males | Females | TOTAL RACE | Males | Females | TOTAL RACE |
| White | 0 | 0 | 0 | 0 | 0 | 0 | 0 | 0 | 0 | 0 | 0 | 0 | 0 |
| Afr. Amer. | 0 | 0 | 0 | 0 | 0 | 0 | 0 | 0 | 0 | 0 | 0 | 0 | 0 |
| Hispanic | 0 | 0 | 0 | 0 | 0 | 0 | 0 | 0 | 0 | 0 | 0 | 0 | 0 |
| Asian | 0 | 0 | 0 | 0 | 0 | 0 | 0 | 0 | 0 | 0 | 0 | 0 | 0 |
| Nat. Amer. | 0 | 0 | 0 | 0 | 0 | 0 | 0 | 0 | 0 | 0 | 0 | 0 | 0 |
| NHOPI | 0 | 0 | 0 | 0 | 0 | 0 | 0 | 0 | 0 | 0 | 0 | 0 | 0 |
| Two or More | 0 | 0 | 0 | 0 | 0 | 0 | 0 | 0 | 0 | 0 | 0 | 0 | 0 |
| Unknown (Race) | 0 | 0 | 0 | 0 | | | | | | | | | |
| Total | 0 | 0 | 0 | 0 | 0 | 0 | 0 | 0 | 0 | 0 | 0 | 0 | 0 |
| Total Minority | 0 | 0 | 0 | 0 | 0 | 0 | 0 | 0 | 0 | 0 | 0 | 0 | 0 |

| | <i>Promotions From</i> | | | <i>Promotions Into</i> | | | <i>Promotions Within</i> | | |
|-----------------------|------------------------|---------|------------|------------------------|---------|------------|--------------------------|---------|------------|
| | Males | Females | TOTAL RACE | Males | Females | TOTAL RACE | Males | Females | TOTAL RACE |
| White | 0 | 0 | 0 | 0 | 0 | 0 | 0 | 0 | 0 |
| Afr. Amer. | 0 | 0 | 0 | 0 | 0 | 0 | 0 | 0 | 0 |
| Hispanic | 0 | 0 | 0 | 0 | 0 | 0 | 0 | 0 | 0 |
| Asian | 0 | 0 | 0 | 0 | 0 | 0 | 0 | 0 | 0 |
| Nat. Amer. | 0 | 0 | 0 | 0 | 0 | 0 | 0 | 0 | 0 |
| NHOPI | 0 | 0 | 0 | 0 | 0 | 0 | 0 | 0 | 0 |
| Two or More | 0 | 0 | 0 | 0 | 0 | 0 | 0 | 0 | 0 |
| Total | 0 | 0 | 0 | 0 | 0 | 0 | 0 | 0 | 0 |
| Total Minority | 0 | 0 | 0 | 0 | 0 | 0 | 0 | 0 | 0 |

California State University, Los Angeles

Snapshot Date: 11/01/2020

Personnel Transactions Summary

Job Group: 12 - Postsecondary Teachers

Transaction Dates: 11/01/2019 To 10/31/2020

| | <i>Applicants</i> | | | | <i>Hires</i> | | | <i>Terminations (I)</i> | | | <i>Terminations (V)</i> | | |
|-----------------------|-------------------|---------|------------------|------------|--------------|---------|------------|-------------------------|---------|------------|-------------------------|---------|------------|
| | Males | Females | UNKNOWN (GENDER) | TOTAL RACE | Males | Females | TOTAL RACE | Males | Females | TOTAL RACE | Males | Females | TOTAL RACE |
| White | 20 | 29 | 0 | 49 | 20 | 29 | 49 | 0 | 0 | 0 | 50 | 41 | 91 |
| Afr. Amer. | 4 | 8 | 0 | 12 | 4 | 8 | 12 | 0 | 0 | 0 | 8 | 14 | 22 |
| Hispanic | 17 | 20 | 0 | 37 | 17 | 20 | 37 | 0 | 0 | 0 | 21 | 20 | 41 |
| Asian | 12 | 25 | 0 | 37 | 12 | 25 | 37 | 0 | 0 | 0 | 20 | 18 | 38 |
| Nat. Amer. | 0 | 1 | 0 | 1 | 0 | 1 | 1 | 0 | 0 | 0 | 1 | 0 | 1 |
| NHOPI | 1 | 0 | 0 | 1 | 1 | 0 | 1 | 0 | 0 | 0 | 1 | 0 | 1 |
| Two or More | 12 | 14 | 0 | 26 | 12 | 14 | 26 | 0 | 0 | 0 | 18 | 28 | 46 |
| Unknown (Race) | 0 | 0 | 0 | 0 | | | | | | | | | |
| Total | 66 | 97 | 0 | 163 | 66 | 97 | 163 | 0 | 0 | 0 | 119 | 121 | 240 |
| Total Minority | 46 | 68 | 0 | 114 | 46 | 68 | 114 | 0 | 0 | 0 | 69 | 80 | 149 |

| | <i>Promotions From</i> | | | <i>Promotions Into</i> | | | <i>Promotions Within</i> | | |
|-----------------------|------------------------|---------|------------|------------------------|---------|------------|--------------------------|---------|------------|
| | Males | Females | TOTAL RACE | Males | Females | TOTAL RACE | Males | Females | TOTAL RACE |
| White | 0 | 0 | 0 | 0 | 0 | 0 | 3 | 13 | 16 |
| Afr. Amer. | 0 | 0 | 0 | 0 | 0 | 0 | 0 | 1 | 1 |
| Hispanic | 0 | 0 | 0 | 0 | 0 | 0 | 3 | 4 | 7 |
| Asian | 0 | 0 | 0 | 0 | 0 | 0 | 3 | 9 | 12 |
| Nat. Amer. | 0 | 0 | 0 | 0 | 0 | 0 | 0 | 1 | 1 |
| NHOPI | 0 | 0 | 0 | 0 | 0 | 0 | 0 | 0 | 0 |
| Two or More | 0 | 0 | 0 | 0 | 0 | 0 | 1 | 1 | 2 |
| Total | 0 | 0 | 0 | 0 | 0 | 0 | 10 | 29 | 39 |
| Total Minority | 0 | 0 | 0 | 0 | 0 | 0 | 7 | 16 | 23 |

California State University, Los Angeles

Snapshot Date: 11/01/2020

Personnel Transactions Summary

Job Group: 14 - Service Occupations

Transaction Dates: 11/01/2019 To 10/31/2020

| | <i>Applicants</i> | | | | <i>Hires</i> | | | <i>Terminations (I)</i> | | | <i>Terminations (V)</i> | | |
|-----------------------|-------------------|------------|------------------|------------|--------------|----------|------------|-------------------------|----------|------------|-------------------------|-----------|------------|
| | Males | Females | UNKNOWN (GENDER) | TOTAL RACE | Males | Females | TOTAL RACE | Males | Females | TOTAL RACE | Males | Females | TOTAL RACE |
| White | 161 | 133 | 8 | 302 | 1 | 1 | 2 | 0 | 0 | 0 | 10 | 13 | 23 |
| Afr. Amer. | 55 | 43 | 1 | 99 | 1 | 0 | 1 | 0 | 0 | 0 | 5 | 7 | 12 |
| Hispanic | 128 | 78 | 5 | 211 | 5 | 8 | 13 | 0 | 0 | 0 | 9 | 22 | 31 |
| Asian | 70 | 54 | 0 | 124 | 0 | 0 | 0 | 0 | 0 | 0 | 5 | 6 | 11 |
| Nat. Amer. | 17 | 9 | 0 | 26 | 1 | 0 | 1 | 0 | 0 | 0 | 2 | 1 | 3 |
| NHOPI | 5 | 3 | 0 | 8 | 1 | 0 | 1 | 0 | 0 | 0 | 0 | 0 | 0 |
| Two or More | 7 | 1 | 21 | 29 | 0 | 0 | 0 | 0 | 0 | 0 | 8 | 10 | 18 |
| Unknown (Race) | 0 | 0 | 0 | 0 | | | | | | | | | |
| Total | 443 | 321 | 35 | 799 | 9 | 9 | 18 | 0 | 0 | 0 | 39 | 59 | 98 |
| Total Minority | 282 | 188 | 27 | 497 | 8 | 8 | 16 | 0 | 0 | 0 | 29 | 46 | 75 |

| | <i>Promotions From</i> | | | <i>Promotions Into</i> | | | <i>Promotions Within</i> | | |
|-----------------------|------------------------|----------|------------|------------------------|----------|------------|--------------------------|----------|------------|
| | Males | Females | TOTAL RACE | Males | Females | TOTAL RACE | Males | Females | TOTAL RACE |
| White | 0 | 0 | 0 | 0 | 0 | 0 | 0 | 0 | 0 |
| Afr. Amer. | 0 | 0 | 0 | 0 | 0 | 0 | 0 | 0 | 0 |
| Hispanic | 0 | 0 | 0 | 0 | 0 | 0 | 0 | 0 | 0 |
| Asian | 0 | 0 | 0 | 0 | 0 | 0 | 0 | 0 | 0 |
| Nat. Amer. | 0 | 0 | 0 | 0 | 0 | 0 | 0 | 0 | 0 |
| NHOPI | 0 | 0 | 0 | 0 | 0 | 0 | 0 | 0 | 0 |
| Two or More | 0 | 0 | 0 | 0 | 0 | 0 | 0 | 0 | 0 |
| Total | 0 | 0 | 0 | 0 | 0 | 0 | 0 | 0 | 0 |
| Total Minority | 0 | 0 | 0 | 0 | 0 | 0 | 0 | 0 | 0 |

California State University, Los Angeles
Data Collection Analysis/Hiring Benchmark (Protected Veterans)*

Current Snapshot Date: 11/01/2020

| Category | 11/1/20 |
|--|----------------|
| Job Openings | 335 |
| Jobs Filled | 334 |
| Applicants for all jobs | 17,657 |
| Applicants who self-identified as Protected Veterans | 2 |
| Applicants Hired | 286 |
| Protected Veterans Hired | 2 |
| Hiring Benchmark** | 5.7 |
| Overall protected veterans hired (%) | 0.7 |

* Data collected as of the transaction period for the respective AAP year. Employee count (#) and representation (%) are as of the snapshot date for the respective AAP Year.

** Hiring benchmark is based on the national percentage of veterans in the Civilian Labor Force (CLF).

California State University, Los Angeles
Data Collection Analysis/Utilization Analysis (Disability)*

Current Snapshot Date: 11/01/2020

| Category | 11/1/20 | | |
|---|----------------|-----------------|-----------------|
| Job Openings | 335 | | |
| Jobs Filled | 334 | | |
| Applicants for all jobs | 17,657 | | |
| Applicants who self-identified as individual(s) with Disability | 0 | | |
| Applicants Hired | 286 | | |
| Individual(s) with Disability Hired | 0 | | |
| Nationwide utilization goal for qualified individuals with disabilities (%)** | 7.0 | | |
| Total incumbency of individuals with disabilities (%) | 0.0 | | |
| Job Group | EE # | EE IWD # | EE IWD % |
| 01 - Business and Financial Operations Occupations | 45 | 0 | 0.0 |
| 02 - Community Service, Legal, Arts, and Media Occupations | 27 | 0 | 0.0 |
| 03 - Computer, Engineering, and Science Occupations | 97 | 0 | 0.0 |
| 04 - Graduate Assistants | 102 | 0 | 0.0 |
| 05 - Healthcare Practitioners and Technical Occupations | 24 | 0 | 0.0 |
| 06 - Librarians, Curators, and Archivists | 17 | 0 | 0.0 |
| 07 - Management Occupations | 205 | 0 | 0.0 |
| 08 - Natural Resources, Construction, and Maintenance Occupations | 58 | 0 | 0.0 |
| 09 - Office and Administrative Support Occupations | 293 | 0 | 0.0 |
| 10 - Student and Academic Affairs and Other Education Services Occupations | 201 | 0 | 0.0 |
| 11 - Production, Transportation, and Material Moving Occupations | 3 | N/A | N/A |
| 12 - Postsecondary Teachers | 1,637 | 0 | 0.0 |

* Data collected as of the transaction period for the respective AAP year. Employee count (#) and representation (%) are as of the snapshot date for the respective AAP Year.

** Current utilization goal as established by the OFCCP.

N/A - The number of employees in the job group is less than 10 and therefore, the identity of employee(s) with disability could be readily discernible. To ensure confidentiality, IWD # and % were omitted from the report.

California State University, Los Angeles
Data Collection Analysis/Utilization Analysis (Disability)*

Current Snapshot Date: 11/01/2020

| Category | 11/1/20 | | |
|---|----------------|-----------------|-----------------|
| Job Openings | 335 | | |
| Jobs Filled | 334 | | |
| Applicants for all jobs | 17,657 | | |
| Applicants who self-identified as individual(s) with Disability | 0 | | |
| Applicants Hired | 286 | | |
| Individual(s) with Disability Hired | 0 | | |
| Nationwide utilization goal for qualified individuals with disabilities (%)** | 7.0 | | |
| Total incumbency of individuals with disabilities (%) | 0.0 | | |
| Job Group | EE # | EE IWD # | EE IWD % |
| 14 - Service Occupations | 102 | 0 | 0.0 |

* Data collected as of the transaction period for the respective AAP year. Employee count (#) and representation (%) are as of the snapshot date for the respective AAP Year.

** Current utilization goal as established by the OFCCP.

N/A - The number of employees in the job group is less than 10 and therefore, the identity of employee(s) with disability could be readily discernible. To ensure confidentiality, IWD # and % were omitted from the report.